



Little Red Riding Hood Part 1

Thanks for stopping by and downloading my Little Red Riding Hood Pack. Be sure to download Part 2, 3 & Tot Pack.

These printables are provided *FREE* of charge. Please do share my printables. But please remember that all of my printables are for personal use. You cannot claim these printables or sell them as your own. All the printables and pictures are the property of 3 Dinosaurs.

Please DO

- Download the files to your computers and print them off for personal use.
- Direct people to the blog or site when sharing with others.
- Give proper credit back to 3 Dinosaurs when blogging about our files.

You May Not

- Link directly to the pdf file.
- Alter my files in any way.
- Store them on your website in any format.
- Seek to use these to drive traffic to your site or sell them in any way.
- Print off and sell them to others.

Please remember this is about being Honest.

I reserve the right to change this policy at any time.

Please read the [Terms of Use](#). If you have any questions please let me know.

Thanks! 3Dinosaurs.com



Graphic purchased from [Scrappin Doodles](#)



Little Red Riding Hood Pack Index

Part 1

3-4 – 3 Part Cards
5 - Which One Is Different
6 - What Comes Next?
7-8 - Prewriting Practice
9 – Pattern Cards
10-11 – Matching Cards
12-15 – 4 Piece Puzzles
16-17 – 10 Piece Puzzles (1-10, Counting by 4)
18 – Find the Letter R
19 – R Tracing Pack
20 - Color as you read
21 – Label Beginning Sound
22-23 – Count & Graph
24 – Color by Size
25-27 – Roll & Count
28 – Roll & Count Questions

Part 2

3 – Beginning Sound
4-5 – Wall Cards
6-9 – Trace Beginning Sound
10-11 – Trace the Word
12-13 – Write the Word
14-15 – Sort by Size
16-23 – Write Sentence about Picture
24-31 - Trace & Color Coloring Pages
32 – Grandma House Addition
33 – Label Grandma wolf
34 – Skip Counting by 5 Missing Number

Part 3

3 – Color the Pattern
4- Fill in the Missing Pattern
5 - CVC Rhyming Words
6 – CVCC Rhyming Words
7 – Roll & Cover Number 1 to 6
8-9 – Roll & Cover Math (Addition & Multiplication)
10 – Measure the Ax

Tot Pack

3-8 - Solid Line Prewriting
9-14 - Dashed Line Prewriting
15-16 – Which One is Different
17 – Circle the Small Wolves
18-19 – 2 Piece Puzzles
20-22 – Color the Wolf in Grandma's Clothes
24 – Matching Cards
25 – 9 Piece Puzzles
26-28 – Single Page matching
29 -30 – Roll & Counting 1 to 5
31-32 – Shape Tracing
33-35 – Dot the Littler R, G, W



**little red
riding hood**



grandmother



wolf




basket



flowers



**grandmother's
house**



woods



woodsman



ax



**little red
riding hood**



grandmother



wolf




basket



flowers



**grandmother's
house**



woods

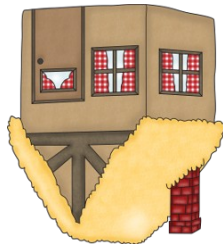


woodsman









ax



Which One is Different?



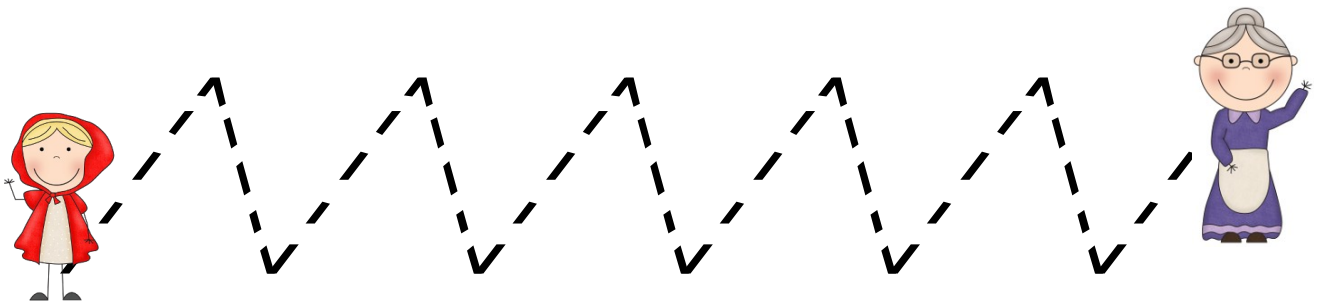

What comes Next?

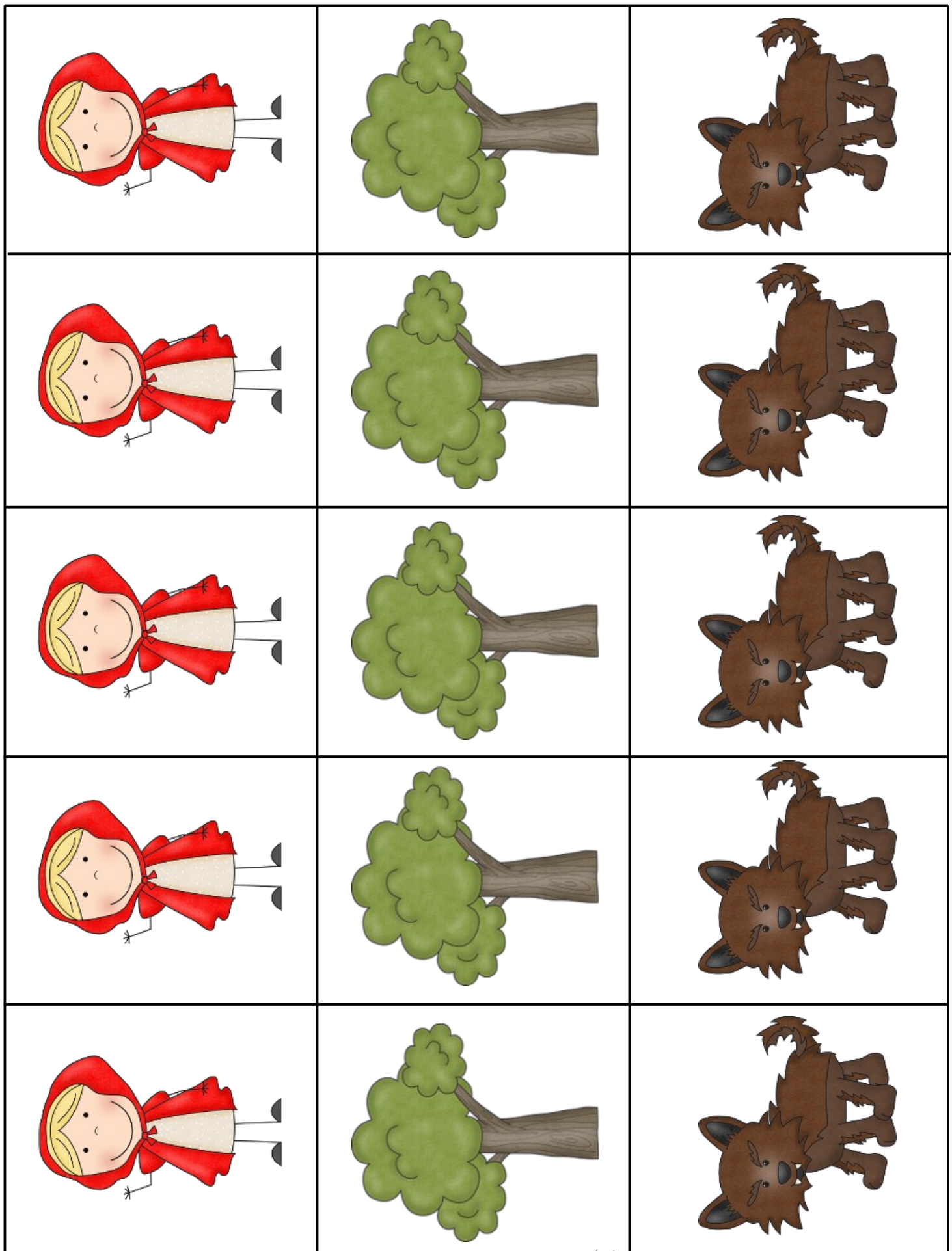



Prewriting Practice




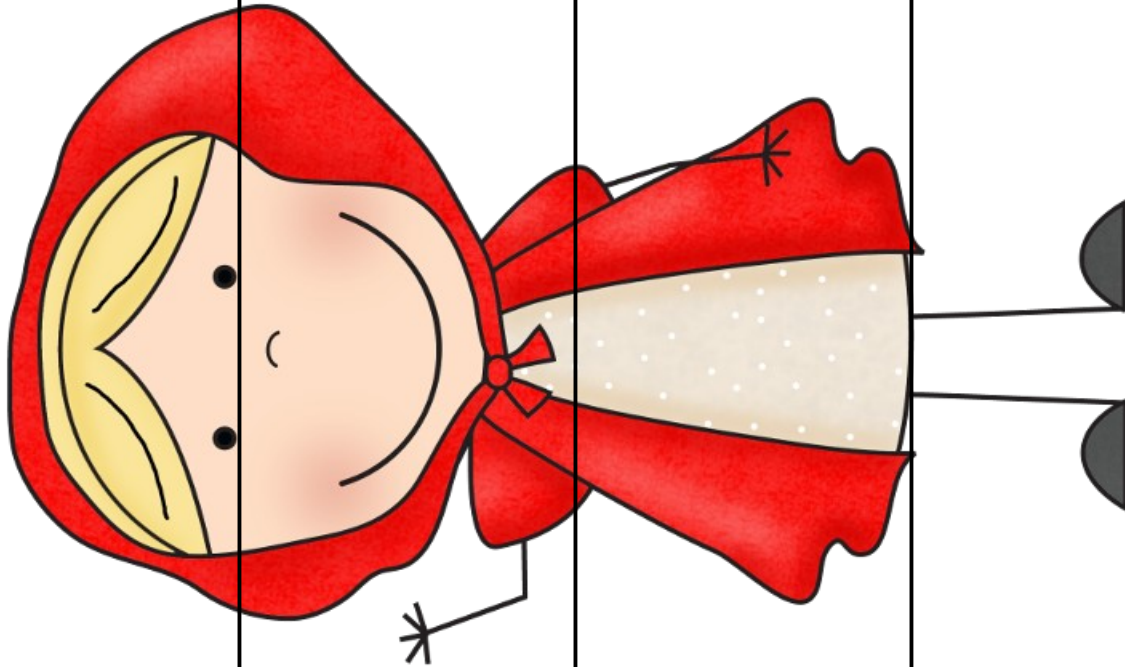
Prewriting Practice








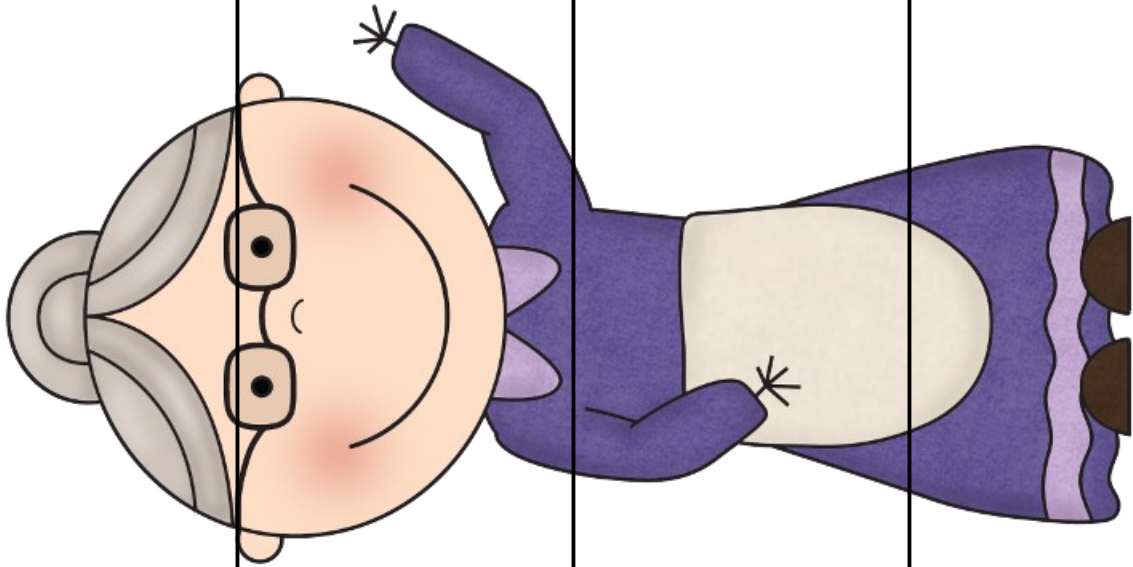




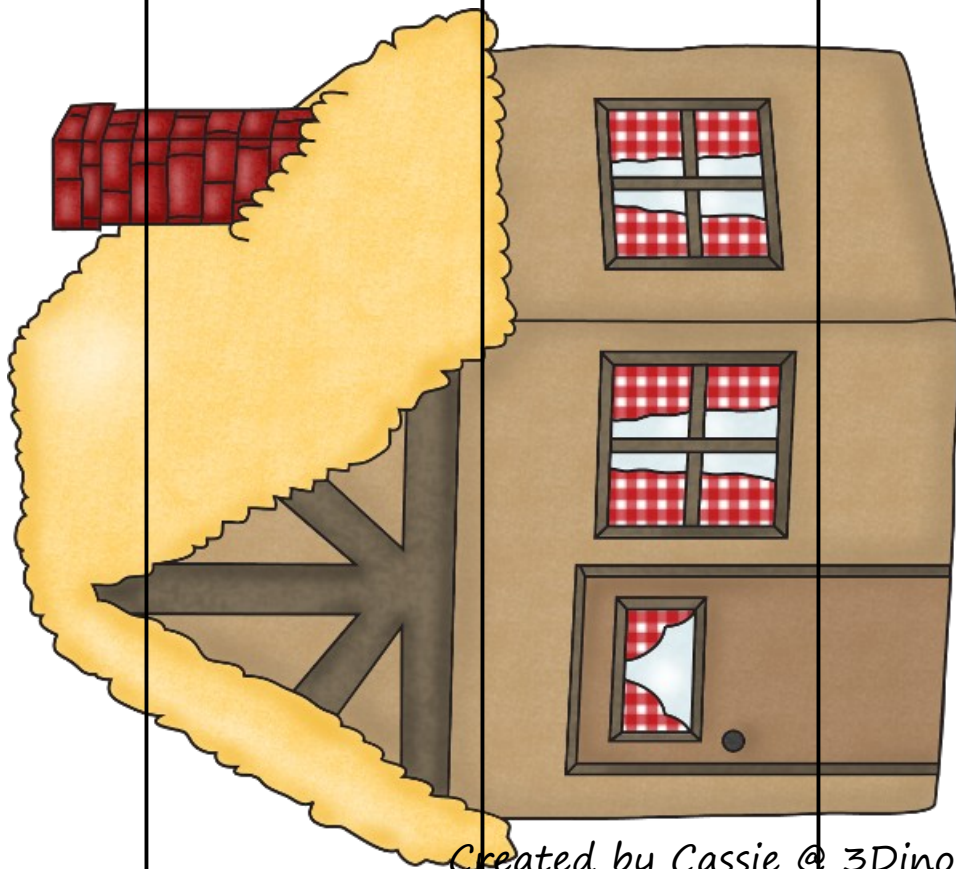
Created by Cassie @ 3Dinosaurs.com




Created by Cassie @ 3Dinosaurs.com



Created by Cassie @ 3Dinosaurs.com




Created by Cassie @ 3Dinosaurs.com




Created by Cassie @ 3Dinosaurs.com



Created by Cassie @ 3Dinosaurs.com




Created by Cassie @ 3Dinosaurs.com



Created by Cassie @ 3Dinosaurs.com




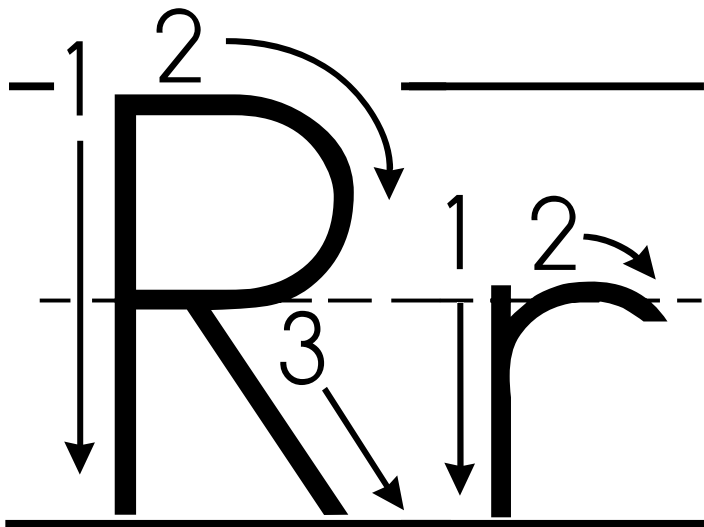


Rr

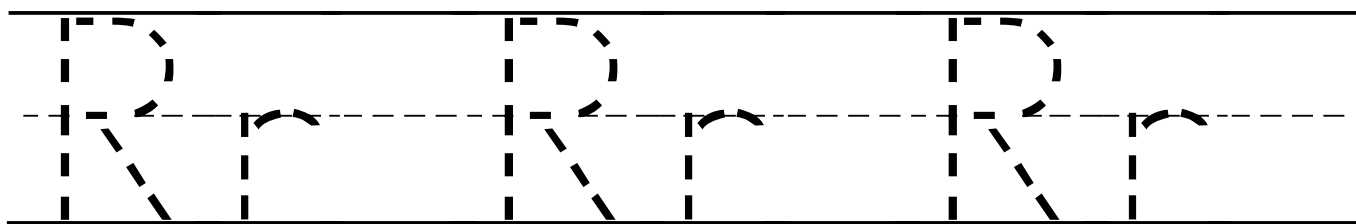
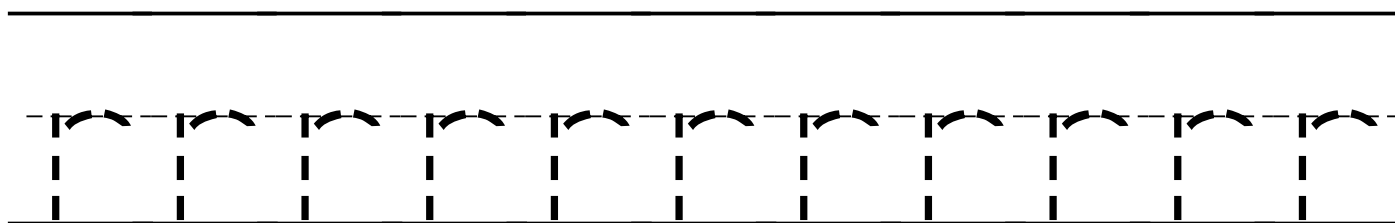
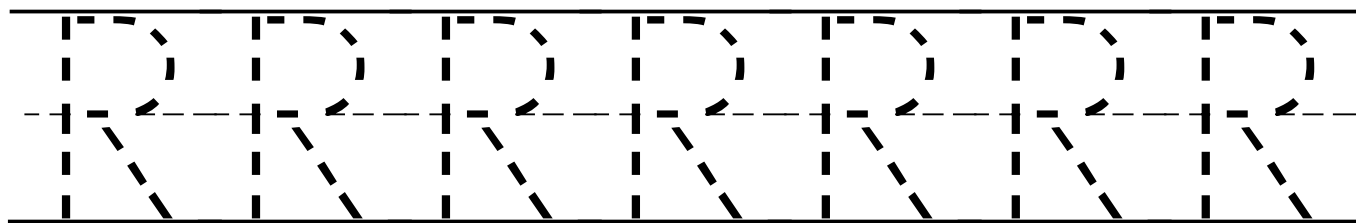


Color all the letter Rr's.






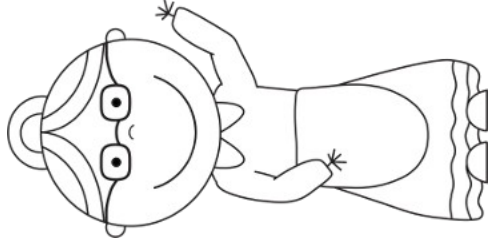

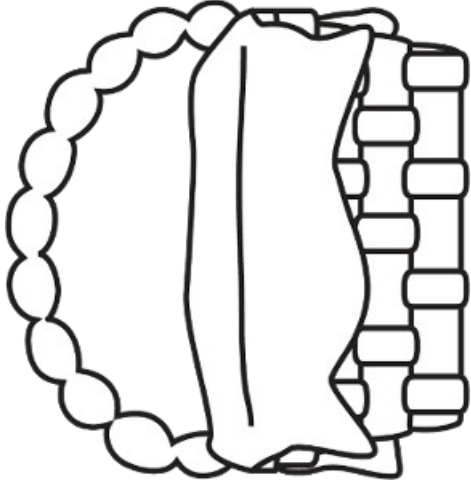
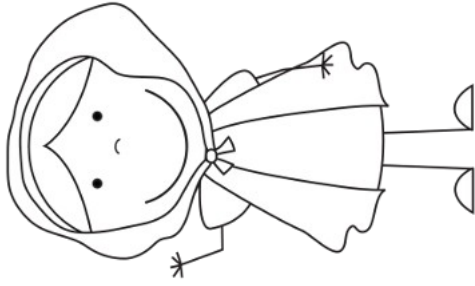


red riding hood









Color the pictures as you read the story.

Little Red Riding Hood



Label the Beginning Sound

Cut out and paste the letters to the correct picture.



Created by Cassie @ 3Dinosaurs.com

C

B

G

W

A

W

Little Red Riding Hood Count and Graph



Little Red Riding Hood Count and Graph




5	5	5	5	5
4	4	4	4	4
3	3	3	3	3
2	2	2	2	2
1	1	1	1	1
				

Wolf Color by Size


Color the large wolves gray.

Color the medium wolves brown.

Color the small wolves black.



Cut out and fold to make a dice.









Roll and Count

Little Red Riding Hood

5						
4						
3						
2						
1						
						

Roll and Count Little Red Riding Hood

10						
9						
8						
7						
6						
5						
4						
3						
2						
1						
						

Roll and Count Little Red Riding Hood Questions



Answer the following questions with the information above.



___ > = < ___



___ > = < ___



___ > = < ___



___ > = < ___



___ + ___ =



___ + ___ =



___ + ___ =



___ + ___ =



___ + ___ =



___ + ___ =



___ + ___ =



___ + ___ =

