



# Little Red Riding Hood Part 2

Thanks for stopping by and downloading my Little Red Riding Hood Pack. Be sure to download Part 1, 3 & Tot Pack.

These printables are provided *FREE* of charge. Please do share my printables. But please remember that all of my printables are for personal use. You cannot claim these printables or sell them as your own. All the printables and pictures are the property of 3 Dinosaurs.

#### **Please DO**

- Download the files to your computers and print them off for personal use.
- Direct people to the blog or site when sharing with others.
- Give proper credit back to 3 Dinosaurs when blogging about our files.

#### **You May Not**

- Link directly to the pdf file.
- Alter my files in any way.
- Store them on your website in any format.
- Seek to use these to drive traffic to your site or sell them in any way.
- Print off and sell them to others.

Please remember this is about being Honest.

I reserve the right to change this policy at any time.

Please read the [Terms of Use](#). If you have any questions please let me know.

## Thanks! 3Dinosaurs.com



Graphic purchased from [Scrappin Doodles](#)



# Little Red Riding Hood Pack Index

## Part 1

3-4 – 3 Part Cards  
5 - Which One Is Different  
6 - What Comes Next?  
7-8 - Prewriting Practice  
9 – Pattern Cards  
10-11 – Matching Cards  
12-15 – 4 Piece Puzzles  
16-17 – 10 Piece Puzzles (1-10, Counting by 4)  
18 – Find the Letter R  
19 – R Tracing Pack  
20 - Color as you read  
21 – Label Beginning Sound  
22-23 – Count & Graph  
24 – Color by Size  
25-27 – Roll & Count  
28 – Roll & Count Questions

## Part 2

3 – Beginning Sound  
4-5 – Wall Cards  
6-9 – Trace Beginning Sound  
10-11 – Trace the Word  
12-13 – Write the Word  
14-15 – Sort by Size  
16-23 – Write Sentence about Picture  
24-31 - Trace & Color Coloring Pages  
32 – Grandma House Addition  
33 – Label Grandma wolf  
34 – Skip Counting by 5 Missing Number

## Part 3

3 – Color the Pattern  
4- Fill in the Missing Pattern  
5 - CVC Rhyming Words  
6 – CVCC Rhyming Words  
7 – Roll & Cover Number 1 to 6  
8-9 – Roll & Cover Math (Addition & Multiplication)  
10 – Measure the Ax

## Tot Pack

3-8 - Solid Line Prewriting  
9-14 - Dashed Line Prewriting  
15-16 – Which One is Different  
17 – Circle the Small Wolves  
18-19 – 2 Piece Puzzles  
20-22 – Color the Wolf in Grandma's Clothes  
24 – Matching Cards  
25 – 9 Piece Puzzles  
26-28 – Single Page matching  
29 -30 – Roll & Counting 1 to 5  
31-32 – Shape Tracing  
33-35 – Dot the Littler R, G, W



**G**

**L**

**R**



**G**

**M**

**A**



**O**

**W**

**F**



**T**

**K**

**B**



**L**

**F**


**E**



**S**

**H**

**G**



**F**

**D**

**W**



**M**

**D**

**W**



**C**

**A**

**X**



little red  
riding hood



grandma



wolf




basket



flowers



grandmother's  
house



woods



woodsman



ax



l l l l l l l l l l



g g g g g g



w w w w w w



b b b b b b




f f f f f f





g g g g g g g



w w w w w w



w w w w w w



a a a a a a



U U U U U U U



Gg Gg Gg Gg



Ww Ww Ww



Bb Bb Bb Bb




Ff Ff Ff Ff





Gg Gg Gg Gg



Ww Ww Ww



Ww Ww Ww



Aa Aa Aa



little red

riding hood



grandmother



wolf




basket



flowers



grandmother's  
house



woods



woodsman



ax



Handwriting practice lines for the first row, featuring a solid top line, a dashed middle line, and a solid bottom line.



Handwriting practice lines for the second row, featuring a solid top line, a dashed middle line, and a solid bottom line.



Handwriting practice lines for the third row, featuring a solid top line, a dashed middle line, and a solid bottom line.



Handwriting practice lines for the fourth row, featuring a solid top line, a dashed middle line, and a solid bottom line.



Handwriting practice lines for the fifth row, featuring a solid top line, a dashed middle line, and a solid bottom line.




---

---

---

---

---



---

---

---

---



---

---

---

---



---

---

---

---

---

---

---

---

# Size Sorting





**Small**

**Medium**

**Large**

# red riding hood



Write a sentence about red riding hood.

This image shows a blank sheet of handwriting practice paper. It features four identical sets of horizontal lines arranged vertically. Each set includes three lines: a solid top line, a dashed middle line, and a solid bottom line, providing a guide for letter height and placement. The background is white, and the lines are black.

# Grandma's house




Write a sentence about grandma's house.

This image shows a blank sheet of handwriting practice paper. It features four identical sets of horizontal guidelines arranged vertically. Each set is composed of three lines: a solid top line, a dashed middle line, and a solid bottom line, providing a structured space for practicing letter formation and alignment.

# Writing

## grandma



Write a sentence about grandma.

Handwriting practice lines consisting of solid top and bottom lines with a dashed middle line. There are eight sets of these lines for writing practice.

woods

This image shows a blank sheet of handwriting practice paper. It features four identical sets of horizontal lines arranged vertically. Each set includes three lines: a solid top line, a dashed middle line, and a solid bottom line, providing a guide for letter height and placement. The background is white, and the lines are light gray.

wolf



Created by Cassie @ 3Dinosaurs.com



# Writing

ax



Write a sentence about the ax.

Handwriting practice lines consisting of solid top and bottom lines with a dashed middle line. There are eight sets of these lines provided for writing practice.

# basket



Write a sentence about the basket.

[illegible]

# Writing

## woodsman




Write a sentence about the woodsman.

Handwriting practice lines consisting of solid top and bottom lines with a dashed middle line. There are five sets of these lines for writing practice.


RI

R is for  
Red Riding  
Hood.



G

g




G is for  
Grandma's  
house.

G

g


G is for  
grandma.





W


A



W is for  
woods.


W

A



W is for  
wolf.

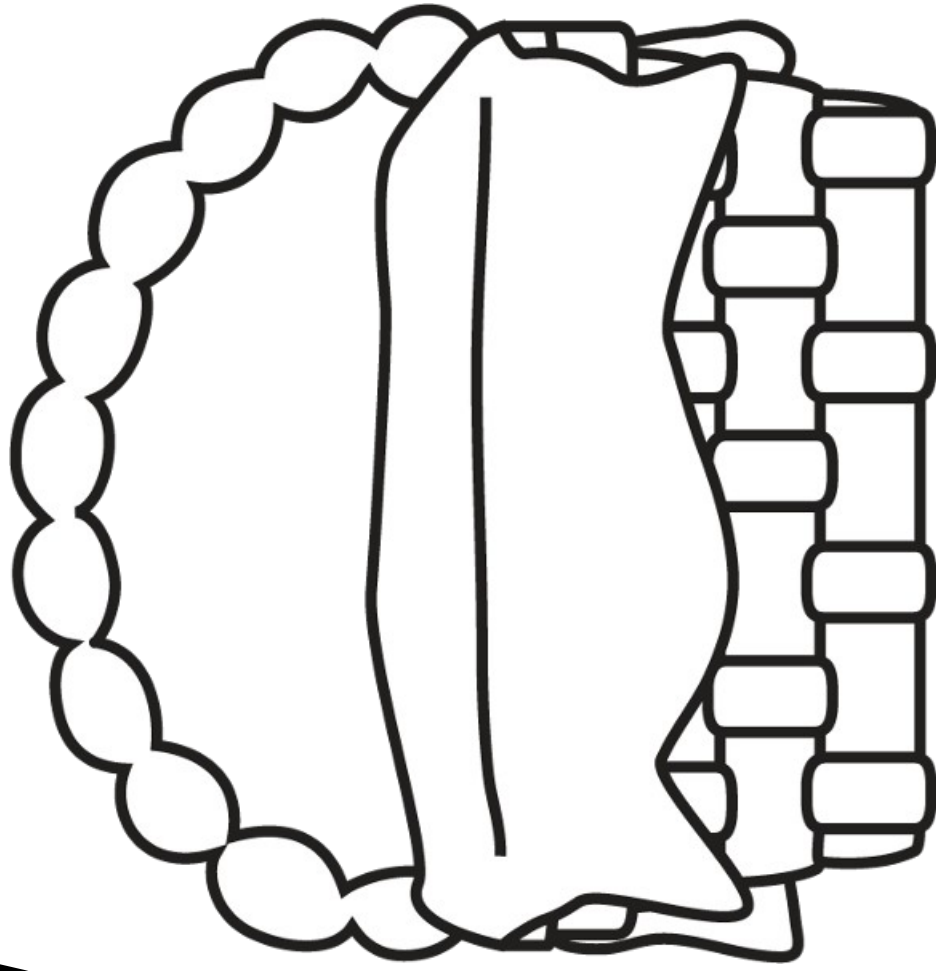
Aa



A is for  
ax.


Bb

b is for  
basket



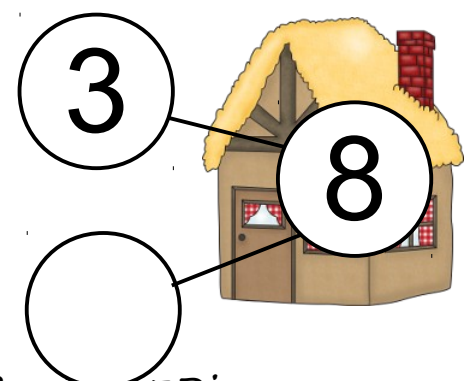

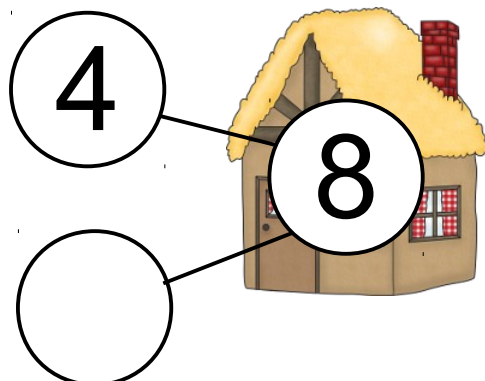
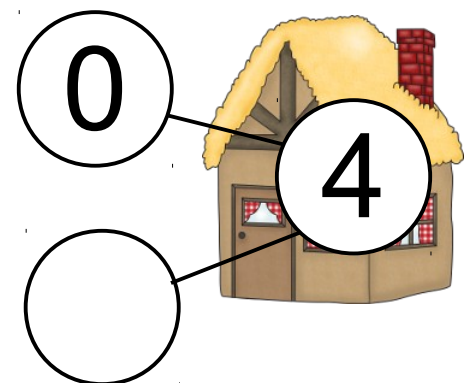
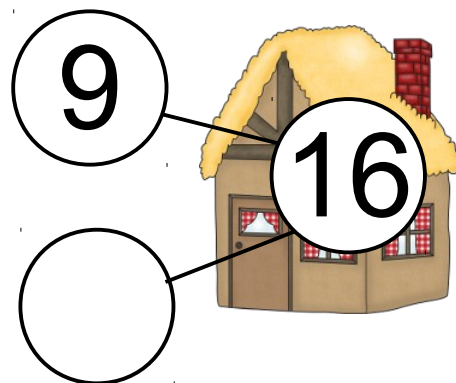
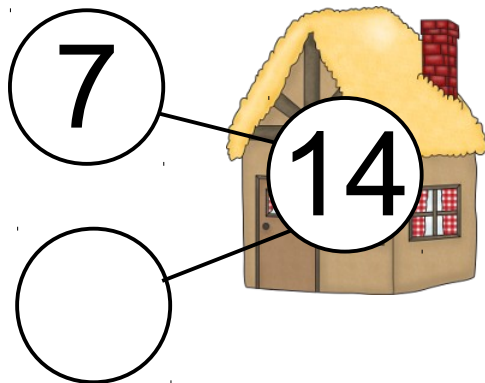
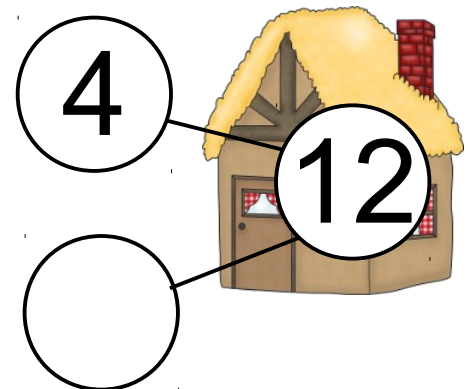
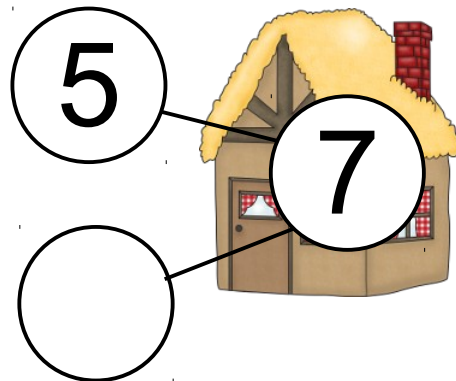
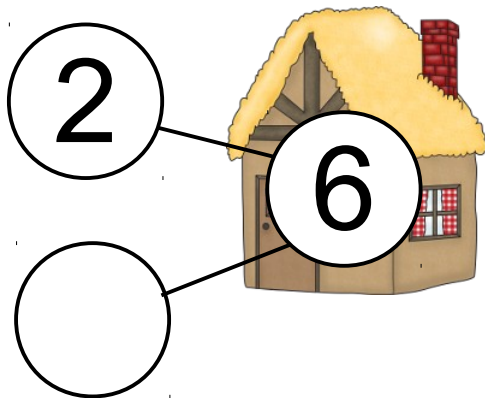
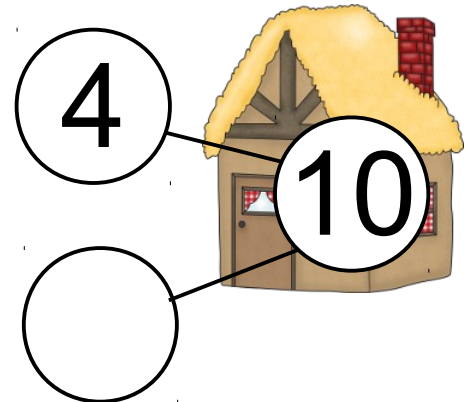
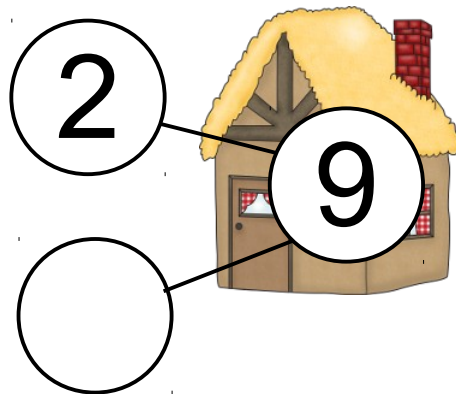

W

A



W is for  
woodsman.

# Grandma's House Adding





# Label the Grandma Wolf



Created by Cassie @ 3Dinosaurs.com

ears

eyes

nose

claws



teeth

# Help Red Riding Hood Get to Grandma's House

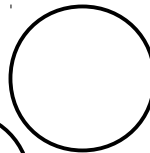
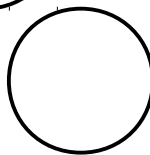

Fill in the missing numbers counting by 5.





5





20



35



50



65

