



Mary Had a Little Lamb Pack Part 2

Thanks for stopping by and downloading my Mary Had a Little Lamb Pack. Be sure to download Part 1 & Tot Pack.

These printables are provided *FREE* of charge. Please do share my printables. But please remember that all of my printables are for personal use. You cannot claim these printables or sell them as your own. All the printables and pictures are the property of 3 Dinosaurs.

Please DO

- Download the files to your computers and print them off for personal use.
- Direct people to the blog or site when sharing with others.
- Give proper credit back to 3 Dinosaurs when blogging about our files.

You May Not

- Link directly to the pdf file.
- Alter my files in any way.
- Store them on your website in any format.
- Seek to use these to drive traffic to your site or sell them in any way.
- Print off and sell them to others.

Please remember this is about being Honest.

I reserve the right to change this policy at any time.

Please read the [Terms of Use](#). If you have any questions please let me know.

Thanks!

3Dinosaurs.com



Graphics: Purchased from [Melonheadz Illustrations](#)



Mary Had a Little Lamb Pack Index

Part 1

3-4 – 3 Part Cards
5 - Which One Is Different
6 - What Comes Next?
7-8 - Prewriting Practice
9 – Pattern Cards
10 – Matching Cards
11-12 – 4 Piece Puzzles
13 – 10 Piece Puzzle
14 – Lamb Color by Size
15 – Count and Color
16 – Pocket Chart Cards
17-18 – Write Beginning Sounds
19 – Trace the Word
20 – Write the Word
21-23 – Write a Sentence
24-26 – Trace & Color
27-28 – Dot the Letter M & L
29-30 - Trace the Letter L & M
31 – Do the Letter L

Part 2

3 – Color the pattern
4 – Fill in the Missing Pattern
5 – Counting Cut & Paste
6 – School Roll & cover


Tot Pack

3-8 - Solid Line Prewriting
9-14 - Dashed Line Prewriting
15 – Which One is Different
16 – 2 Piece Puzzles
17-19 – Color the Lamb Book
20 – Matching Cards
22 – 9 Piece Puzzles
23 – Matching Page
24-25 – Roll & Count
26-27 – Shape Tracing
28-29 – Dot the Letter: L & M
30 – Lamb Lacing Card


Color The Patterns

Color in an AB pattern.


Name: _____




Color in an BBA pattern.



Color in an CA pattern.






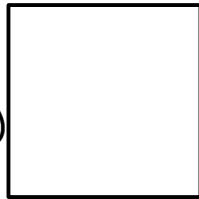


Color in an ABC pattern.



Fill in the missing patterns.

Created by Cassie @ 3Dinosaurs.com



1

2

3

4

5

6

School Roll & Cover

Directions: Take two dice and roll them together. Add up the total and cover the number they add up to.

___ + ___ = ___

___ + ___ = ___

___ + ___ = ___

___ + ___ = ___

___ + ___ = ___

___ + ___ = ___

___ + ___ = ___

___ + ___ = ___

___ + ___ = ___

___ + ___ = ___

___ + ___ = ___

