



# Mary Had a Little Lamb Tot Pack

Thanks for stopping by and downloading my Mary had a Little Lamb Pack. Be sure to download Part 2, 3 & Tot Pack.

These printables are provided *FREE* of charge. Please do share my printables. But please remember that all of my printables are for personal use. You cannot claim these printables or sell them as your own. All the printables and pictures are the property of 3 Dinosaurs.

#### Please DO

- Download the files to your computers and print them off for personal use.
- Direct people to the blog or site when sharing with others.
- Give proper credit back to 3 Dinosaurs when blogging about our files.

#### You May Not

- Link directly to the pdf file.
- Alter my files in any way.
- Store them on your website in any format.
- Seek to use these to drive traffic to your site or sell them in any way.
- Print off and sell them to others.

[Web Site](#)  
[Facebook](#)  
[Twitter](#)  
[RSS](#)  
[Google +](#)

Please remember this is about being Honest.

I reserve the right to change this policy at any time.

Please read the [Terms of Use](#). If you have any questions please let me know.



## Thanks! 3Dinosaurs.com



Graphics: Purchased from [Melonheadz Illustrations](#)

# Mary Had A Little Lamb Pack Index

## Part 1

3-4 – 3 Part Cards  
5 - Which One Is Different  
6 - What Comes Next?  
7-8 - Prewriting Practice  
9 – Pattern Cards  
10 – Matching Cards  
11-12 – 4 Piece Puzzles  
13 – 10 Piece Puzzle  
14 – Lamb Color by Size  
15 – Count and Color  
16 – Pocket Chart Cards  
17-18 – Write Beginning Sounds  
19 – Trace the Word  
20 – Write the Word  
21-23 – Write a Sentence  
24-26 – Trace & Color  
27-28 – Dot the Letter M & L  
29-30 - Trace the Letter L & M  
31 – Do the Letter L

## Part 2

3 – Color the pattern  
4 – Fill in the Missing Pattern  
5 – Counting Cut & Paste  
6 – School Roll & cover

## Tot Pack

3-8 - Solid Line Prewriting  
9-14 - Dashed Line Prewriting  
15 – Which One is Different  
16 – 2 Piece Puzzles  
17-19 – Color the Lamb Book  
20 – Matching Cards  
22 – 9 Piece Puzzles  
23 – Matching Page  
24-25 – Roll & Count  
26-27 – Shape Tracing  
28-29 – Dot the Letter: L & M  
30 – Lamb Lacing Card

# Prewriting Practice



# Prewriting Practice



# Prewriting Practice



# Prewriting Practice



# Prewriting Practice



# Prewriting Practice





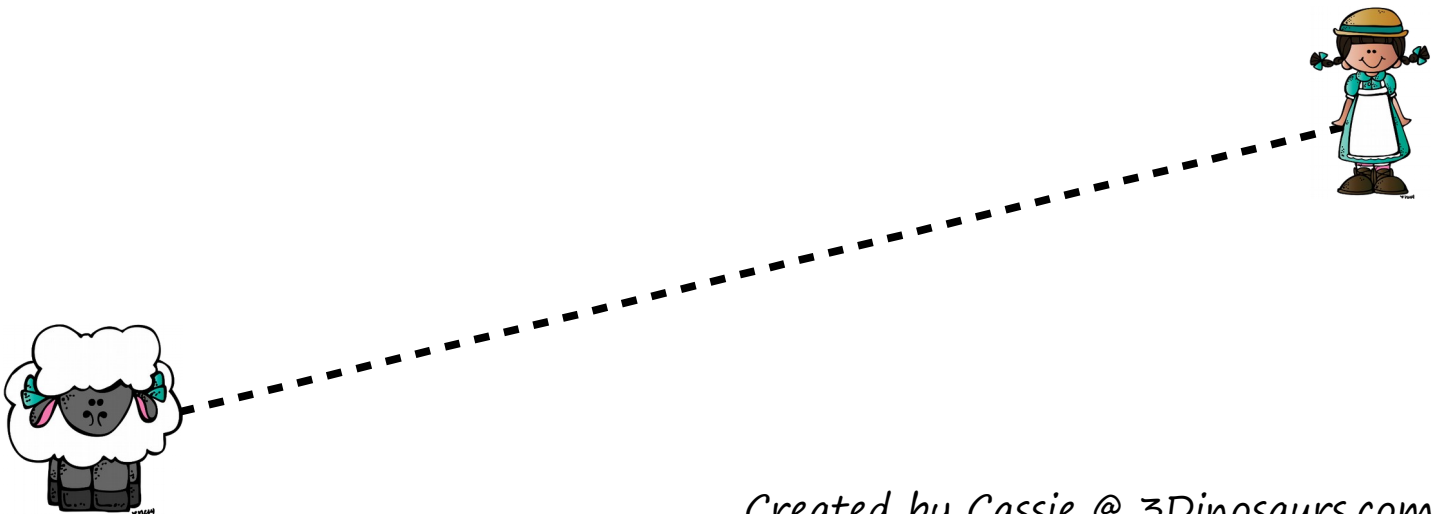
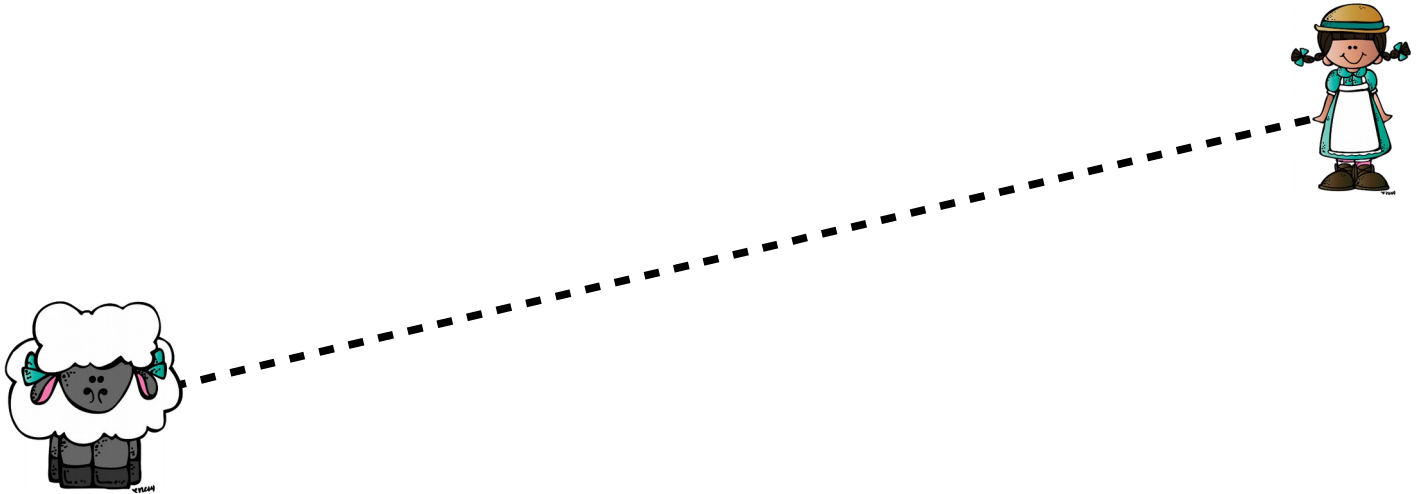
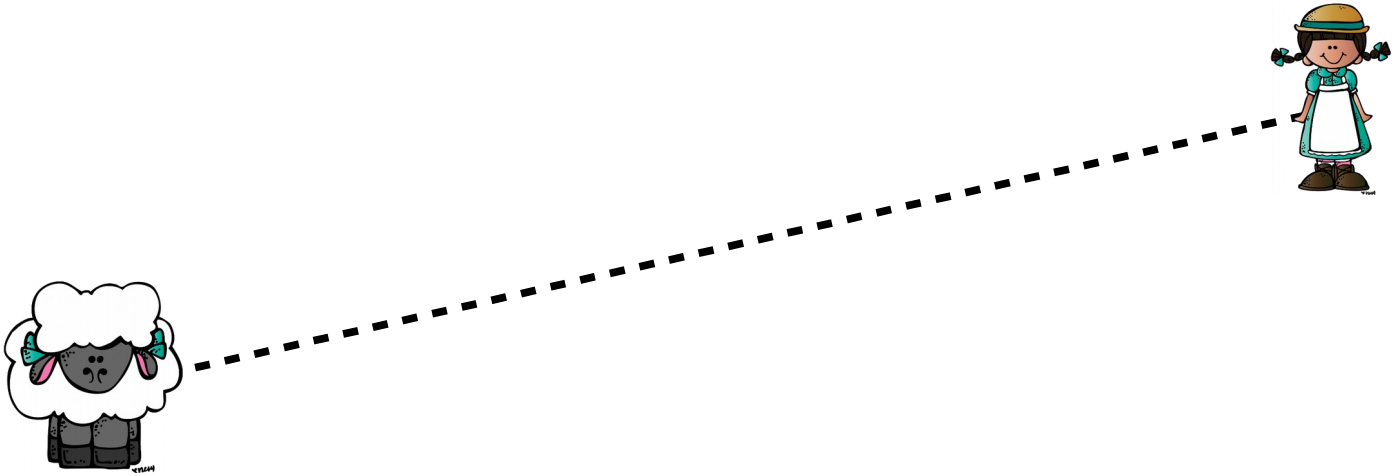
# Prewriting Practice



# Prewriting Practice



# Prewriting Practice



# Prewriting Practice



# Prewriting Practice



# Prewriting Practice




# Which One is Different?





Created by Cassie @ 3Dinosaurs.com



Created by Cassie @ 3Dinosaurs.com



# Color the Lamb



3Dinosaurs.com



The lamb is pink.



The lamb is red.



The lamb is yellow.



The lamb is orange.



The lamb is purple.



The lamb is blue.



The lamb is black.



The lamb is brown.



The lamb is green.



The lamb is gray.



The lamb is white.



# 9 Piece Puzzle

*On the last page for younger children copy this page twice and use one as a template to help them finish the puzzle.*



# 9 Piece Puzzle




For younger children copy this page twice and use one as a template to help them finish the puzzle.



# Mary Had A Little Lamb Matching



Cut out and fold to make a dice.





# Roll and Count Mary Had a Little Lamb

5						
4						
3						
2						
1						
						

# Shape Tracing




circle




square




triangle



rectangle



oval



diamond



pentagon



hexagon



heart

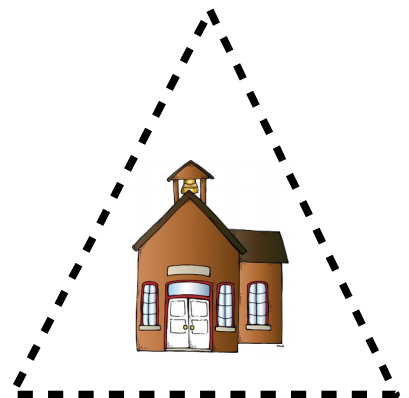
# Shape Tracing




circle



square




triangle




rectangle



oval



diamond



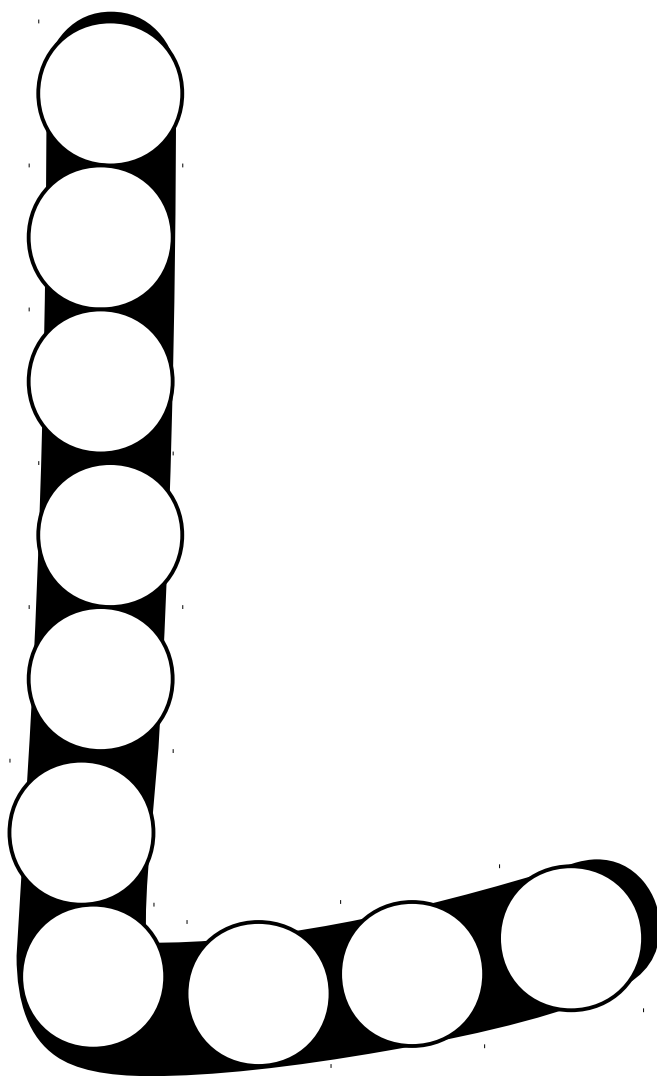
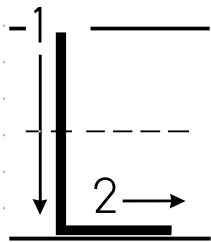
pentagon



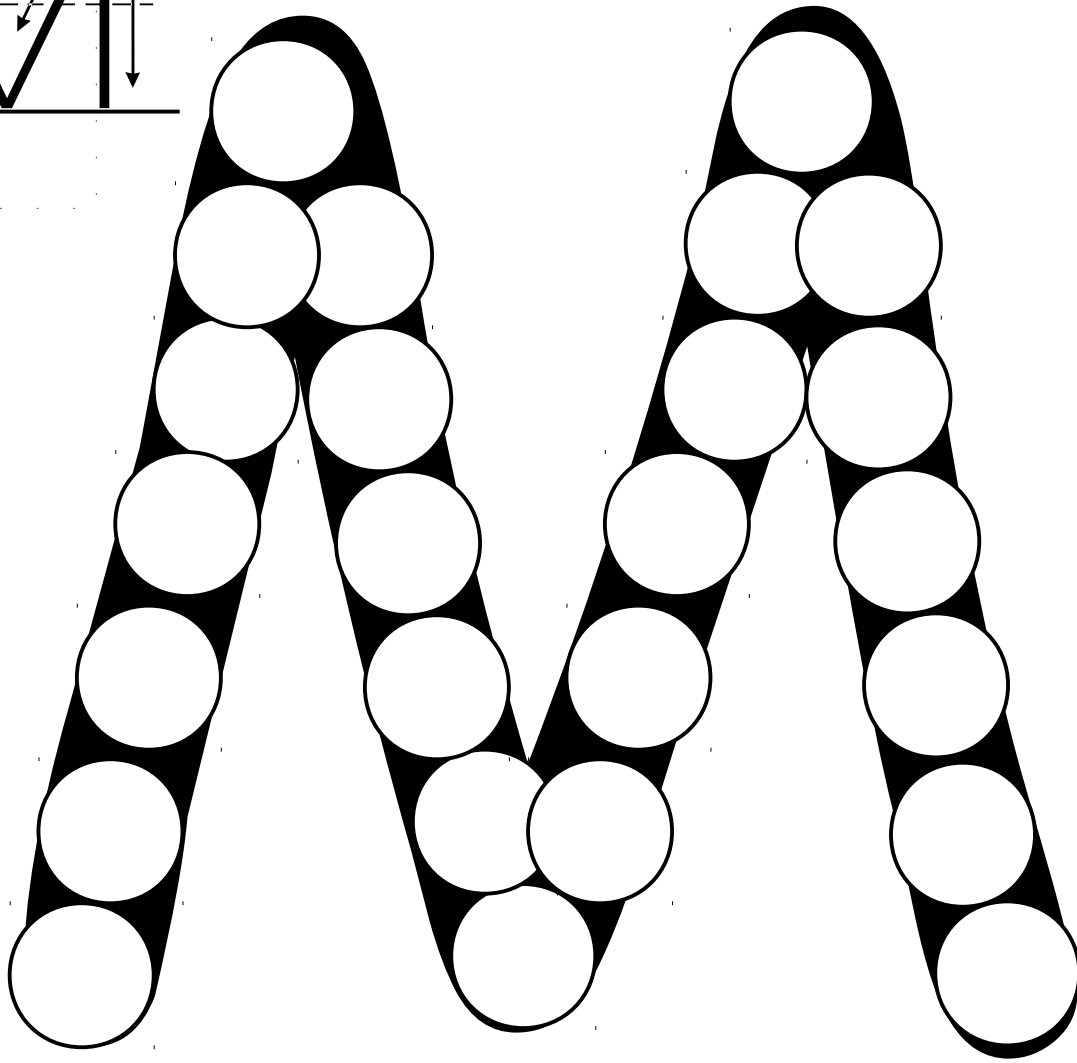
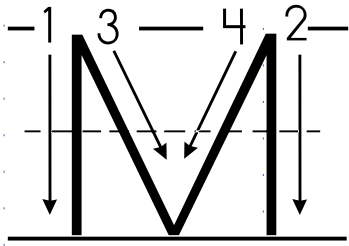
hexagon



heart



l a m b



Mary

# Lacing Cards

Print on card stock, laminate, cut out and punch holes on the following picture to use as lacing card.

