



Mary, Mary, Quite Contrary Tot Pack

Thanks for stopping by and downloading my Mary Mary Quite Contrary Pack. Be sure to download Part 1 2, & 3.

These printables are provided *FREE* of charge. Please do share my printables. But please remember that all of my printables are for personal use. You cannot claim these printables or sell them as your own. All the printables and pictures are the property of 3 Dinosaurs.

Please DO

- Download the files to your computers and print them off for personal use.
- Direct people to the blog or site when sharing with others.
- Give proper credit back to 3 Dinosaurs when blogging about our files.

You May Not

- Link directly to the pdf file.
- Alter my files in any way.
- Store them on your website in any format.
- Seek to use these to drive traffic to your site or sell them in any way.
- Print off and sell them to others.

Please remember this is about being Honest.

I reserve the right to change this policy at any time.

Please read the [Terms of Use](#). If you have any questions please let me know.

[Web Site](#)
[Facebook](#)
[Twitter](#)
[RSS](#)
[Google +](#)



Thanks! 3Dinosaurs.com

Graphics: Purchased from [Melonheadz Illustrations](#)



Mary, Mary, Quite Contrary

Pack Index

Part 1

3-4 – 3 Part Cards
5 - Which One Is Different
6 - What Comes Next?
7-8 - Prewriting Practice
9 – Pattern Cards
10 – Matching Cards
11-12 – 4 Piece Puzzles
13-16 – 10 Piece Puzzles (1-10, 11-20, 21-30, 31-40)
17 – Color by Size
18 – Color by Size Questions
19-20 – Words from poem
21 – Dot the Letter M
22 – Trace the Letter M
23 – Color as you read the Poem

Part 2

3 – Beginning Sound
4- Pocket Chart Cards
5-6 Trace Beginning Sound
7 – Trace the Word
8 – Write the Word
9-10 – Cutting Practice
11 – Size Sequencing
12-13 - Size Sorting
14-17 – Write a Sentence about the Word
18-21 – Trace & Color
22-24 – Roll & Count (1-5, 1-10)
25 – Roll & Count math questions

Part 3

3 – Color the Pattern
4 – Fill in the Missing Pattern
5 – Count & Cut 1-6
6 – Make Rhyming Words
7-14 – Tile Words
15 – Measure the Flowers

Tot Pack

3-8 - Solid Line Prewriting
9-14 - Dashed Line Prewriting
15 – Which One is Different
16 – 2 Piece Puzzles
17-19 – Color Mary's Dress
21 – Matching Cards
22 – 9 Piece Puzzle
23 – Matching Cards
24-25 – Roll & Count 1-5
26-27 – Shape Tracing
28-29 – Letter M Sorting
30 – Dot the Letter M
31 – Lacing Card

Prewriting Practice



Prewriting Practice



Prewriting Practice



Prewriting Practice



Prewriting Practice



Prewriting Practice



Prewriting Practice



Prewriting Practice



Prewriting Practice



Prewriting Practice



Prewriting Practice




Prewriting Practice





Which One is Different?





Created by Cassie @ 3Dinosaurs.com



Created by Cassie @ 3Dinosaurs.com

Color the Mary's Dress



3Dinosaurs.com



Mary's dress is pink.



Mary's dress is red.



Mary's dress is yellow.



Mary's dress is orange.



Mary's dress is purple.



Mary's dress is blue.



Mary's dress is black.



Mary's dress is brown.



Mary's dress is green.




Mary's dress is gray.




Mary's dress is white.


9 Piece Puzzle

On the puzzle page for younger children copy this page twice and use one as a template to help them finish the puzzle.





9 Piece Puzzle




For younger children copy this page twice and use one as a template to help them finish the puzzle.

Mary, Mary Matching









Cut out and fold to make a dice.



Roll and Count


Mary, Mary Quite Contrary

5						
4						
3						
2						
1						
						


Shape Tracing



circle



square




triangle




rectangle




oval




diamond



pentagon



hexagon




heart


Shape Tracing




circle



square




triangle




rectangle




oval




diamond



pentagon



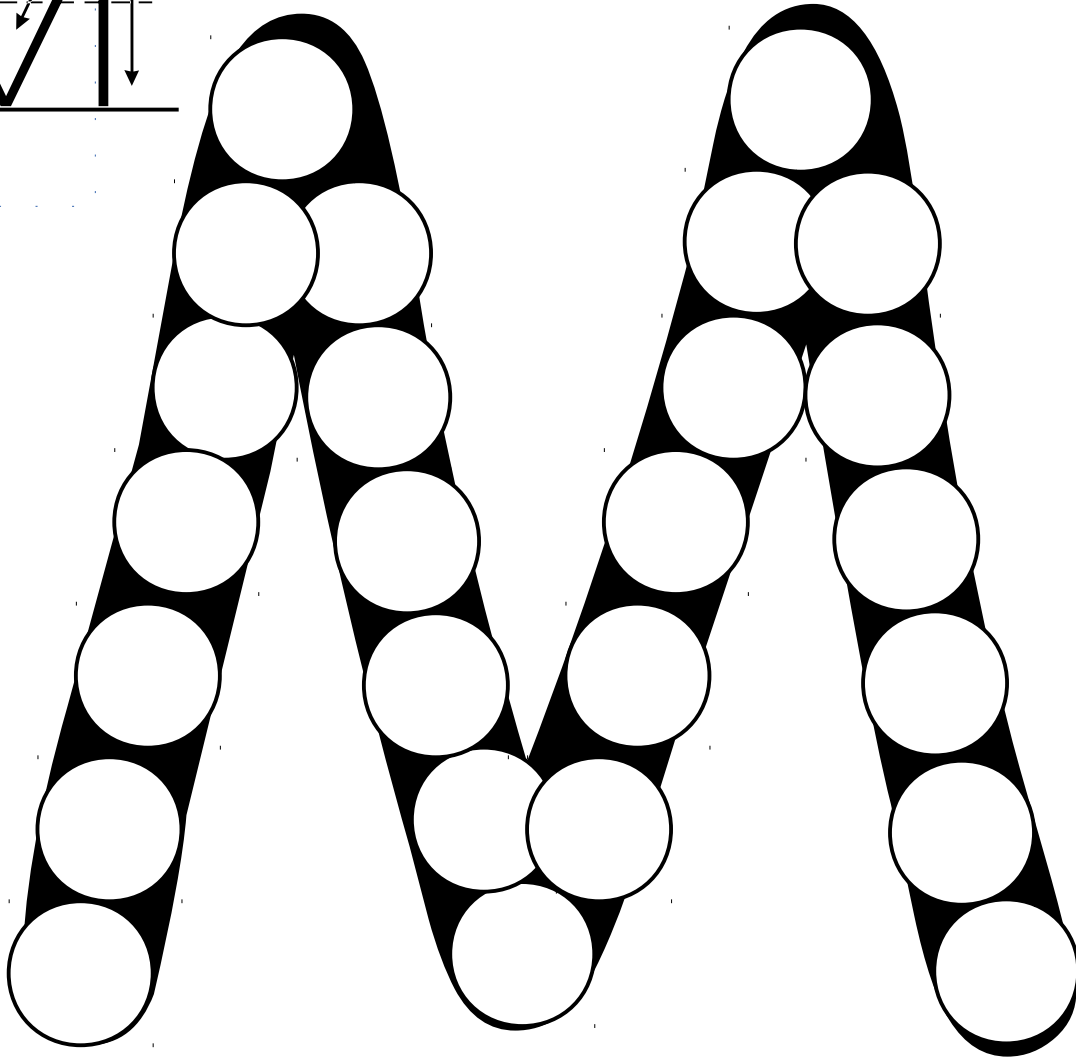
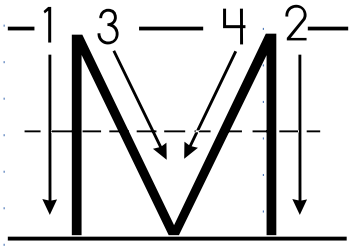
hexagon



heart







Mary

Lacing Card

Print on card stock, laminate, cut out and punch holes on the following pictures to use as lacing card.

