



Mary, Mary, Quite Contrary Pack Part 2

Thanks for stopping by and downloading my Mary Mary Quite Contrary Pack. Be sure to download Part 1, 3 & Tot Pack.

These printables are provided *FREE* of charge. Please do share my printables. But please remember that all of my printables are for personal use. You cannot claim these printables or sell them as your own. All the printables and pictures are the property of 3 Dinosaurs.

Please DO

- Download the files to your computers and print them off for personal use.
- Direct people to the blog or site when sharing with others.
- Give proper credit back to 3 Dinosaurs when blogging about our files.

You May Not

- Link directly to the pdf file.
- Alter my files in any way.
- Store them on your website in any format.
- Seek to use these to drive traffic to your site or sell them in any way.
- Print off and sell them to others.

[Web Site](#)
[Facebook](#)
[Twitter](#)
[RSS](#)
[Google +](#)

Please remember this is about being Honest.

I reserve the right to change this policy at any time.

Please read the [Terms of Use](#). If you have any questions please let me know.



Thanks! 3Dinosaurs.com

Graphics: Purchased from [Melonheadz Illustrations](#)



Mary, Mary, Quite Contrary

Pack Index

Part 1

3-4 – 3 Part Cards
5 - Which One Is Different
6 - What Comes Next?
7-8 - Prewriting Practice
9 – Pattern Cards
10 – Matching Cards
11-12 – 4 Piece Puzzles
13-16 – 10 Piece Puzzles (1-10, 11-20, 21-30, 31-40)
17 – Color by Size
18 – Color by Size Questions
19-20 – Words from poem
21 – Dot the Letter M
22 – Trace the Letter M
23 – Color as you read the Poem

Part 2

3 – Beginning Sound
4- Pocket Chart Cards
5-6 Trace Beginning Sound
7 – Trace the Word
8 – Write the Word
9-10 – Cutting Practice
11 – Size Sequencing
12-13 - Size Sorting
14-17 – Write a Sentence about the Word
18-21 – Trace & Color
22-24 – Roll & Count (1-5, 1-10)
25 – Roll & Count math questions

Part 3

3 – Color the Pattern
4 – Fill in the Missing Pattern
5 – Count & Cut 1-6
6 – Make Rhyming Words
7-14 – Tile Words
15 – Measure the Flowers

Tot Pack

3-8 - Solid Line Prewriting
9-14 - Dashed Line Prewriting
15 – Which One is Different
16 – 2 Piece Puzzles
17-19 – Color Mary's Dress
21 – Matching Cards
22 – 9 Piece Puzzle
23 – Matching Cards
24-25 – Roll & Count 1-5
26-27 – Shape Tracing
28-29 – Letter M Sorting
30 – Dot the Letter M
31 – Lacing Card



A Y M



S B L



O S C



M P D



Mary



silver bells



cockle shells



pretty maids



m m m m m m



s s s s s s



c c c c c c



p p p p p p



Mm Mm Mm



Ss Ss Ss Ss



Cc Cc Cc Cc



Pp Pp Pp Pp



Mary



silver bells



cockle shells



pretty maids

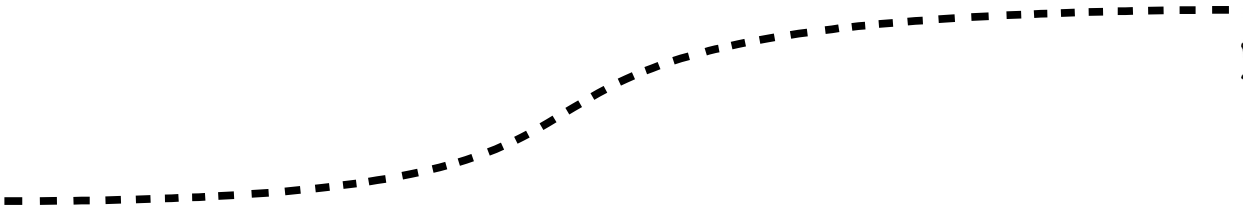











Cutting Practice






Cutting Practice



Size Sequencing



Size Sorting



Small

Medium

Large

Writing

Mary



Write a sentence about Mary.

Handwriting practice lines consisting of solid top and bottom lines with a dashed middle line. There are eight sets of these lines provided for writing.

Writing

silver bells



Write a sentence about silver bells.

Handwriting practice lines consisting of solid top and bottom lines with a dashed middle line. There are ten such sets of lines provided for writing.

Writing

cockle shells



Write a sentence about cockle shells.

Handwriting practice lines consisting of solid top and bottom lines with a dashed middle line. There are ten sets of these lines provided for writing.

Writing


pretty maids



Write a sentence about pretty maids.


Handwriting practice lines consisting of solid top and bottom lines with a dashed middle line. There are ten sets of these lines provided for writing.

MAM



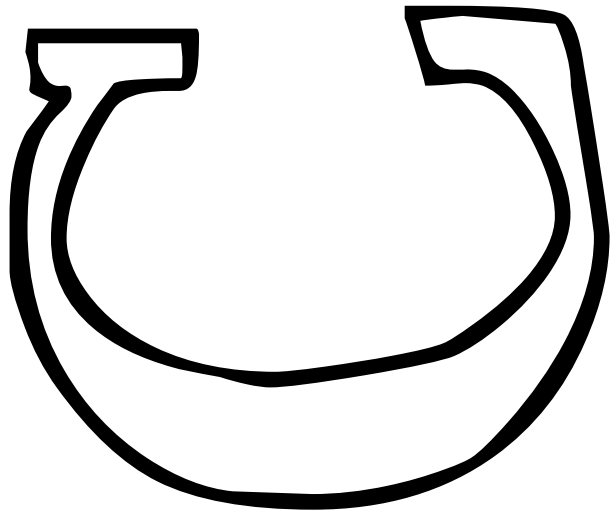


M is for
Mary.

S S

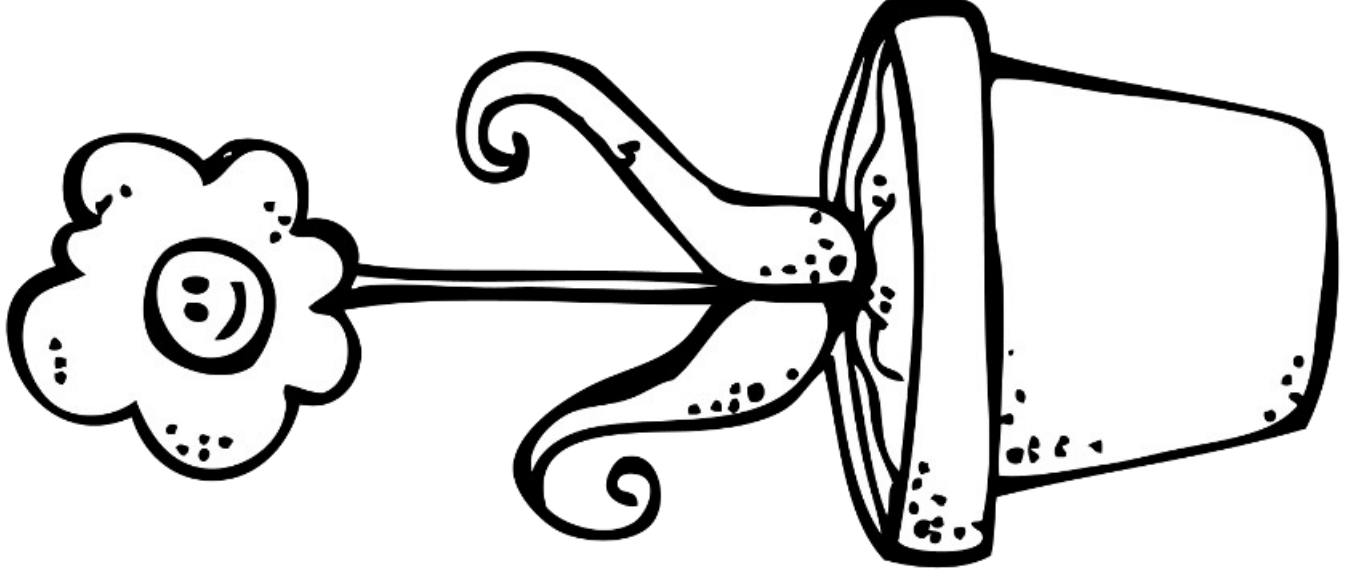


s is for
silver bells.




C is for
candy
candy
candy.

PI









P is for
pretty
maids.

Cut out and fold to make a dice.









Roll and Count

Mary, Mary Quite Contrary

5						
4						
3						
2						
1						
						

Roll and Count

Mary, Mary Quite Contrary

10						
9						
8						
7						
6						
5						
4						
3						
2						
1						
						

Roll and Count Questions



Answer the following questions with the information above.



___ > = < ___



___ > = < ___



___ > = < ___



___ > = < ___



___ + ___ =



___ + ___ =



___ + ___ =



___ + ___ =



___ + ___ =



___ + ___ =



___ + ___ =



___ + ___ =

