



Medieval Tot Pack

Thanks for stopping by and downloading my Medieval Pack. Be sure to download Part 1, 2, 3, 4, & 5.

If you would like to share this file please link directly to the web page or Blog and not to the pdf file.

This pack was made to be used with your toddler or preschooler. This is for your own personal use. Please don't sell or host these files anywhere.

Please read the [Terms of Use](#). If you have any questions please let me know.

Thanks! 3Dinosaurs.com

Graphics [Bitty Princess](#), [A Knights Tale](#), [Billy Deluxe Dragon](#)




From [Melonheadz Illustrating and Doodles](#)






Prewriting Practice



Prewriting Practice



Prewriting Practice




Prewriting Practice




Prewriting Practice




Cutting Practice





4nd2



Created by Cassie @ 3Dinosaurs.com



4nd2



4nd2

Created by Cassie @ 3Dinosaurs.com



© 2012



© 2012

Created by Cassie @ 3Dinosaurs.com



© 2012



© 2012


Created by Cassie @ 3Dinosaurs.com





Created by Cassie @ 3Dinosaurs.com




Created by Cassie @ 3Dinosaurs.com





Created by Cassie @ 3Dinosaurs.com



Created by Cassie @ 3Dinosaurs.com



Created by Cassie @ 3Dinosaurs.com



Created by Cassie @ 3Dinosaurs.com

Knights Shield



3Dinosaurs.com



The knights shield is pink.



The knights shield is red.



The knights shield is yellow.



The knights shield
is orange.



The knights shield
is purple.



The knights shield
is blue.



The knights shield
is black.



The knights shield
is brown.



The knights shield
is green.



The knights shield
is gray.



The knights shield
is white.

Dragon Colors



3Dinosaurs.com



This dragon is pink.



This dragon is red.



This dragon is yellow.



This dragon is orange.



This dragon is purple.



This dragon is blue.



This dragon is black.




This dragon is brown.



This dragon is green.



This dragon is gray.



This dragon is white.

Matching Cards


On the following pages print it out twice. You can cut up both and use as a matching cards. Or leave one as is and let child match the cards to the sheet.




9 Piece Puzzle


On the last page for younger children copy this page twice and use one as a template to help them finish the puzzle.

9 Piece Puzzle




For younger children copy this page twice and use one as a template to help them finish the puzzle.








9 Piece Puzzle



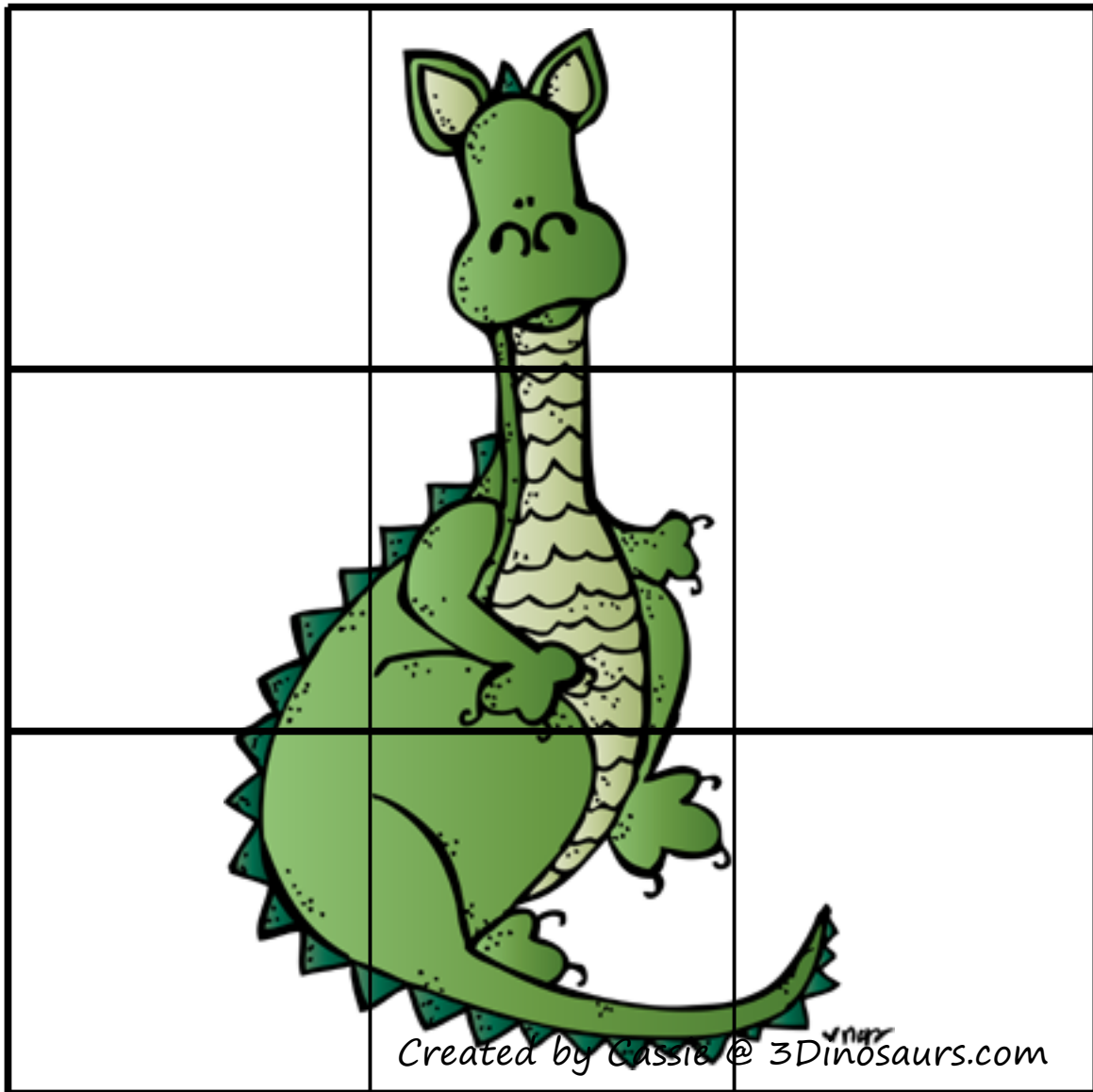
For younger children copy this page twice and use one as a template to help them finish the puzzle.

9 Piece Puzzle




For younger children copy this page twice and use one as a template to help them finish the puzzle.

9 Piece Puzzle




For younger children copy this page twice and use one as a template to help them finish the puzzle.

9 Piece Puzzle



For younger children copy this page twice and use one as a template to help them finish the puzzle.

9 Piece Puzzle



For younger children copy this page twice and use one as a template to help them finish the puzzle.

Medieval Matching



Medieval Matching



♥ ncz



♥ ncz



♥ ncz



♥ ncz



♥ ncz



♥ ncz




Medieval Matching



Medieval Matching



Medieval Matching



Medieval Matching




Medieval Matching



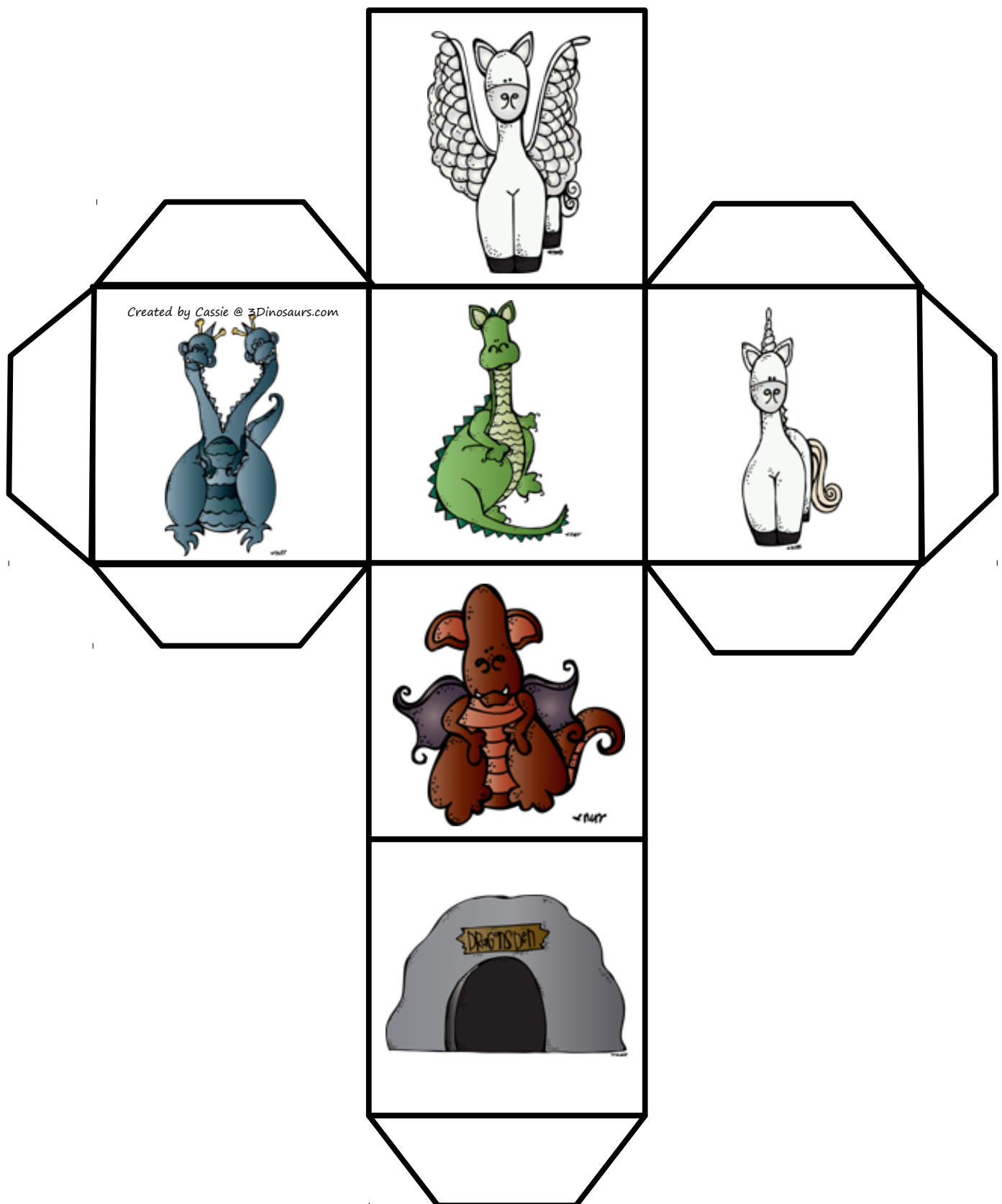
Medieval Matching




Medieval Matching



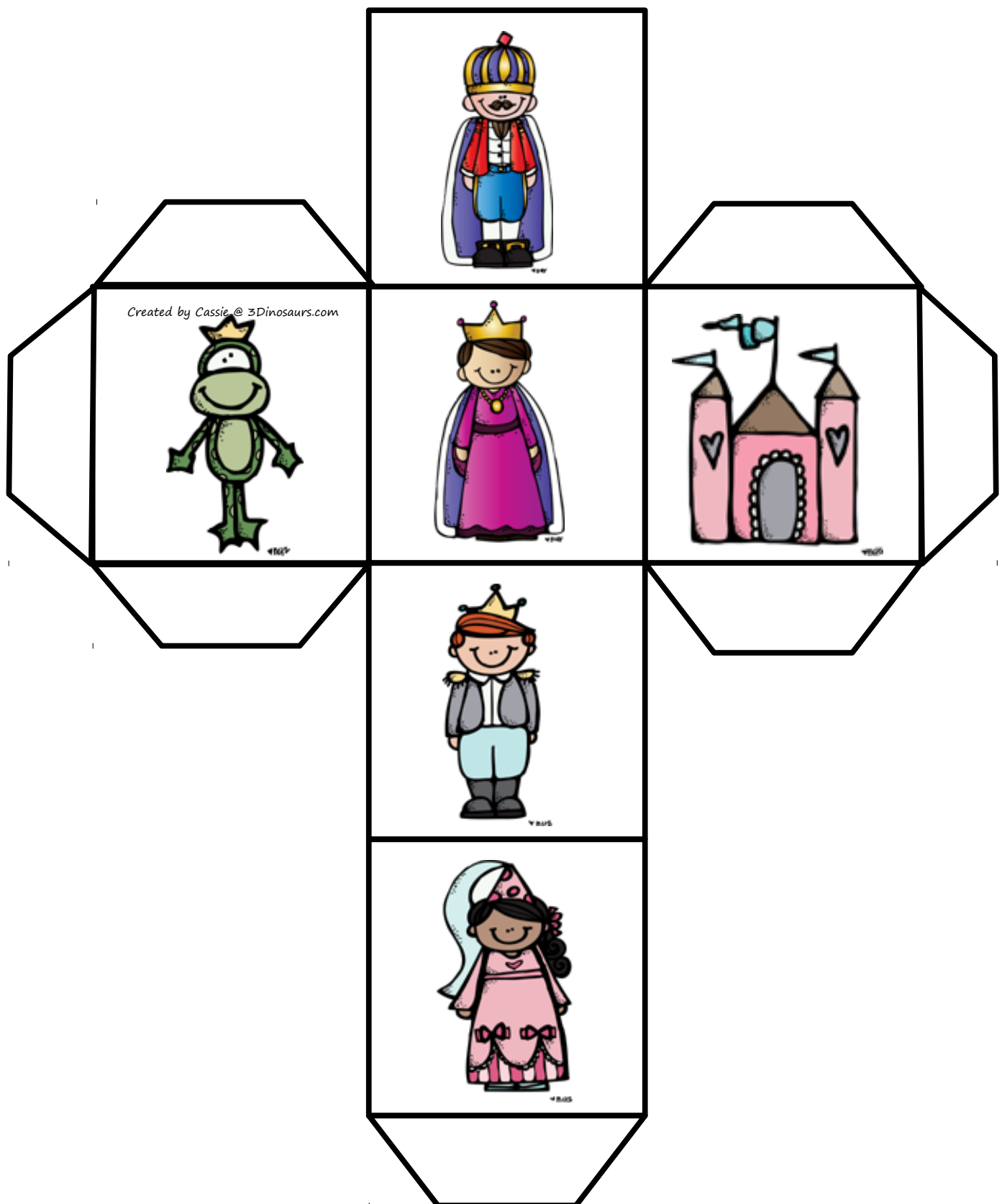
Cut out and fold to make a dice.









Roll and Count Medieval

5						
4						
3						
2						
1						
						


Cut out and fold to make a dice.









Roll and Count Medieval

5						
4						
3						
2						
1						
						

Cut out and fold to make a dice.



Roll and Count Medieval

5						
4						
3						
2						
1						
						

Shape Tracing



circle



square



triangle




rectangle



oval




diamond



pentagon



hexagon



heart

Shape Tracing



circle



square



triangle




rectangle



oval




diamond





pentagon



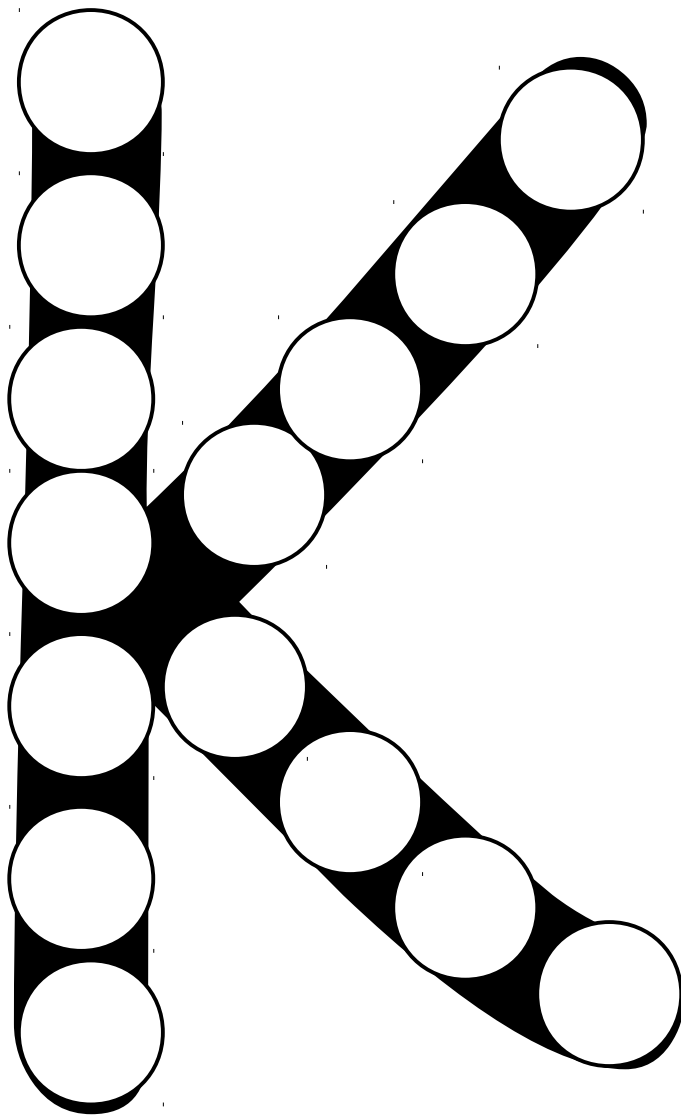
hexagon



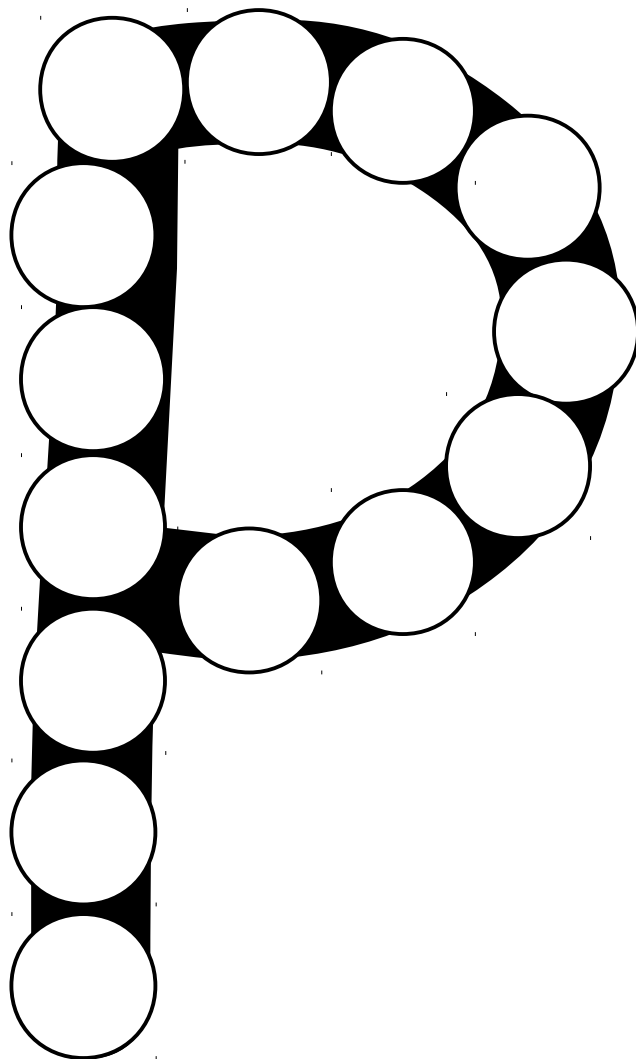
heart



dragon




king



♥nd2

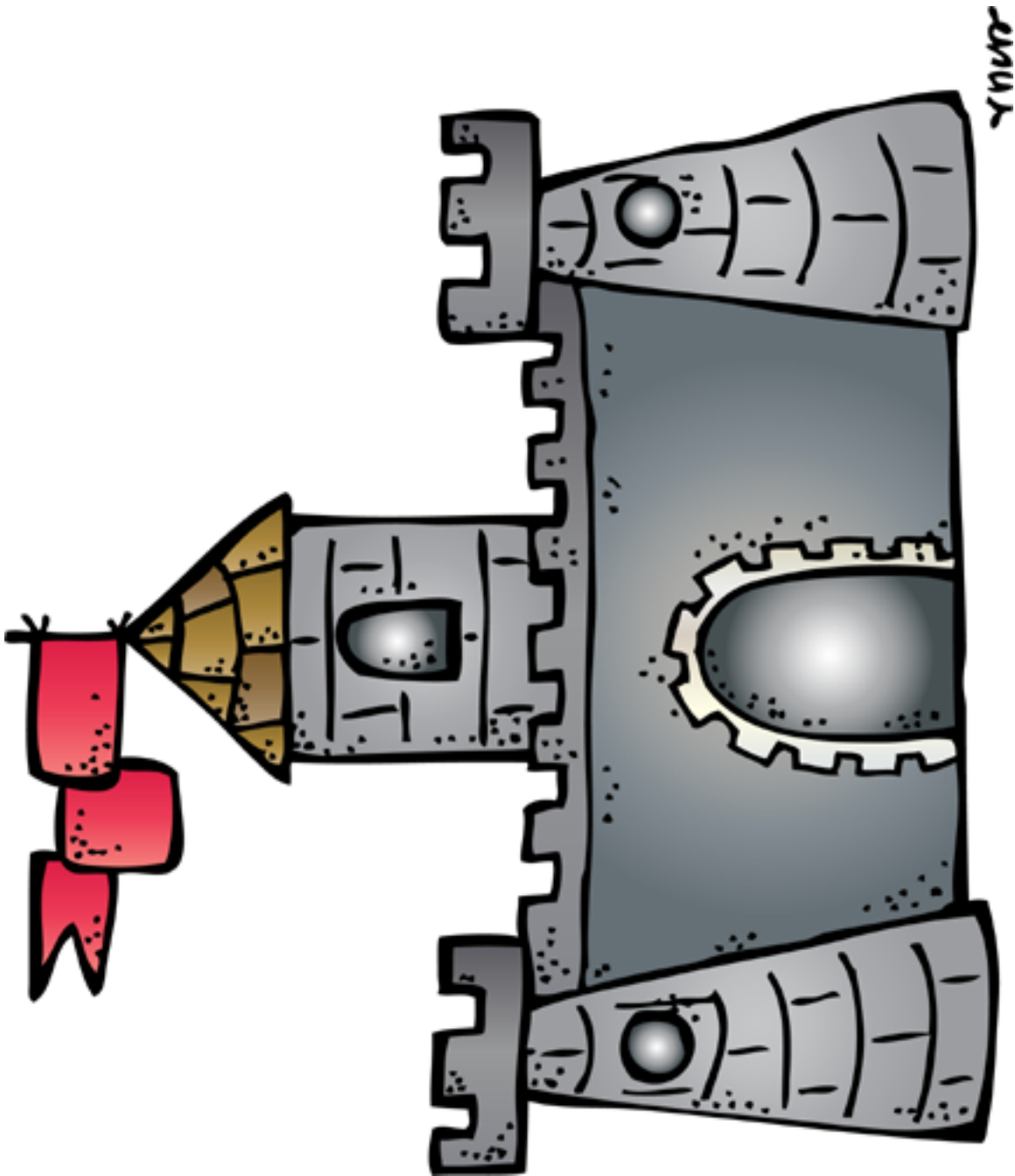
princess



queen


Lacing Cards

Print on card stock, laminate, cut out and punch holes on the following pictures to use as lacing cards



Lacing Cards

Print on card stock, laminate, cut out and punch holes on the following pictures to use as lacing cards




♥ h1



♥ h42

Lacing Cards

Print on card stock, laminate, cut out and punch holes on the following pictures to use as lacing cards



Created by Cassie @ 3Dinosaurs.com

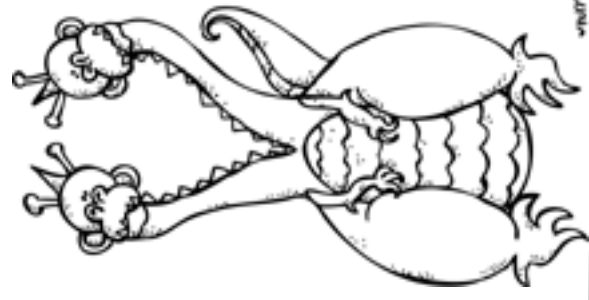
Lacing Cards

Print on card stock, laminate, cut out and punch holes on the following pictures to use as lacing cards

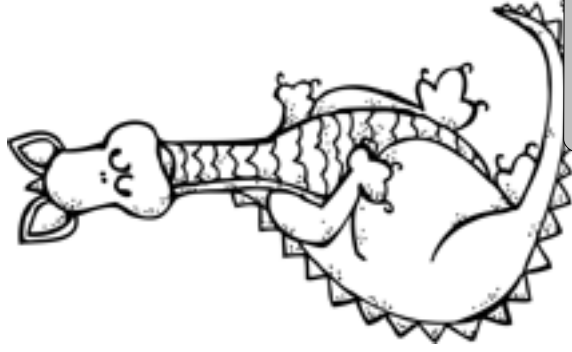


Created by Cassie @ 3Dinosaurs.com



Oo


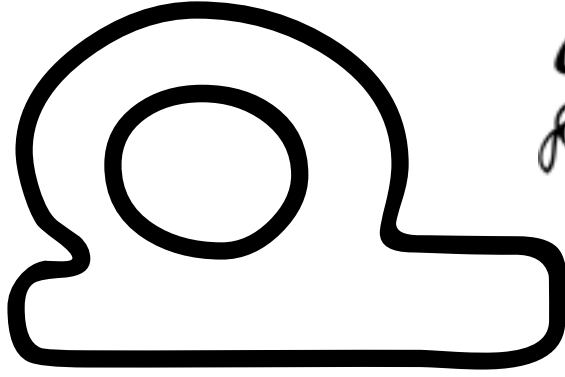



dragons

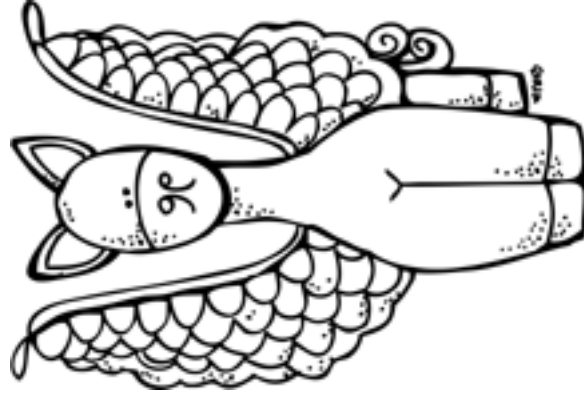


dragon






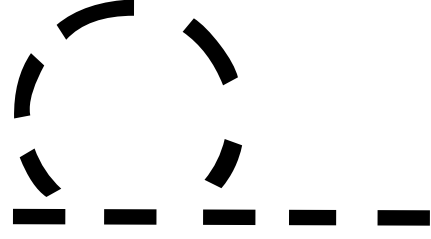
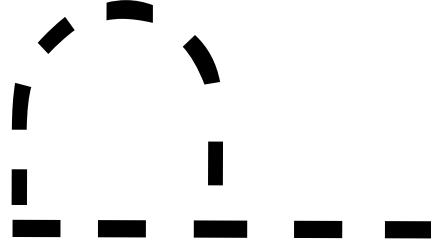
princess

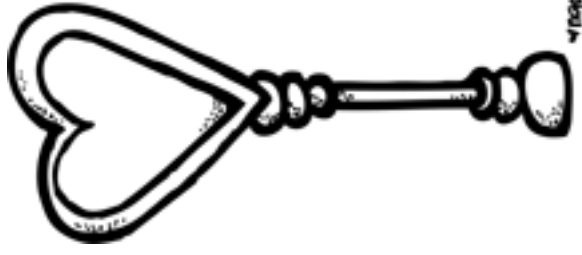



Pegasus





prince





scepter

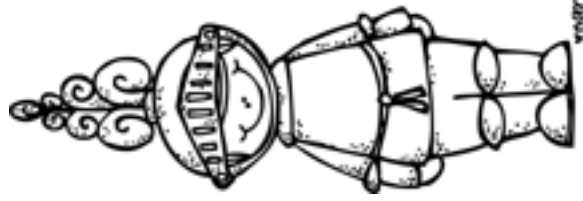


shield

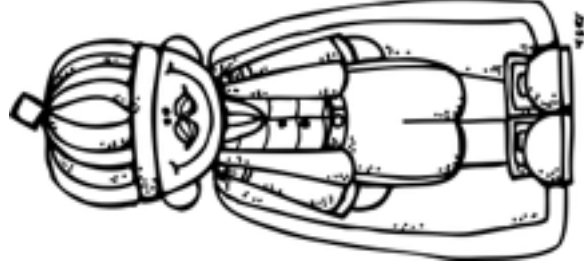


sword

nk



knight



king



knight

