



# Medieval Pack Part 1

Thanks for stopping by and downloading my Medieval Pack. Be sure to download Part 2, 3, 4, 5 & Tot Pack.

If you would like to share this file please link directly to the web page or Blog and not to the pdf file.

This pack was made to be used with your toddler or preschooler. This is for your own personal use. Please don't sell or host these files anywhere.

Please read the [Terms of Use](#). If you have any questions please let me know.

Thanks! 3Dinosaurs.com

Graphics [Bitty Princess](#), [A Knights Tale](#), [Billy Deluxe Dragon](#)

From [Melonheadz Illustrating and Doodles](#)



# Medieval Pack Index

## Part 1

3-8 – 3 part Cards  
9-12 - Which One Is Different  
13-16 - What Comes Next?  
17-19 - Prewriting Practice  
20-22 – Pattern Cards  
23-27 – Matching Cards  
28-32 – Shadow Matching  
33-42 – 4 Piece Puzzles  
43-50 – 10 Piece Puzzles  
51-56 – Number Clip Cards 1 to 20

## Part 2

3-5 – Beginning Sound Clip Cards  
6-7 - Size Sequencing Figures  
9 – 11 - Size Sorting  
12-17 – Pocket Card Cards  
18-29 – Trace Beginning Sounds  
30-35 – Trace the Word  
36-41 – write the Word  
42-45 – Cutting Practice  
46-47 – Sorting  
48-53 – Hands on Math (Counting, Addition, Subtraction and Greater Than/Less Than)

## Part 5

3-6 – Color the Pattern  
7-9 – Fill in the Missing Pattern  
10-14 – How Many Syllables  
15-16 – Comparing Objects with Words  
17-20 – Things to tell a story with

## Part 3

3-5 – Roll & Count Dragons (1-10, 1-5)  
7 – Roll & Count Questions Dragons  
7-9 – Roll & Count Prince & Princess (1-10, 1-5)  
10 – Roll & Count Questions Prince & Princess  
11-13 – Roll & Count Knights (1-10, 1-5)  
14 – Roll & Count Questions Knights  
15-22 – Knights, princess, and dragons Color by Size & Questions  
23-25- Word Matching & Tracing  
26-28 – Word Matching with Fill in the Letters  
29-31 – Shadow Matching Single Page  
32-34 – Picture Matching Single Page  
35-38 – Find the Same  
39-42- Shape Building Questions  
42-44 – Color by Shape

## Part 4

3-6 – Color Matching Dragons & Castles  
7-10 – Color Matching Dragons  
11-18 – Color & Trace Pages  
19-26 – Write a Sentence  
27-33 – Writing Prompts  
34-35 – Matching the Correct Blend Sounds  
36- Under Line the Blends & Digraphs  
37 – Write in the Digraphs & Blends  
38-41 – Color by Number & Word  
42-45 Label the Pictures  
46-51 – Easy Reader Who Do you See

## Tot Pack

3-7 - Solid Line Prewriting  
8 Cutting Pracice  
9-13 – 2 Piece Puzzles  
14-16 – Color the Knights Shield Book  
17-19 – Color the Dragon Book  
21-23 – Matching Cards  
24-28 – 9 Piece Puzzles  
29-37 – Single Page matching  
38-43 - Roll & Count (1=5)  
44-45 – Shape Tracing  
46-49 – Dot the Letter (D, K, P, Q)  
50 - -53 – lacing Cards  
54-57 – Beginning Sounds Coloring Pages



**king**



**queen**



**prince**



**princess**



**diamond**




**crown**



**frog prince**



**tea set**



**scepter**



**king**



**queen**



**prince**



**princess**



**diamond**




**crown**



**frog prince**



**tea set**



**scepter**



**glass slippers**



**castle**



**girl knight**



**boy knight**



**helmet**



**jousting lance**



**shield**



**horse**



**sword**





**glass slippers**



**castle**



**girl knight**



**boy knight**



**helmet**



**jousting lance**




**shield**



**horse**



**sword**



**flag**



**armor**



**cave**



**fire**



**dragon**



**flying dragon**




**two head  
dragon**



**Pegasus**



**unicorn**



**flag**



**armor**



**cave**



**fire**



**dragon**



**flying dragon**



**two head  
dragon**



**Pegasus**



**unicorn**



# Which One is Different?



# Which One is Different?








# Which One is Different?



# Which One is Different?










# What comes Next?





















# What comes Next?




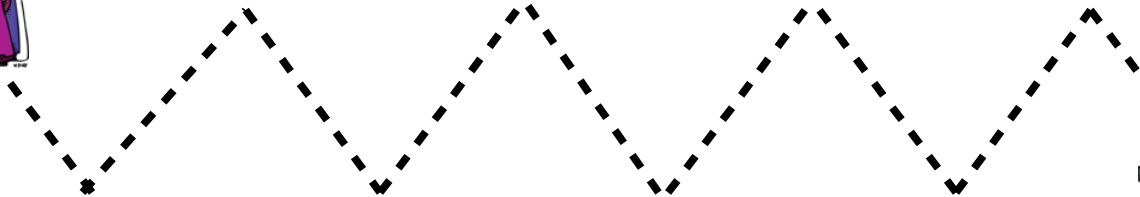
# What comes Next?



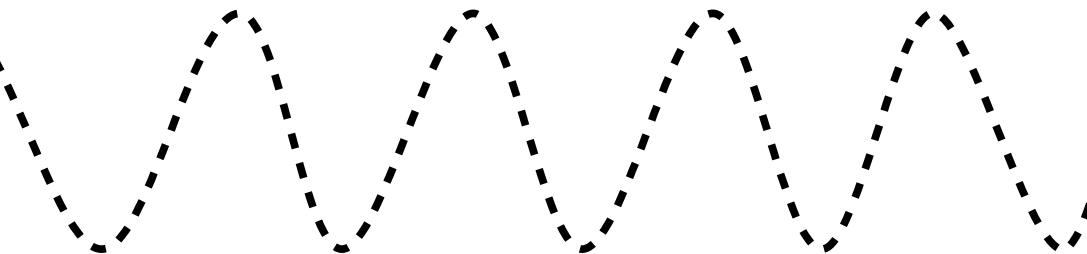

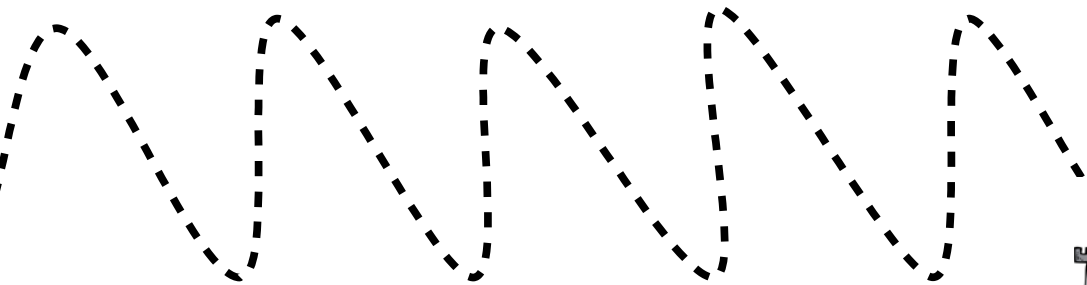

# What comes Next?



# Prewriting Practice

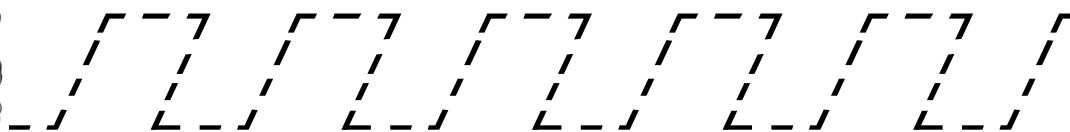



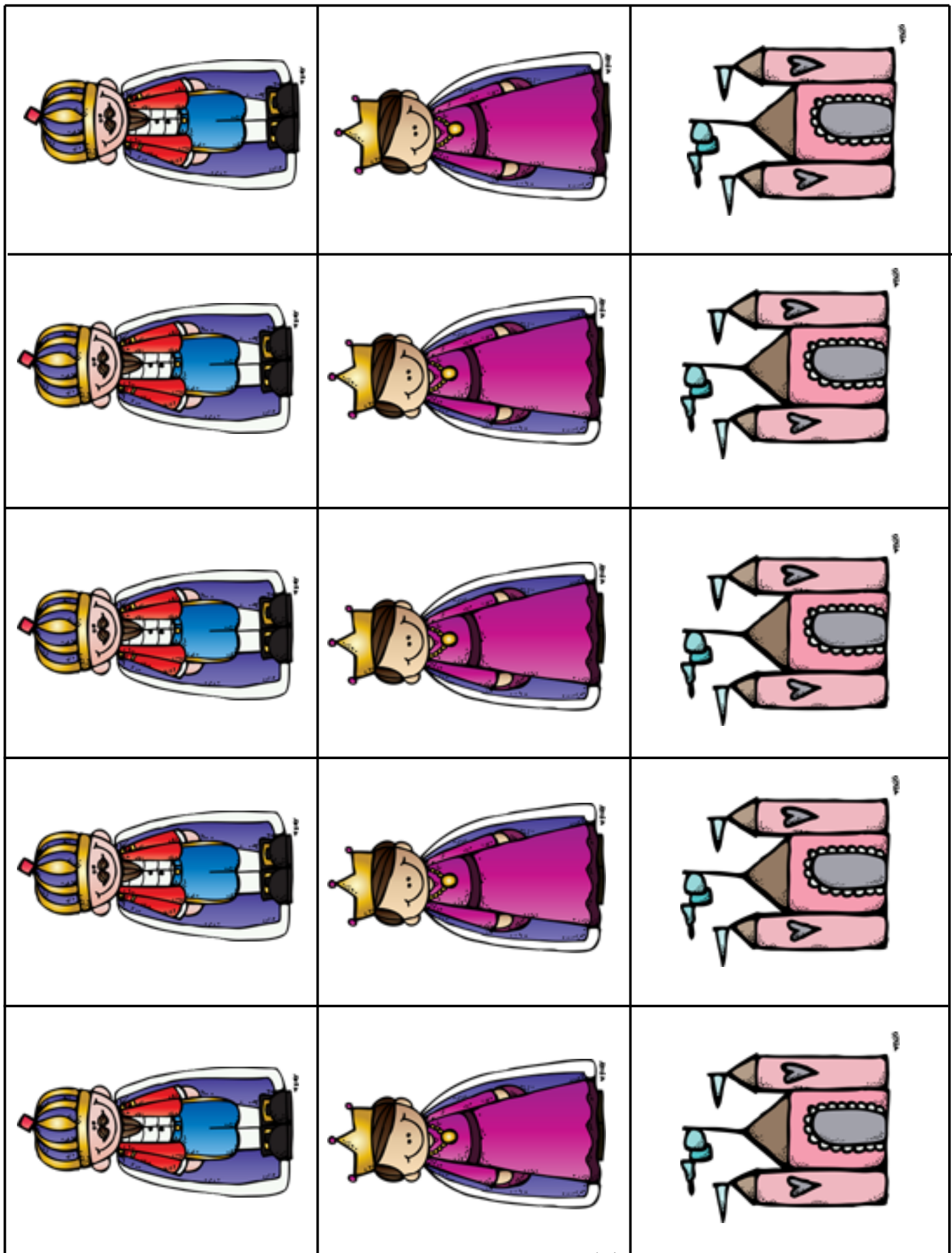
# Prewriting Practice




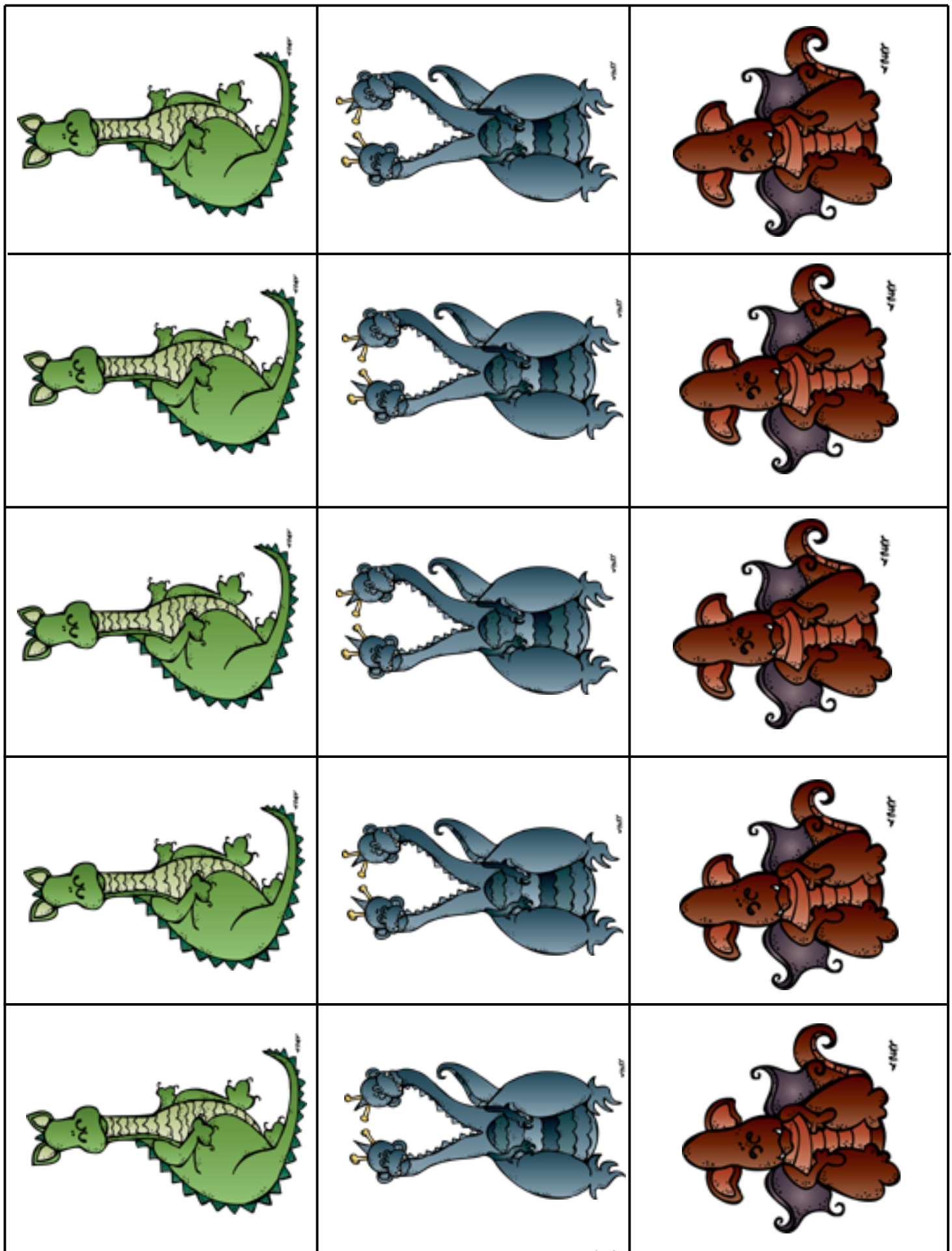


# Prewriting Practice

































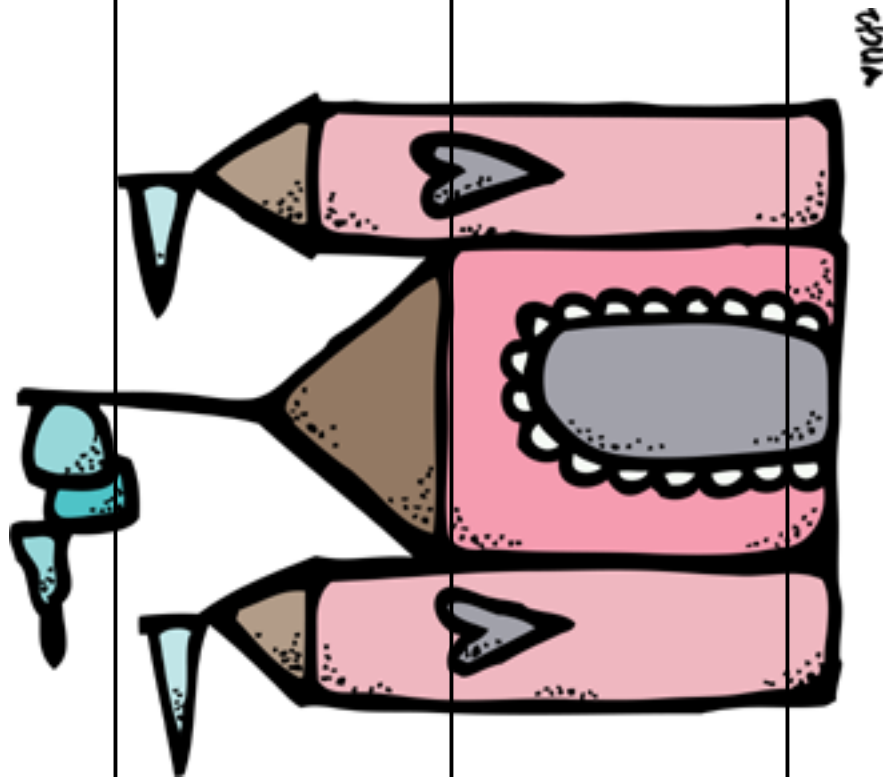













Created by Cassie @ 3Dinosaurs.com




Created by Cassie @ 3Dinosaurs.com






Created by Cassie @ 3Dinosaurs.com




Created by Cassie @ 3Dinosaurs.com




vnq2

Created by Cassie @ 3Dinosaurs.com

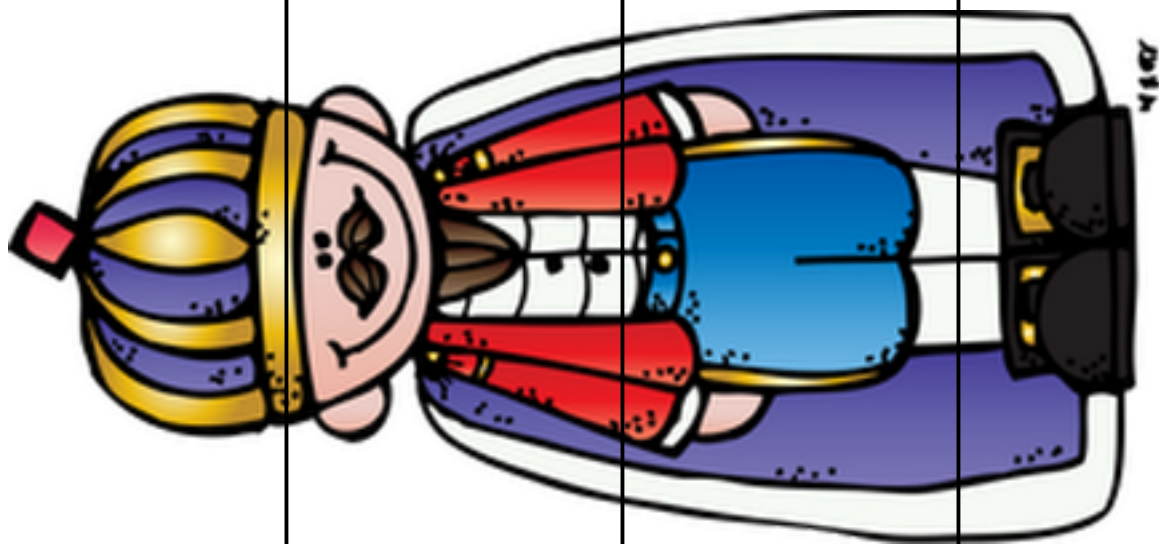


vnq2


Created by Cassie @ 3Dinosaurs.com




Created by Cassie @ 3Dinosaurs.com




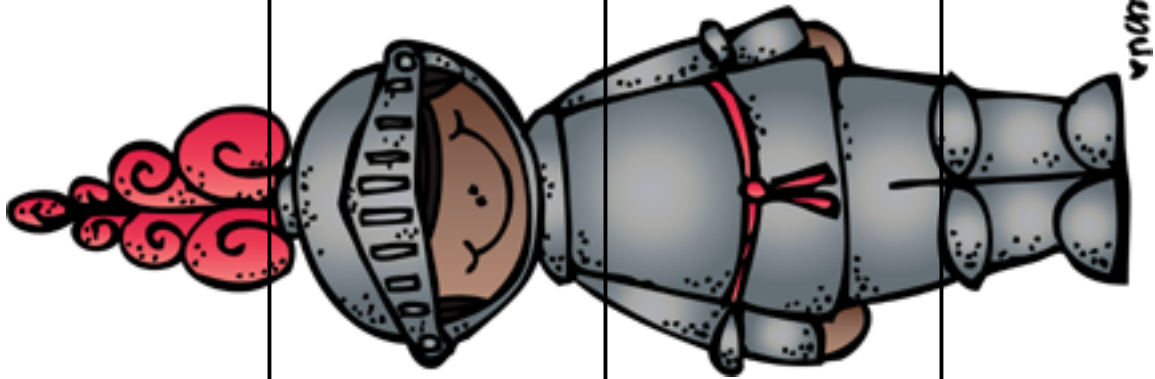
Created by Cassie @ 3Dinosaurs.com



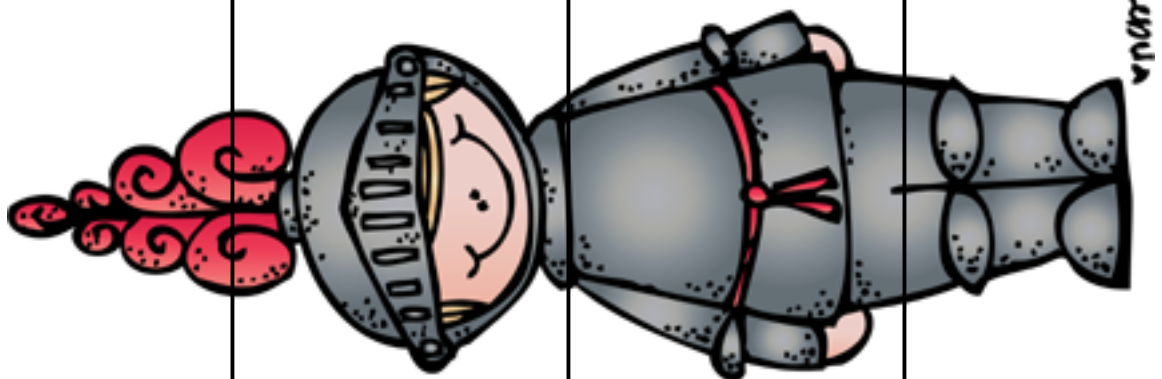

Created by Cassie @ 3Dinosaurs.com



Created by Cassie @ 3Dinosaurs.com




Created by Cassie @ 3Dinosaurs.com




Created by Cassie @ 3Dinosaurs.com






4/20/14

Created by Cassie @ 3Dinosaurs.com

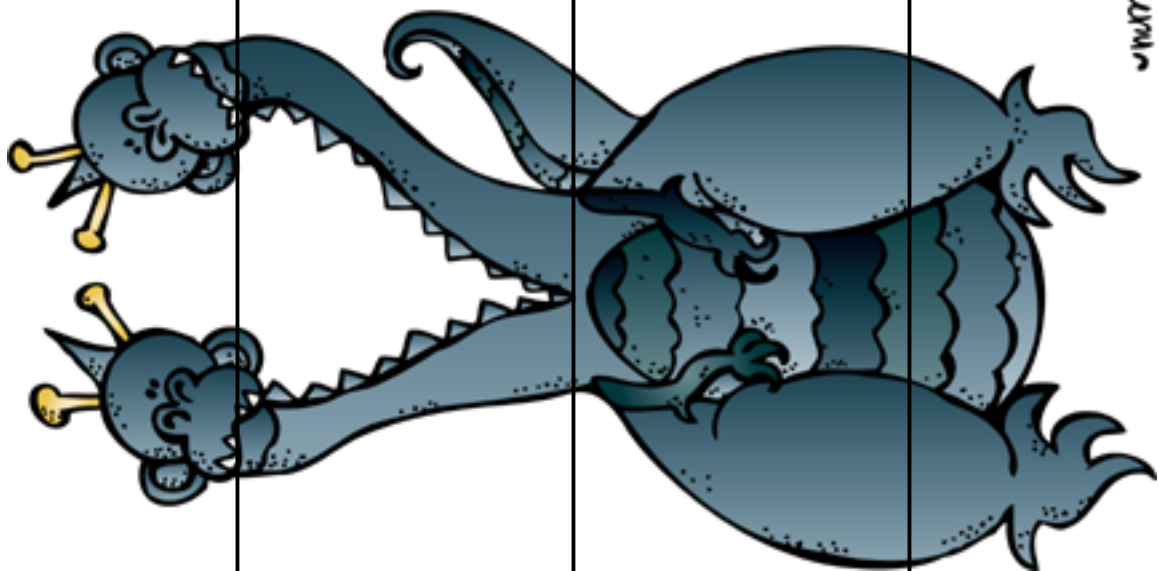


4/20/14


Created by Cassie @ 3Dinosaurs.com



Created by Cassie @ 3Dinosaurs.com



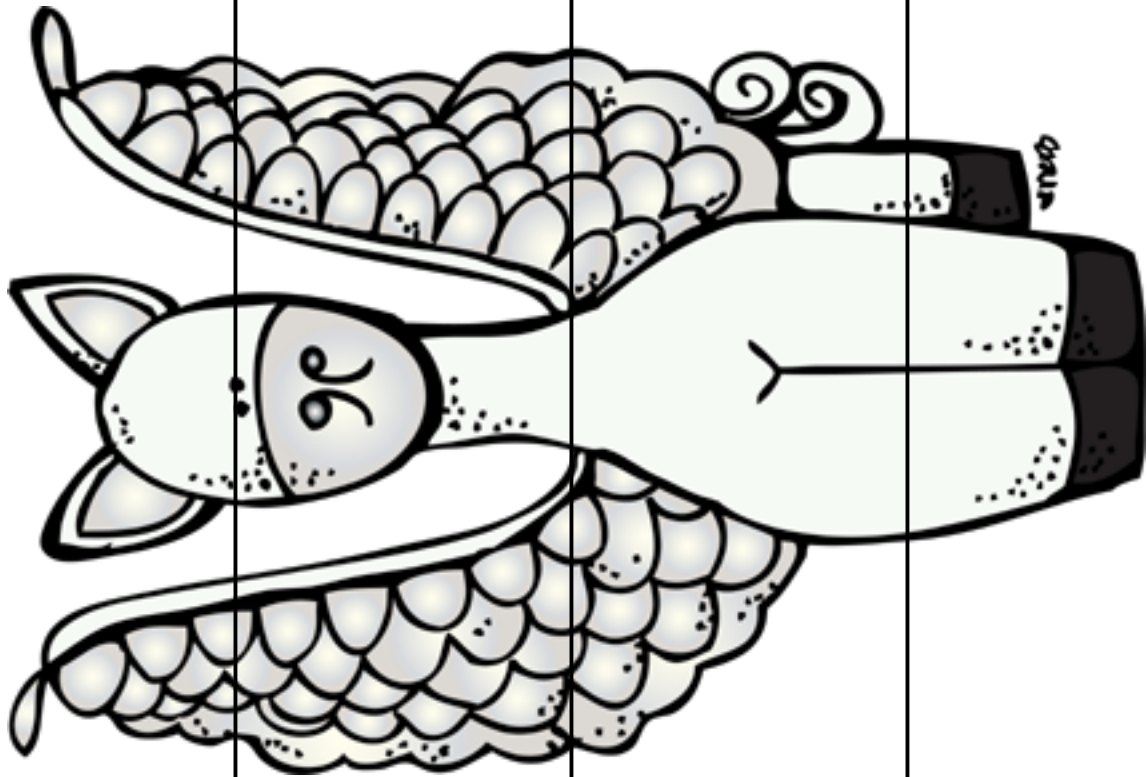
Created by Cassie @ 3Dinosaurs.com



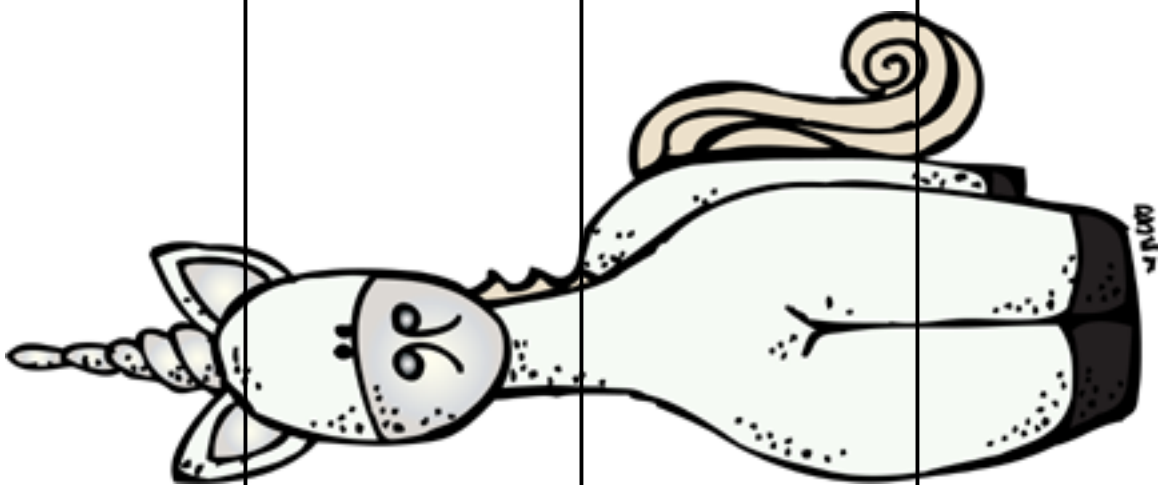
Created by Cassie @ 3Dinosaurs.com



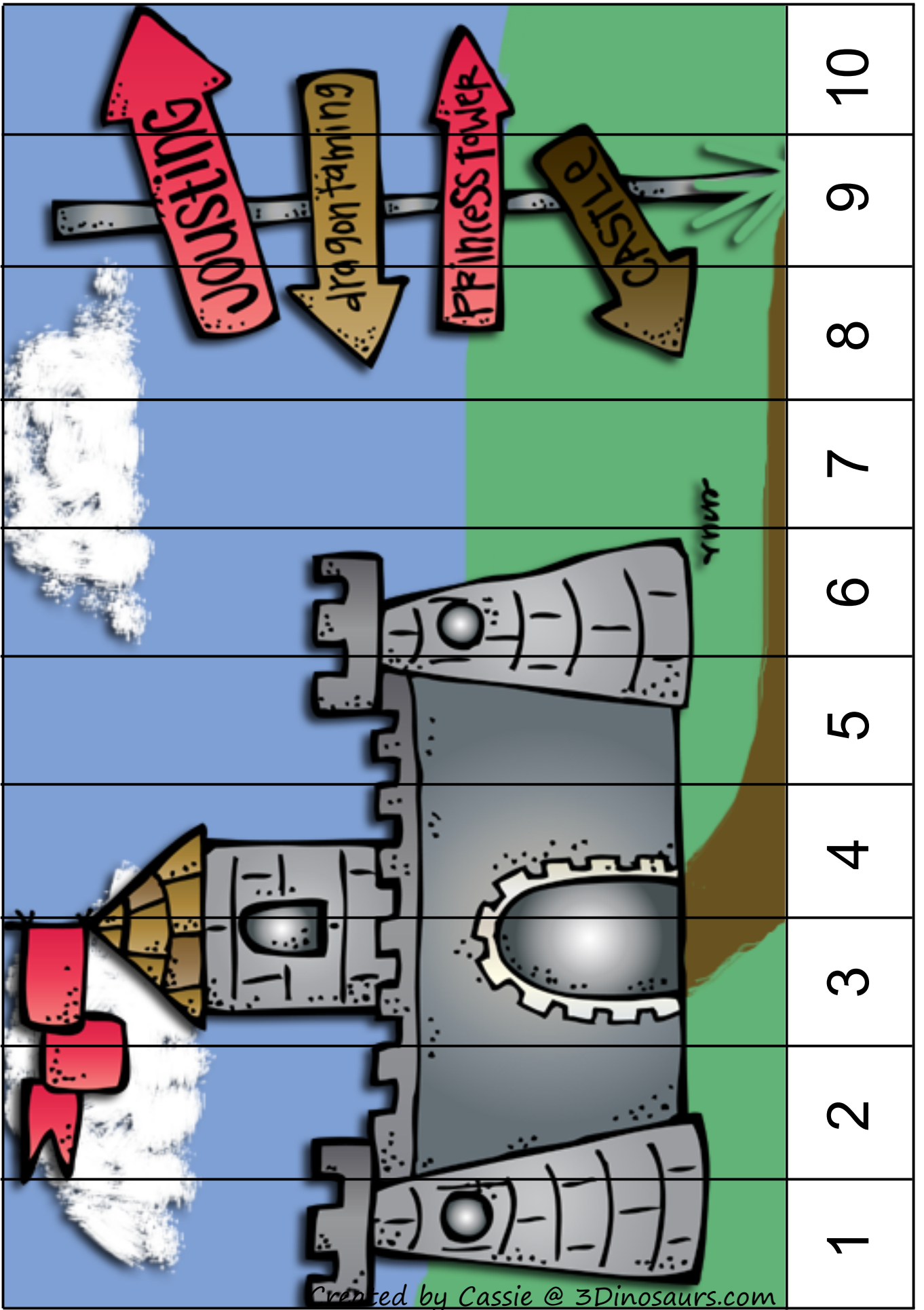
Created by Cassie @ 3Dinosaurs.com




Created by Cassie @ 3Dinosaurs.com




Created by Cassie @ 3Dinosaurs.com










Created by Cassie @ 3Dinosaurs.com








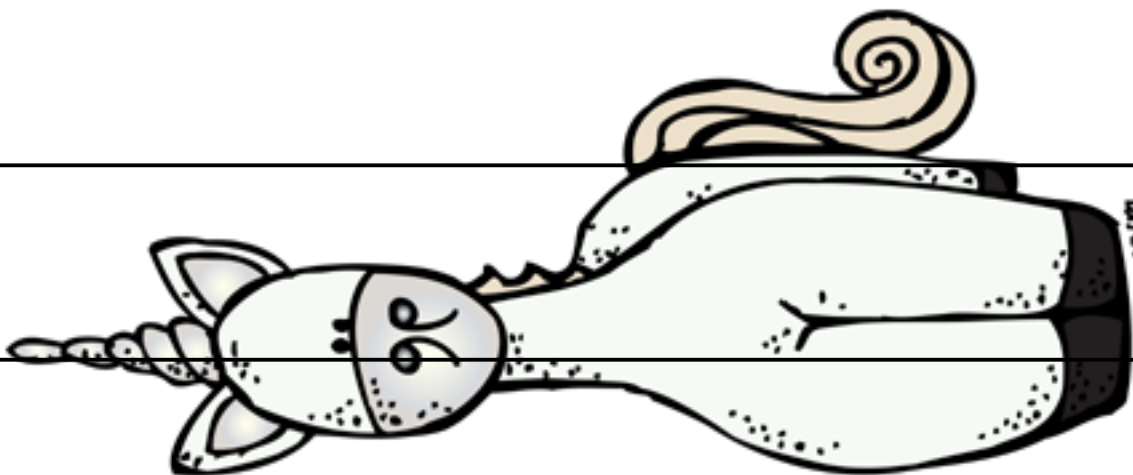
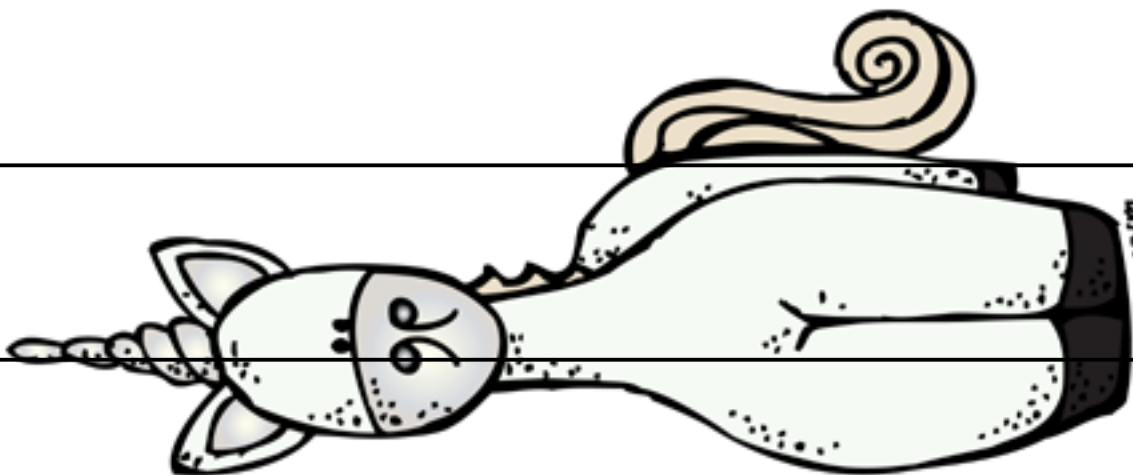
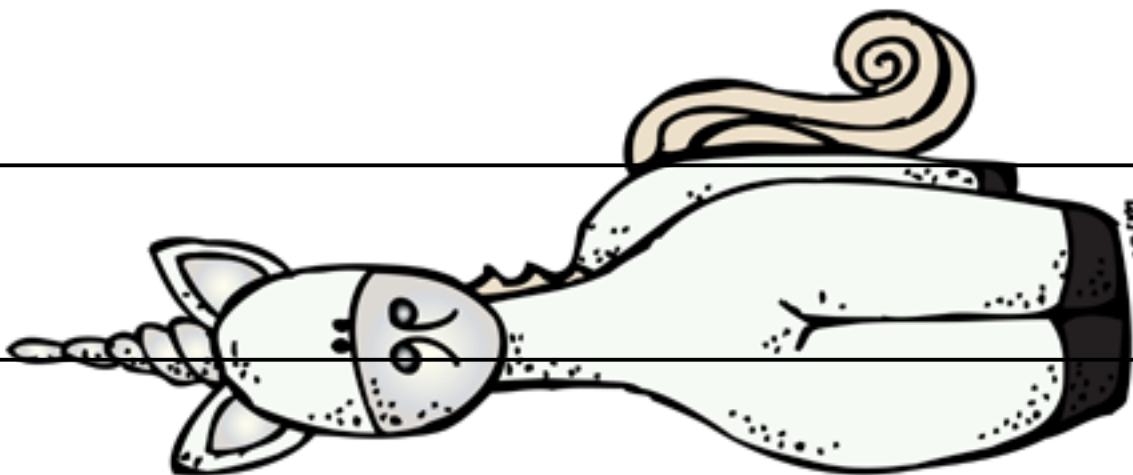







	11
	12
	13
	14
	15
	16
	17
	18
	19
	20
Created by Cassie @ 3Dinosaurs.com	

	11
	12
	13
	14
	15
	16
	17
	18
	19
	20
Created by Cassie @ 3Dinosaurs.com	






	31
	32
	33
	34
	35
	36
	37
	38
	39
	40

	41
	42
	43
	44
	45
	46
	47
	48
	49
	50

## Count and Clip cards



Print, laminate and use clothes pins or dry erase markers to mark the correct answer.



0

2

1



1

3


2



2

3

4



5

4

3



5

4

3



5

6

7



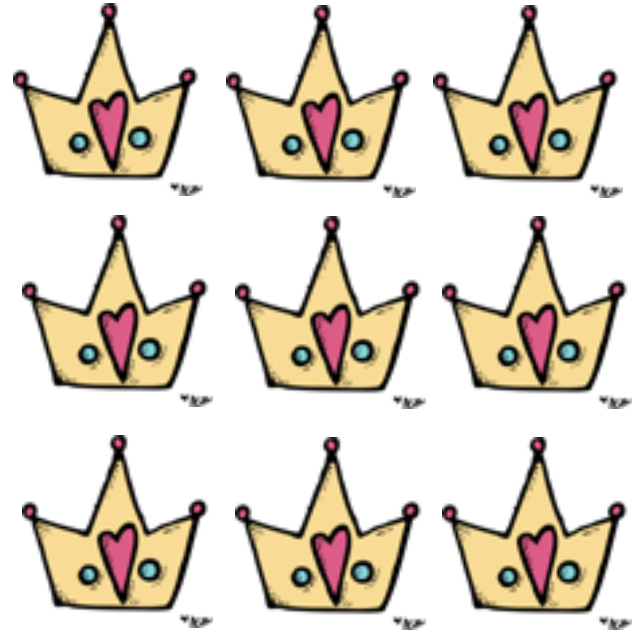
7

6

8




8	9	7
---	---	---



10	8	9
----	---	---



11	9	10
----	---	----



12	11	10
----	----	----





13	12	11
----	----	----



14	12	13
----	----	----



14	15	13
----	----	----



16	15	14
----	----	----



16	17	15
----	----	----



18	17	16
----	----	----



17	19	18
----	----	----



18	19	20
----	----	----



18

20

19

0

2

1

Created by Cassie @ 3Dinosaurs.com