



Pack Part 1

Thanks for stopping by and downloading my Monster Pack. Be sure to download Part 2, 3 & Tot Pack.

These printables are provided *FREE* of charge. Please do share my printables. But please remember that all of my printables are for personal use. You cannot claim these printables or sell them as your own. All the printables and pictures are the property of 3 Dinosaurs.

Please DO

- Download the files to your computers and print them off for personal use.
- Direct people to the blog or site when sharing with others.
- Give proper credit back to 3 Dinosaurs when blogging about our files.

You May Not

- Link directly to the pdf file.
- Alter my files in any way.
- Store them on your website in any format.
- Seek to use these to drive traffic to your site or sell them in any way.
- Print off and sell them to others.

Please remember this is about being Honest.

I reserve the right to change this policy at any time.

By downloading this you agree to the [Terms of Use](#). If you have any questions please let me know.


Thanks! 3Dinosaurs.com

Graphics from: [Melonheadz Illustrating and Doodles](#)





Monster Pack Update Index



Part 1

3-4 – 3 Part Cards
5 - Which One is Different
6 - What Comes Next?
7-8 - Prewriting Practice
9 – Pattern Cards
10-11 - -Matching Cards
12-16 – 4 Part Puzzles
17-20 – 10 Part Puzzles
21-26 – 0 to 20 Clip & Count

Part 2

3 – Begging Sounds
4-5 – Wall Cards
6-9 – Write Begging Sounds
10-11 – Trace Words
12-13 – Write Words
14-16 – Size Sorting
17 – Color & Trace
18 – Cutting Practice
19 – Monster Color by Size
20-25 – Hands on Math (Addition, Subtraction, Greater Than/Less Than & Counting)
26 – Dot the M
27-29 – Fill in the Missing Numbers
30-31 – ABC Writing
32-33 – Math Matching
34 – Monster Color by Number
35-38 – Roll & Count
39 – Roll & Count Questions

Part 3

3 – Color the Pattern
4 – Fill in the Pattern
5-6 – Help the Monsters sort their Word Family
7-8 – Help the Monsters sort their Blends
9 – Make your own Monster Card

Tot Pack


3-8 - Solid Line Prewriting
9-11 - 2 Part Monster Puzzles
12-14 – Color the Monster
16-17 – Matching Cards
18-19 – 9 Piece Puzzles
20 – 22 - Monster Matching
23 – 24 Roll & Count
25-26 – Shape Tracing
27-28 – M Sorting
29 – Dot the M
30 – Lacing Card
31 – M Coloring Page

Part 4


3 – Monster Shape Matching
4- Monster Blend Matching
5-6 – Monster CVC Matching
7 – Monster Number Matching
8 – Monster Sorting
9-10 – Find the Monster Shadow
11 – Color the Monster by Directions
12 – Count & Color
13-14 – Addition Pages
15-16 – Subtraction Pages
17 – Label the Begging Sound
18-19 – Count & Graph Monsters
20-21 Addition & Subtraction Monsters
22 – Label the Monster
23 – Monster Writing
24 – Monster Statement Writing
25 – Trace the Letter M
26-27 – Fill in the Missing Numbers

Part 5

3-7 – Writing Monster “at”, “og”, “ng”, “st”,
8 – Follow the Path & Questions
9-11 - Monster Addition & Subtraction Sorting
12 – Fill in the Missing Numbers
13 – Solve & Graph
14-15 – Monster Count Their Money
16 – Color The Correct Answer
17 – Monster Roll & Cover




eyes



horn



tail



antenna




teeth



eye




feet




hands



monsters



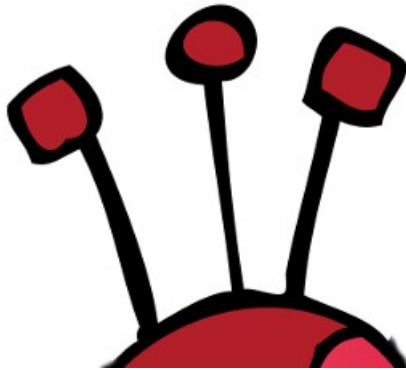
eyes



horn



tail



antenna




teeth



eye



feet




hands











monsters




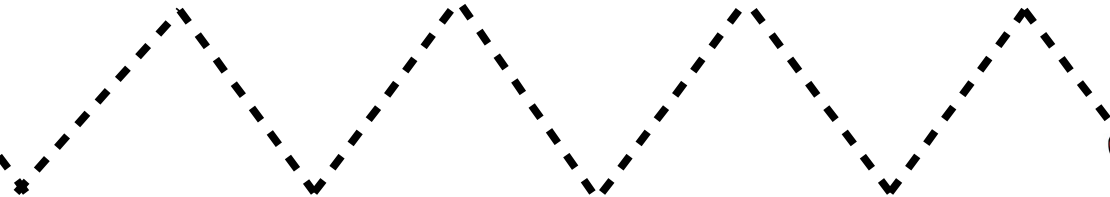

Which One is Different?



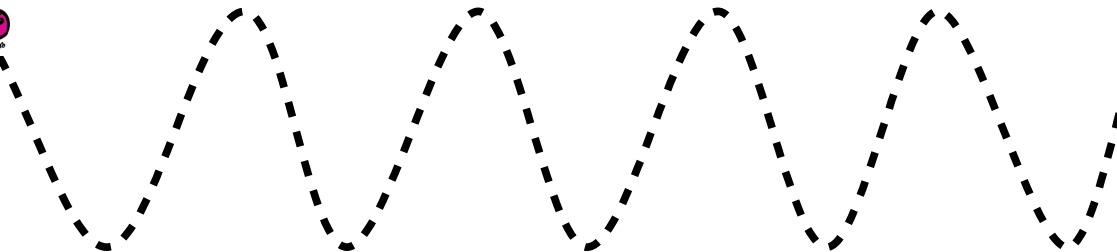
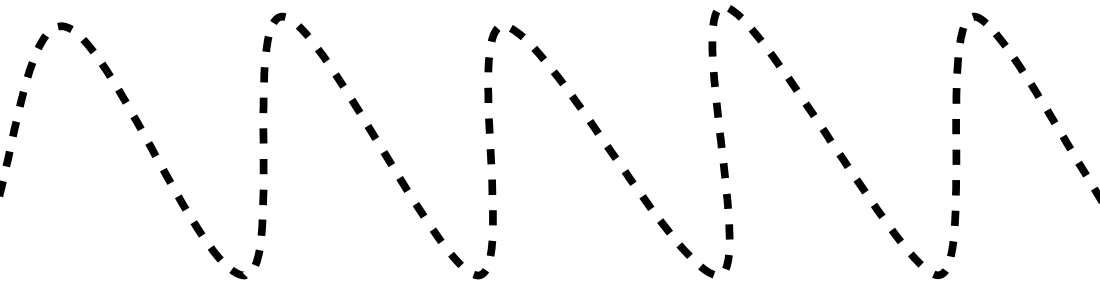
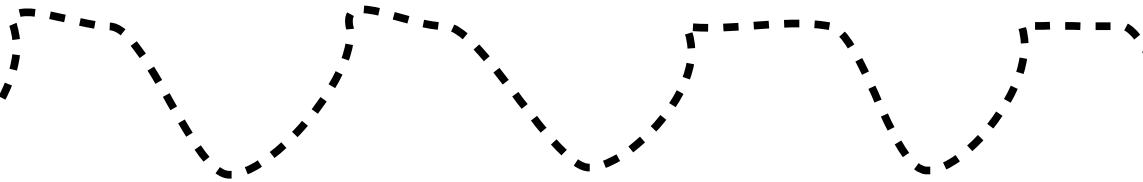

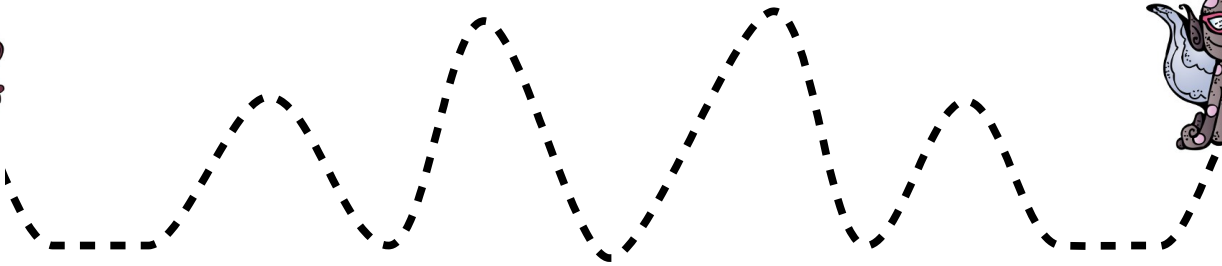

What comes Next?








Prewriting Practice







Prewriting Practice














Created by Cassie @ 3Dinosaurs.com




Created by Cassie @ 3Dinosaurs.com




Created by Cassie @ 3Dinosaurs.com




Created by Cassie @ 3Dinosaurs.com




Created by Cassie @ 3Dinosaurs.com




Created by Cassie @ 3Dinosaurs.com



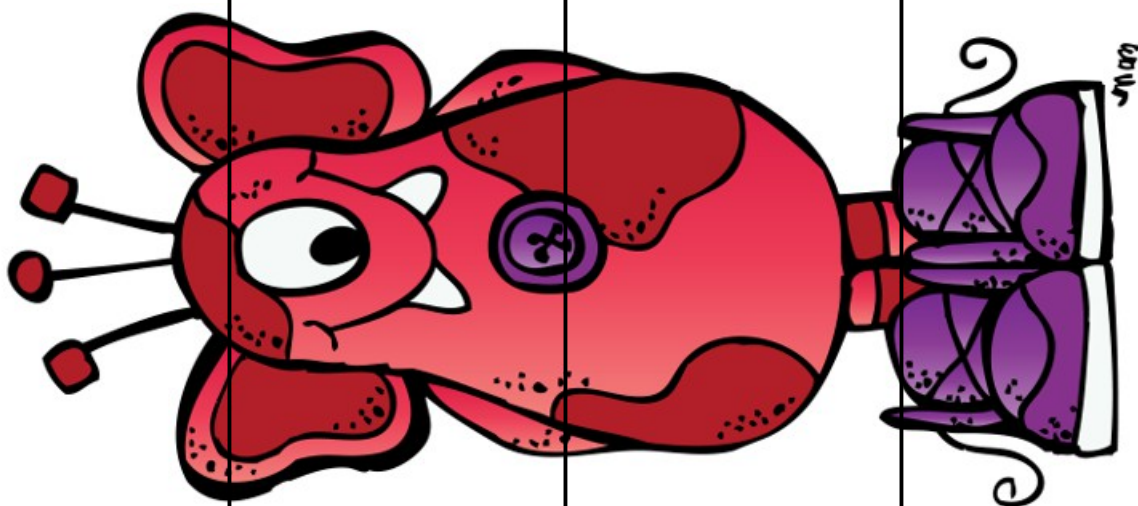
Created by Cassie @ 3Dinosaurs.com




Created by Cassie @ 3Dinosaurs.com
















Created by Cassie @ 3Dinosaurs.com

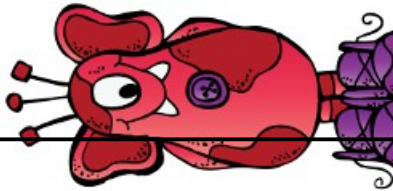


Created by Cassie @ 3Dinosaurs.com



	11
	12
	13
	14
	15
	16
	17
	18
	19
	20

	10
	20
	30
	40
	50
	60
	70
	80
	90
	100
Created by Cassie @ 3Dinosaurs.com	




A vertical stack of stylized, colorful letters spelling 'SUNSHINE' in a playful, bubbly font. The letters are decorated with various patterns like polka dots, stripes, and a cartoon face on the 'S'. The background is white with horizontal lines.

20

Count and Clip cards




Print, laminate and use clothes pins or dry erase markers to mark the correct answer.



1

3


2



2

1

3



2

3

4



3

5







4



6

7

5



7

6


8



8

7

9



9

7


8



8

10


9



9

11

10




12

11


10




13	11	12
----	----	----




12	14	13
----	----	----



14	13	15
----	----	----



14	15	13
----	----	----



16	14	15
----	----	----



16	17	15
----	----	----



17	19	18
----	----	----



19	18	20
----	----	----



20	19	18
----	----	----

0	1	2
---	---	---

Created by Cassie @ 3Dinosaurs.com