



Pack Part 4

Thanks for stopping by and downloading my Monster Pack. Be sure to download Part 1, 2, 3, 5 & Tot Pack 1.

These printables are provided *FREE* of charge. Please do share my printables. But please remember that all of my printables are for personal use. You cannot claim these printables or sell them as your own. All the printables and pictures are the property of 3 Dinosaurs.

Please DO

- Download the files to your computers and print them off for personal use.
- Direct people to the blog or site when sharing with others.
- Give proper credit back to 3 Dinosaurs when blogging about our files.

You May Not

- Link directly to the pdf file.
- Alter my files in any way.
- Store them on your website in any format.
- Seek to use these to drive traffic to your site or sell them in any way.
- Print off and sell them to others.

Please remember this is about being Honest.

I reserve the right to change this policy at any time.

Please read the [Terms of Use](#). If you have any questions please let me know.




Thanks! 3Dinosaurs.com

Graphics: Purchased from Melonheadz Illustrations





Monster Pack Update Index



Part 1

3-4 – 3 Part Cards
5 - Which One is Different
6 - What Comes Next?
7-8 - Prewriting Practice
9 – Pattern Cards
10-11 - -Matching Cards
12-16 – 4 Part Puzzles
17-20 – 10 Part Puzzles
21-26 – 0 to 20 Clip & Count

Part 2

3 – Begging Sounds
4-5 – Wall Cards
6-9 – Write Begging Sounds
10-11 – Trace Words
12-13 – Write Words
14-16 – Size Sorting
17 – Color & Trace
18 – Cutting Practice
19 – Monster Color by Size
20-25 – Hands on Math (Addition, Subtraction, Greater Than/Less Than & Counting)
26 – Dot the M
27-29 – Fill in the Missing Numbers
30-31 – ABC Writing
32-33 – Math Matching
34 – Monster Color by Number
35-38 – Roll & Count
39 – Roll & Count Questions

Part 3

3 – Color the Pattern
4 – Fill in the Pattern
5-6 – Help the Monsters sort their Word Family
7-8 – Help the Monsters sort their Blends
9 – Make your own Monster Card

Tot Pack

3-8 - Solid Line Prewriting
9-11 - 2 Part Monster Puzzles
12-14 – Color the Monster
16-17 – Matching Cards
18-19 – 9 Piece Puzzles
20 – 22 - Monster Matching
23 – 24 Roll & Count
25-26 – Shape Tracing
27-28 – M Sorting
29 – Dot the M
30 – Lacing Card
31 – M Coloring Page


Part 4

3 – Monster Shape Matching
4- Monster Blend Matching
5-6 – Monster CVC Matching
7 – Monster Number Matching
8 – Monster Sorting
9-10 – Find the Monster Shadow
11 – Color the Monster by Directions
12 – Count & Color
13-14 – Addition Pages
15-16 – Subtraction Pages
17 – Label the Begging Sound
18-19 – Count & Graph Monsters
20-21 Addition & Subtraction Monsters
22 – Label the Monster
23 – Monster Writing
24 – Monster Statement Writing
25 – Trace the Letter M
26-27 – Fill in the Missing Numbers


Part 5

3-7 – Writing Monster “at”, “og”, “ng”, “st”,
8 – Follow the Path & Questions
9-11 - Monster Addition & Subtraction Sorting
12 – Fill in the Missing Numbers
13 – Solve & Graph
14-15 – Monster Count Their Money
16 – Color The Correct Answer
17 – Monster Roll & Cover


Monster Shape Matching




circle




triangle



rectangle



oval




square

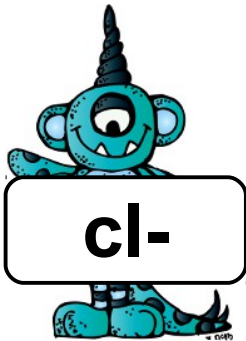
Monster Blend Matching



thin




star



what



cloud




bring


Monster CVC Word Matching



fin



bug



bat




fan



bus

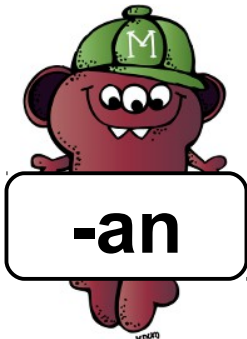
Monster CVC Word Matching



log



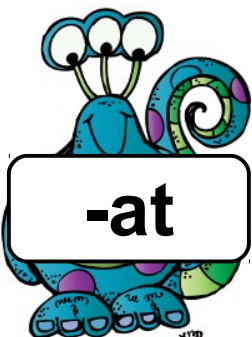
hat



pin











fan



pen

Monster Number Matching




Monster Sorting

Monster




Monster Shadow

Cut out the items below and sort them.

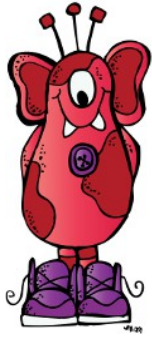


Find the Monster Shadow

Look at the first picture and circle the shadow that matches.



Created by Cassie @ 3Dinosaurs.com



Color the Monster by Directions


Follow the directions below to color the monster.




Color the eyes green.
Color the arms orange.
Color the stomach blue.
Color the teeth pink.
Color the head orange.

Color the ears black.
Color the tail purple.
Color the legs orange.
Color the antenna blue.

Color 3 monsters black.



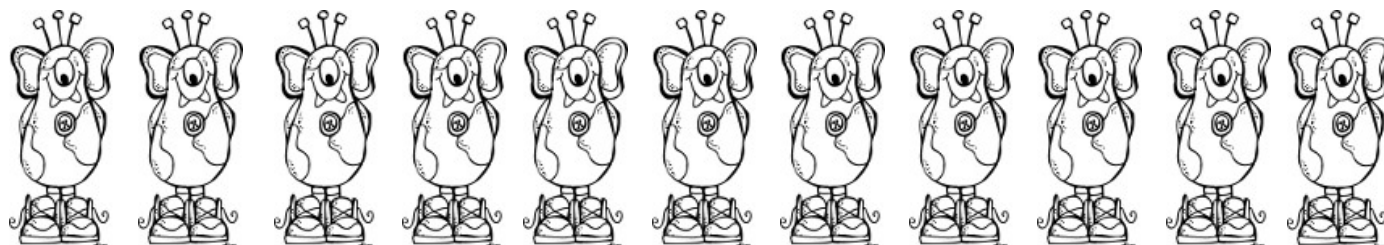
Color 5 monsters purple.




Color 2 monster orange.



Color 4 monster green.



Color 1 monsters blue.





+



=



+



=



+



=



+



=



+




=




+



=



+




=




+




=




+



=



+




=



-



=



-



=



-



=



-




=




-


=



-



=



-




=




-




=




-



=






-



=

Label the Beginning Sound

Cut out and paste the letters to the correct animal.



Created by Cassie @ 3Dinosaurs.com

E

H

T

T






A

F



Count and Graph Monsters










Count and Graph Monsters



5	5	5	5	5
4	4	4	4	4
3	3	3	3	3
2	2	2	2	2
1	1	1	1	1
				

Addition & Subtraction Monsters



Add and subtract the math problems below.



$$11 - \begin{array}{cccc} \text{monster} & \text{monster} & \text{monster} & \text{monster} \\ \text{monster} & \text{monster} & \text{monster} & \end{array} = \underline{\hspace{2cm}}$$

$$5 - \begin{array}{ccc} \text{monster} & \text{monster} & \text{monster} \end{array} = \underline{\hspace{2cm}}$$

$$2 + \begin{array}{ccc} \text{monster} & \text{monster} & \text{monster} \\ \text{monster} & \text{monster} & \text{monster} \end{array} = \underline{\hspace{2cm}}$$

$$4 + \begin{array}{cccc} \text{monster} & \text{monster} & \text{monster} & \text{monster} \end{array} = \underline{\hspace{2cm}}$$

15 -




=

11 +




=

6 -



=

9 +




=

5 +



=

Label the Monster



Created by Cassie @ 3Dinosaurs.com

eyes

tail

feet

smile

arm



Monster Writing



Read, trace and write the following sentences.


I see a red monster.

I see a red monster.

I see lots of arms
on the monster.

I see lots of arms

on the monster.



Monster Statement Writing



Fix these statements so they have a capital and period.
monsters can smile


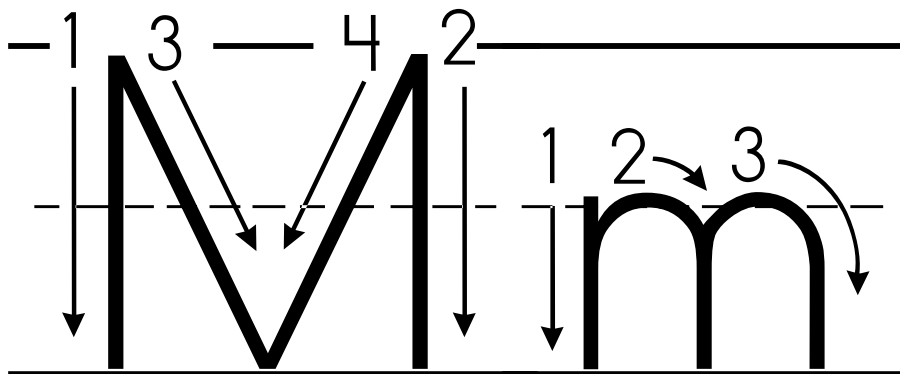
monsters come in many colors

the blue monster has three arms

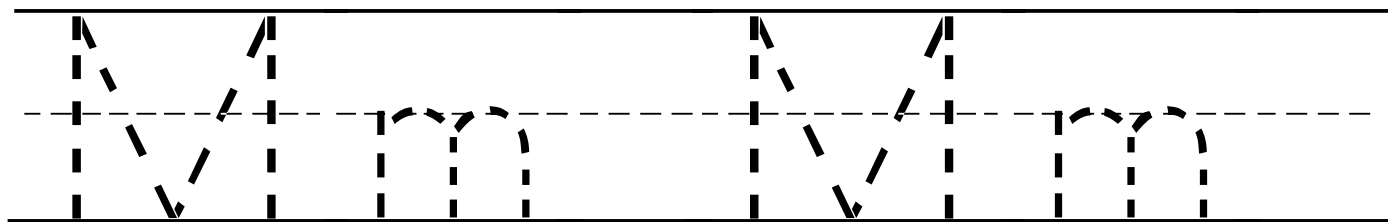
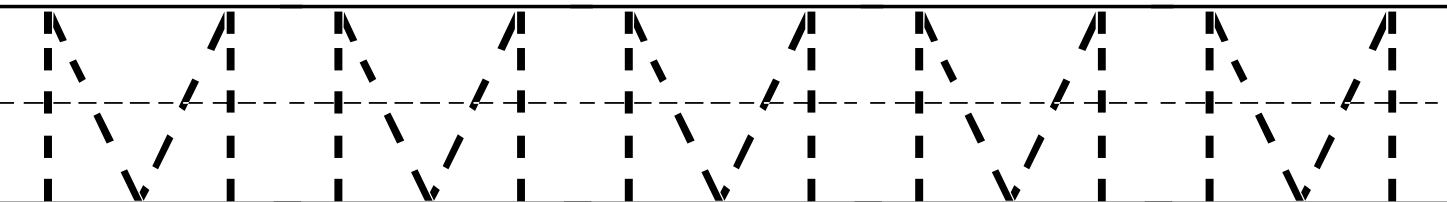
the red monster says hello

monsters can have lots of arms

the yellow monster has four legs



monster



Fill in the Missing Numbers

1	2		4	5	6	7		9	10
	12	13		15	16	17	18		20
21		23	24		26	27		29	30
31	32	33		35	36		38	39	
41		43	44		46	47		49	50
	52	53		55	56	57	58	59	
61		63	64	65		67	68		70
71	72		74		76	77		79	80
	82	83		85	86		88		90
91		93	94	95		97	98	99	

Fill in the Missing Numbers

101		103	104	105		107	108	109	110
111	112		114	115	116	117		119	120
	122	123	124		126	127	128	129	
131	132	133		135	136	137	138	139	140
141	142		144	145	146	147		149	
	152	153		155		157	158	159	160
161		163	164		166	167		169	
171	172		174	175		177	178		180
	182	183	184		186	187	188	189	
191	192		194	195	196	197		199	200