



Little Old Lady Who was not Afraid of Anything Pack Part 1

Thanks for stopping by and downloading my Little Old Lady who was Not Afraid of Anything Pack. Be sure to download Part 2, 3 & Tot Pack.

These printables are provided *FREE* of charge. Please do share my printables. But please remember that all of my printables are for personal use. You cannot claim these printables or sell them as your own. All the printables and pictures are the property of 3 Dinosaurs.

Please DO

- Download the files to your computers and print them off for personal use.
- Direct people to the blog or site when sharing with others.
- Give proper credit back to 3 Dinosaurs when blogging about our files.

You May Not

- Link directly to the pdf file.
- Alter my files in any way.
- Store them on your website in any format.
- Seek to use these to drive traffic to your site or sell them in any way.
- Print off and sell them to others.

[Web Site](#)
[Facebook](#)
[Twitter](#)
[RSS](#)
[Google +](#)

Please remember this is about being Honest.

I reserve the right to change this policy at any time.

Please read the [Terms of Use](#). If you have any questions please let me know.



Thanks! 3Dinosaurs.com

Graphics: Purchased from [Melonheadz Illustrations](#)



Little Old Lady Who Was Not Afraid of Anything Pack Index

Part 1

3-4 – 3 Part Cards
5 - Which One Is Different
6 - What Comes Next?
7-8 - Prewriting Practice
9 – Prewriting Patterns
10 – Pattern cards
11-12 – Matching Cards
13-17 – 4 Piece Puzzles
17-19 – 10 Piece Puzzles (1-10, 11-20, 21-30)
20 – Scarecrow Color by Size
21 – Dot the S
22-23 – Trace the Letter S (Print & Cursive)
24 – Color the Story
25 – Label the Scarecrow
26-27 – Scarecrow Themed Addition

Part 2

3 – Beginning Sounds
4-7 – Pocket Chart Cards (Print & Cursive)
8-15 – Trace Beginning Sounds (Print & Cursive)
16-19 – Trace the Word Print and Cursive
20-21 – Write the Word
22-29 – Write a Sentence for the Word
30-37 – Color & Trace the Picture
38 – Word Matching
39 – Picture Matching
40 – Find the Same
41-43 – Scarecrow parts and word matching

Part 3


3 – Color the Pattern
4 – Fill in the Missing part
5 – What comes next
6-7 – Small Book
8 – Make Rhyming Words CVC
9 – What numbers are missing number line
10 – Pumpkin Head Roll & Cover

Tot Pack

3-8 - Solid Line Prewriting
9-14 - Dashed Line Prewriting
15 – Which One is Different
16-17 – 2 Piece Puzzles
18-20 – Color the Scarecrow Book
22 – Matching Cards
23- 9 Piece Puzzle
24 – 25 – Matching Page
26-27 – Roll & Count
28-29 – Shape Tracing
30 – Dot the Letter S



shoes



pants



shirt



gloves



hat



pumpkin head




little old lady



scarecrow



shoes



pants



shirt



gloves



hat



pumpkin head



little old lady



scarecrow

Which One is Different?




What comes Next?

no





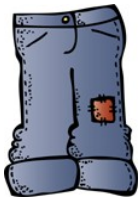

no



Boo Boo



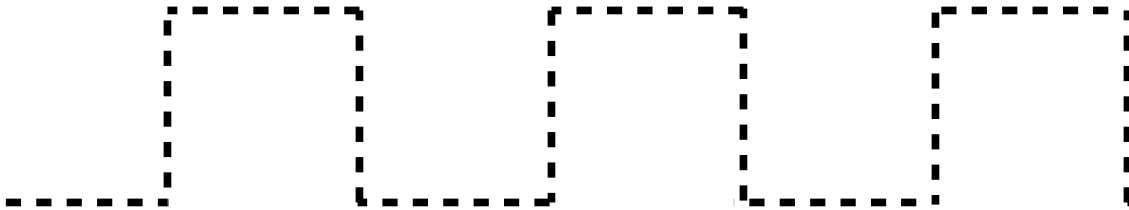
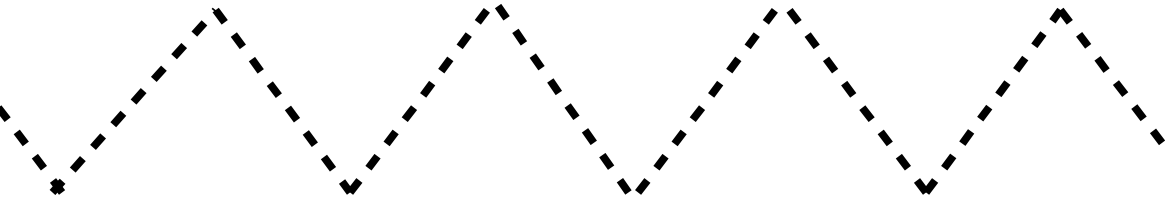
Boo Boo





no



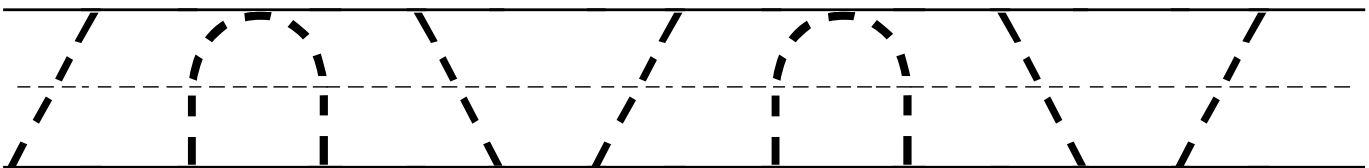
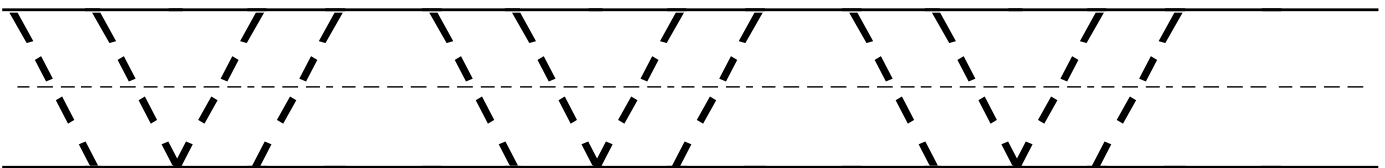
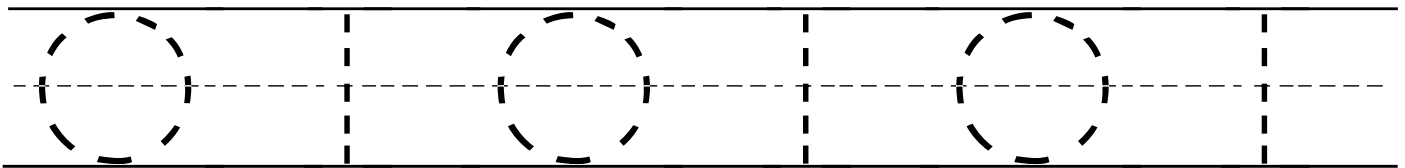
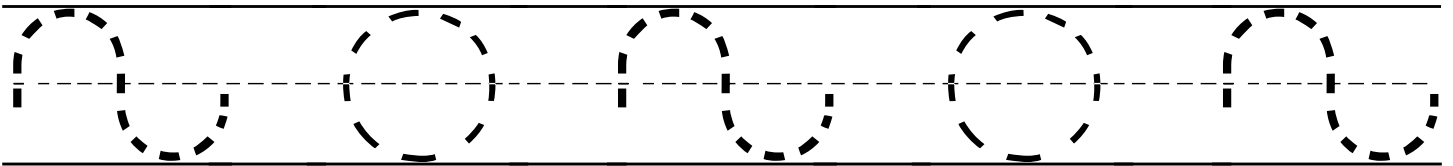
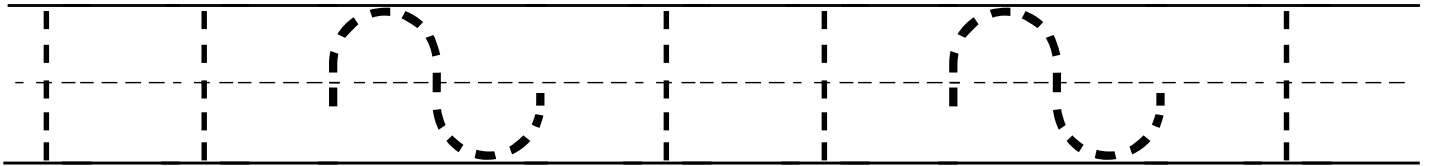
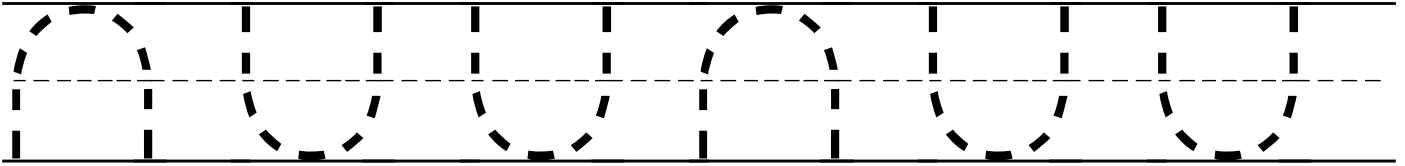
Prewriting Practice



















Prewriting Practice



Prewriting Practice Patterns



| | | |
|---|---|---|
|  |  |  |
|  |  |  |
|  |  |  |
|  |  |  |
|  |  |  |




no d

Clap

shake

Boo




no d

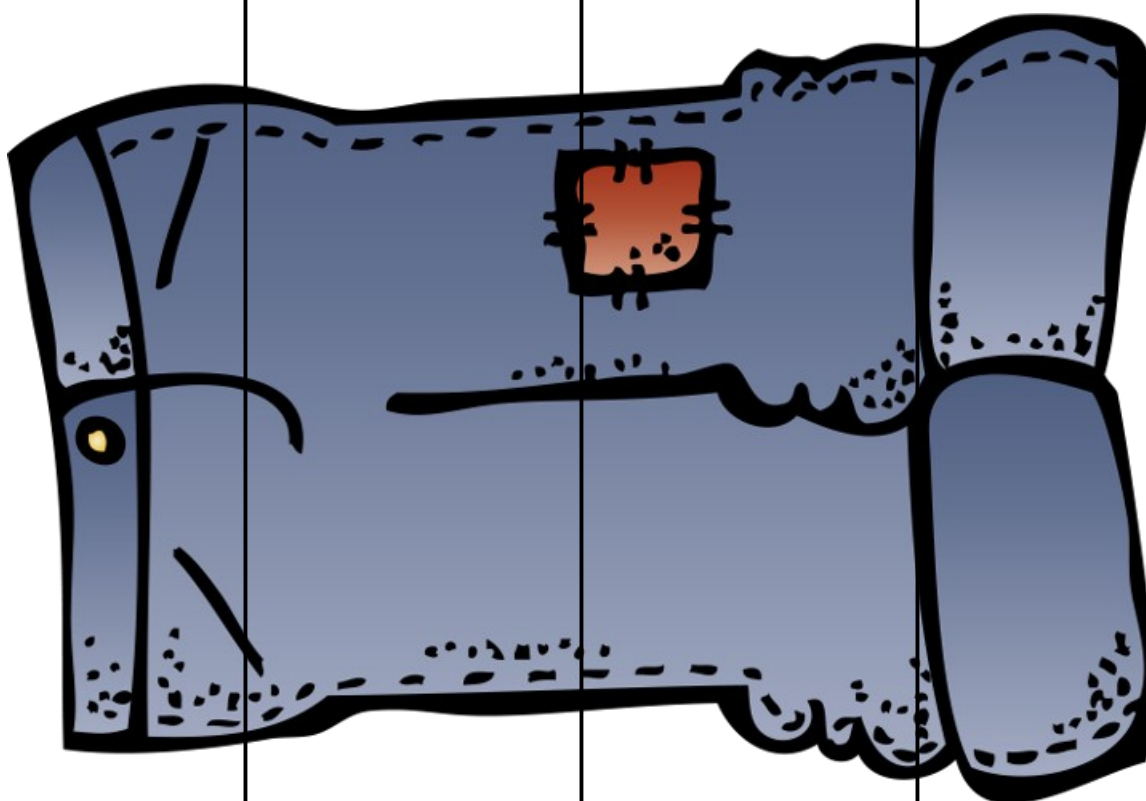
Clap

shake


Boo




Created by Cassie @ 3Dinosaurs.com



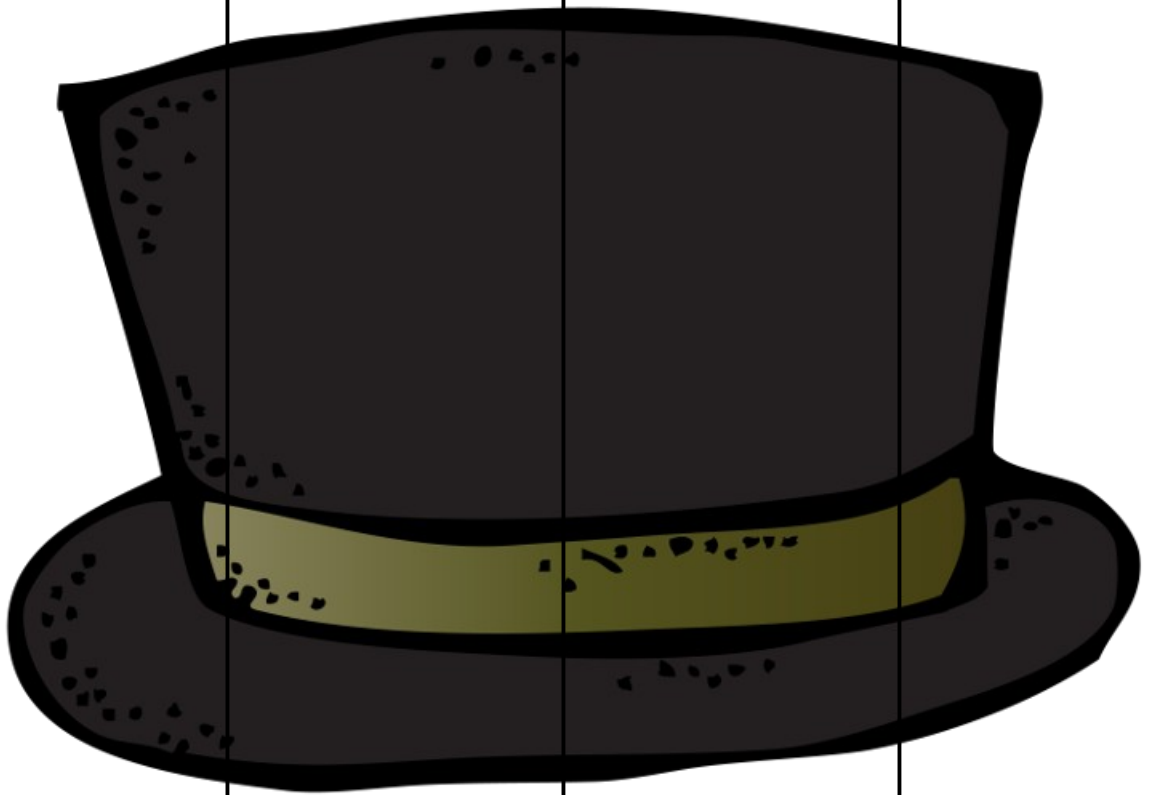
Created by Cassie @ 3Dinosaurs.com




Created by Cassie @ 3Dinosaurs.com




Created by Cassie @ 3Dinosaurs.com




Created by Cassie @ 3Dinosaurs.com





Created by Cassie @ 3Dinosaurs.com














Created by Cassie @ 3Dinosaurs.com



Created by Cassie @ 3Dinosaurs.com


| | | | | | | | | | | |
|--|---|---|---|---------------------------------------|---------------------------------------|---------------------------------|---|--|---|----|
|  | 1 | 2 | 3 | 4 | 5 | 6 | 7 | 8 | 9 | 10 |
| | | | | <p>Clap Clap</p> <p>Wiggle Wiggle</p> | <p>Clomp Clomp</p> <p>Shake Shake</p> | <p>Boo Boo</p> <p>Poll Poll</p> | |  | | |

| | |
|--|----|
|  | 11 |
|  | 12 |
|  | 13 |
|  | 14 |
|  | 15 |
|  | 16 |
|  | 17 |
|  | 18 |
|  | 19 |
|  | 20 |


| | |
|---|----|
|  | 21 |
| | 22 |
| | 23 |
| | 24 |
| | 25 |
| | 26 |
| | 27 |
| | 28 |
| | 29 |
| | 30 |

Scarecrow Color by Size

Color the large scarecrows **orange**.
Color the medium scarecrows **brown**.
Color the small scarecrows **yellow**.



Ss



Color all the letter Ss's.

S

o

s

S

s

g

D

s

e

s

U

s

s

s

C

s

s

k

j

S

s

t

s

S

S


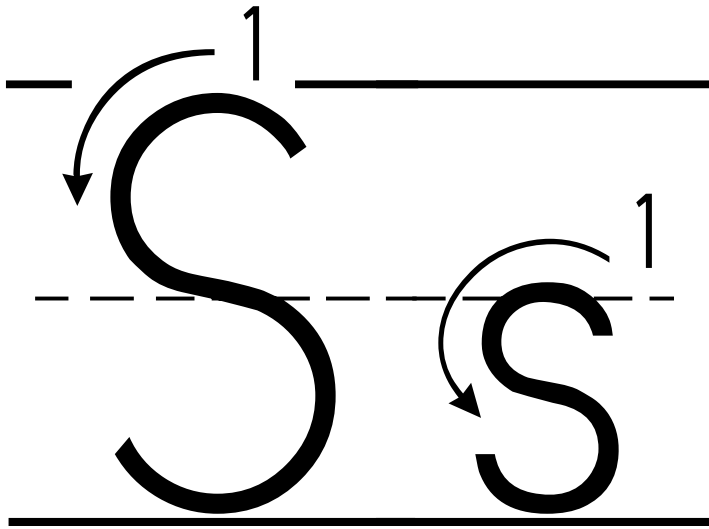
Z

S

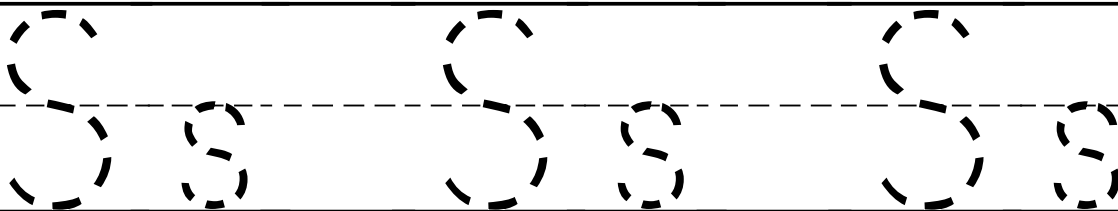
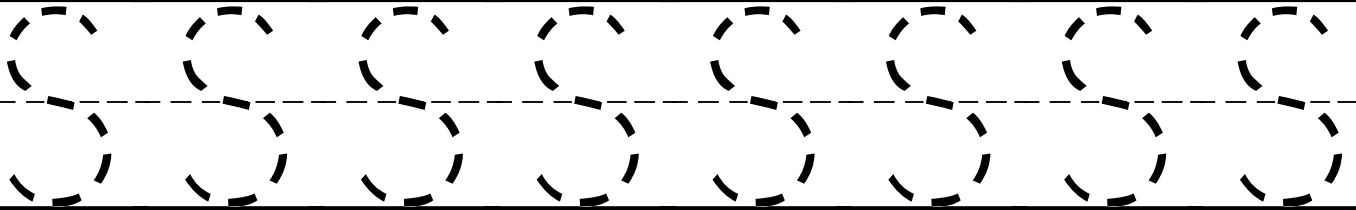
I



Q

S

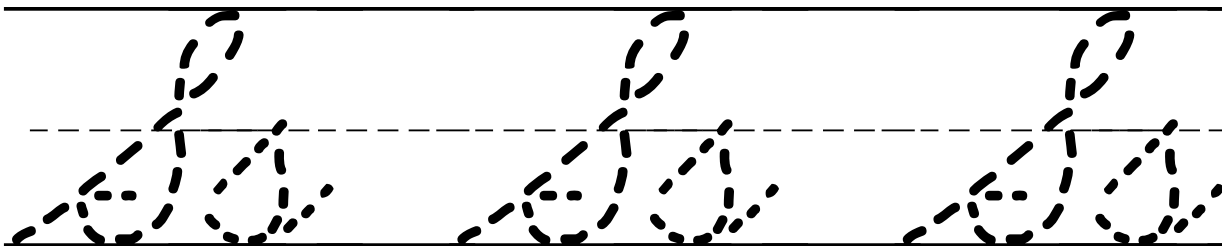

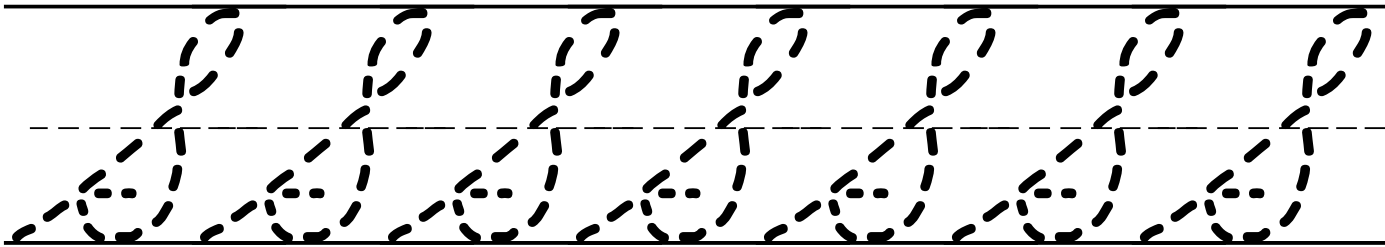


scarecrow

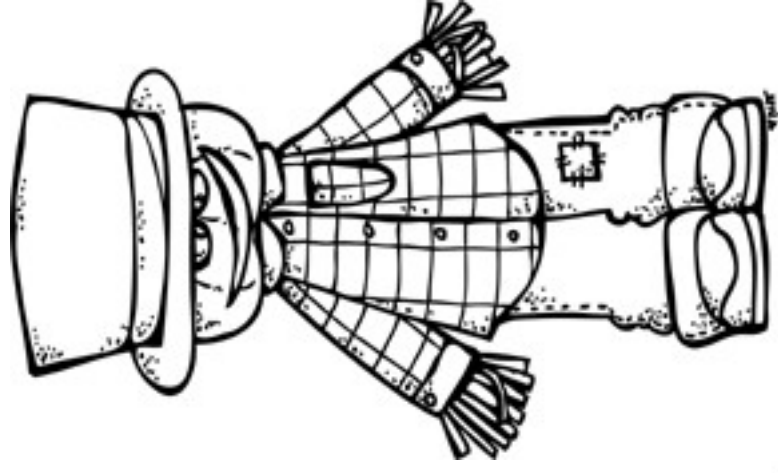
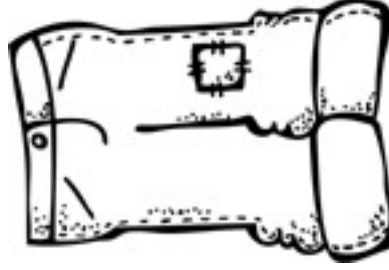
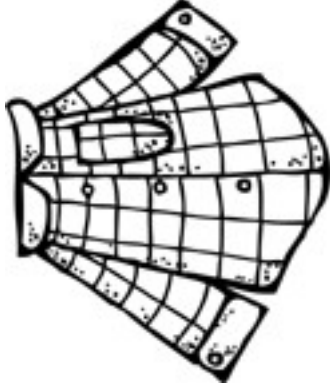
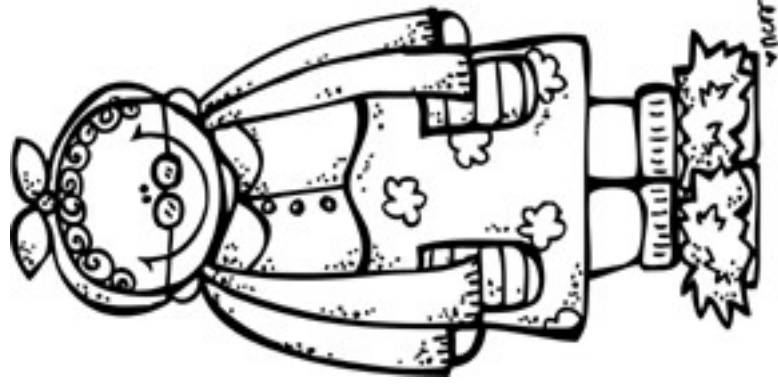





scarecrow



Color the pictures as you read the story.
Little Old Lady Who Was Not Afraid of Anything.



Label the Scarecrow



Created by Cassie @ 3Dinosaurs.com

hat

pants

shoes

shirt

pumpkin head

Scarecrow Themed Addition

Solve the following addition problems.

$$10 + \begin{array}{c} \text{Scarecrow} \\ \text{Scarecrow} \\ \text{Scarecrow} \end{array} = \underline{\hspace{2cm}}$$

$$4 + \begin{array}{c} \text{Scarecrow} \\ \text{Scarecrow} \end{array} = \underline{\hspace{2cm}}$$

$$5 + \begin{array}{c} \text{Scarecrow} \\ \text{Scarecrow} \\ \text{Scarecrow} \\ \text{Scarecrow} \end{array} = \underline{\hspace{2cm}}$$

$$3 + \begin{array}{c} \text{Scarecrow} \\ \text{Scarecrow} \\ \text{Scarecrow} \end{array} = \underline{\hspace{2cm}}$$

11

+



=

6


+



=

8


+



=

1

+



=

2

+



=
