



Little Old Lady Who was not Afraid of Anything Pack Part 2

Thanks for stopping by and downloading my Little Old Lady who was Not Afraid of Anything Pack. Be sure to download Part 1, 3 & Tot Pack.

These printables are provided *FREE* of charge. Please do share my printables. But please remember that all of my printables are for personal use. You cannot claim these printables or sell them as your own. All the printables and pictures are the property of 3 Dinosaurs.

Please DO

- Download the files to your computers and print them off for personal use.
- Direct people to the blog or site when sharing with others.
- Give proper credit back to 3 Dinosaurs when blogging about our files.

You May Not

- Link directly to the pdf file.
- Alter my files in any way.
- Store them on your website in any format.
- Seek to use these to drive traffic to your site or sell them in any way.
- Print off and sell them to others.

[Web Site](#)
[Facebook](#)
[Twitter](#)
[RSS](#)
[Google +](#)

Please remember this is about being Honest.

I reserve the right to change this policy at any time.

Please read the [Terms of Use](#). If you have any questions please let me know.



Thanks! 3Dinosaurs.com

Graphics: Purchased from [Melonheadz Illustrations](#)



Little Old Lady Who Was Not Afraid of Anything Pack Index

Part 1

3-4 – 3 Part Cards
5 - Which One Is Different
6 - What Comes Next?
7-8 - Prewriting Practice
9 – Prewriting Patterns
10 – Pattern cards
11-12 – Matching Cards
13-17 – 4 Piece Puzzles
17-19 – 10 Piece Puzzles (1-10, 11-20, 21-30)
20 – Scarecrow Color by Size
21 – Dot the S
22-23 – Trace the Letter S (Print & Cursive)
24 – Color the Story
25 – Label the Scarecrow
26-27 – Scarecrow Themed Addition

Part 2

3 – Beginning Sounds
4-7 – Pocket Chart Cards (Print & Cursive)
8-15 – Trace Beginning Sounds (Print & Cursive)
16-19 – Trace the Word Print and Cursive
20-21 – Write the Word
22-29 – Write a Sentence for the Word
30-37 – Color & Trace the Picture
38 – Word Matching
39 – Picture Matching
40 – Find the Same
41-43 – Scarecrow parts and word matching

Part 3

3 – Color the Pattern
4 – Fill in the Missing part
5 – What comes next
6-7 – Small Book
8 – Make Rhyming Words CVC
9 – What numbers are missing number line
10 – Pumpkin Head Roll & Cover

Tot Pack


3-8 - Solid Line Prewriting
9-14 - Dashed Line Prewriting
15 – Which One is Different
16-17 – 2 Piece Puzzles
18-20 – Color the Scarecrow Book
22 – Matching Cards
23- 9 Piece Puzzle
24 – 25 – Matching Page
26-27 – Roll & Count
28-29 – Shape Tracing
30 – Dot the Letter S



H

S

E



P

T

N



S

T

H



G

L

V



T

H

N



S

H

P



D

L

O



C

E

S



shoes



pants



shirt



gloves



hat



pumpkin head




little old lady



scarecrow



shoes



pants



shirt



gloves



hat



pumpkin head




little old lady



scarecrow



s s s s s s s



p p p p p p



s s s s s s s



g g g g g



h h h h h h



p p p p p p




t t t t t t t t



s s s s s s s



a a a a a a a



p p p p p



a a a a a a a



g g g g g g



h h h h h h



p p p p p p




l l l l l l l



a a a a a a a



Ss Ss Ss Ss



Pp Pp Pp



Ss Ss Ss Ss



Gg Gg Gg



Hh Hh Hh



P p P p P p




L l L l L l L l



S s S s S s S s



Handwriting practice for the cursive letter 'd'. The row contains four dashed 'd' characters on a three-line grid for tracing.



Handwriting practice for the cursive letter 'p'. The row contains three dashed 'p' characters on a three-line grid for tracing.



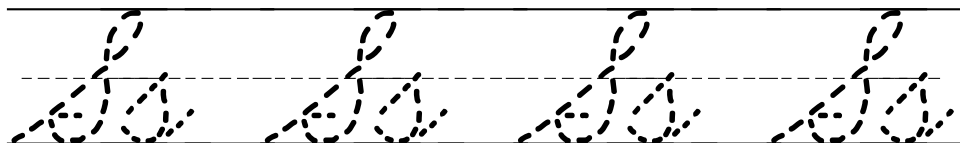


Handwriting practice for the cursive letter 'd'. The row contains four dashed 'd' characters on a three-line grid for tracing.



Handwriting practice for the cursive letter 'g'. The row contains four dashed 'g' characters on a three-line grid for tracing.

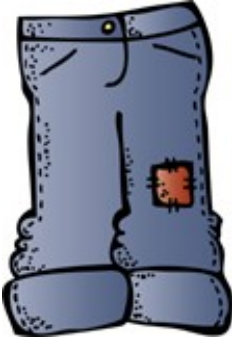


Handwriting practice for the cursive letter 'R'. The row contains three dashed 'R' characters on a three-line grid for tracing.





shoes



pants



shirt



gloves



hat



pumpkin head



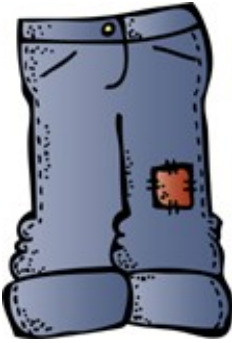
little old lady



scarecrow



shoes



pants



shirt



gloves



hat



pumpkin head




little old lady



scarecrow

















Writing

shoes




Write a sentence about shoes.

Handwriting practice lines consisting of solid top and bottom lines with a dashed middle line. There are five sets of these lines for writing practice.

Writing

pants




Write a sentence about pants.

Handwriting practice lines consisting of solid top and bottom lines with a dashed middle line. There are ten sets of these lines for writing practice.

Writing

shirt



Write a sentence about a shirt.

Handwriting practice lines consisting of solid top and bottom lines with a dashed middle line. There are five sets of these lines for writing practice.

Writing

gloves

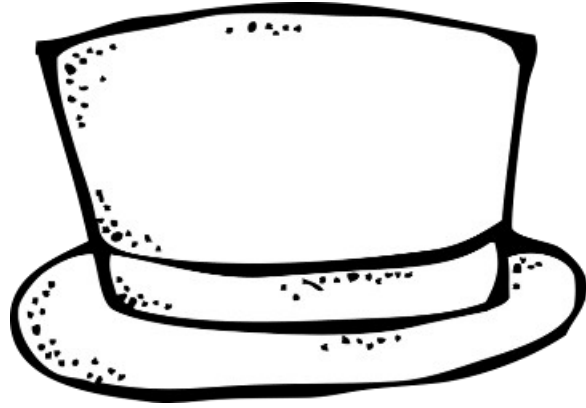


Write a sentence about gloves.

Handwriting practice lines consisting of solid top and bottom lines with a dashed middle line. There are five sets of these lines for writing practice.

Writing

hat




Write a sentence about hat.

Handwriting practice lines consisting of solid top and bottom lines with a dashed middle line. There are five sets of these lines provided for writing practice.

Writing

pumpkin
head



Write a sentence about a pumpkin head.

Handwriting practice lines consisting of solid top and bottom lines with a dashed middle line for letter height guidance. There are ten sets of these lines provided for writing practice.

Writing

scarecrow



Write a sentence about scarecrow.

Handwriting practice lines consisting of solid top and bottom lines with a dashed middle line. There are five sets of these lines for writing practice.

Writing

little old
lady




Write a sentence about little old lady.

[illegible]

S

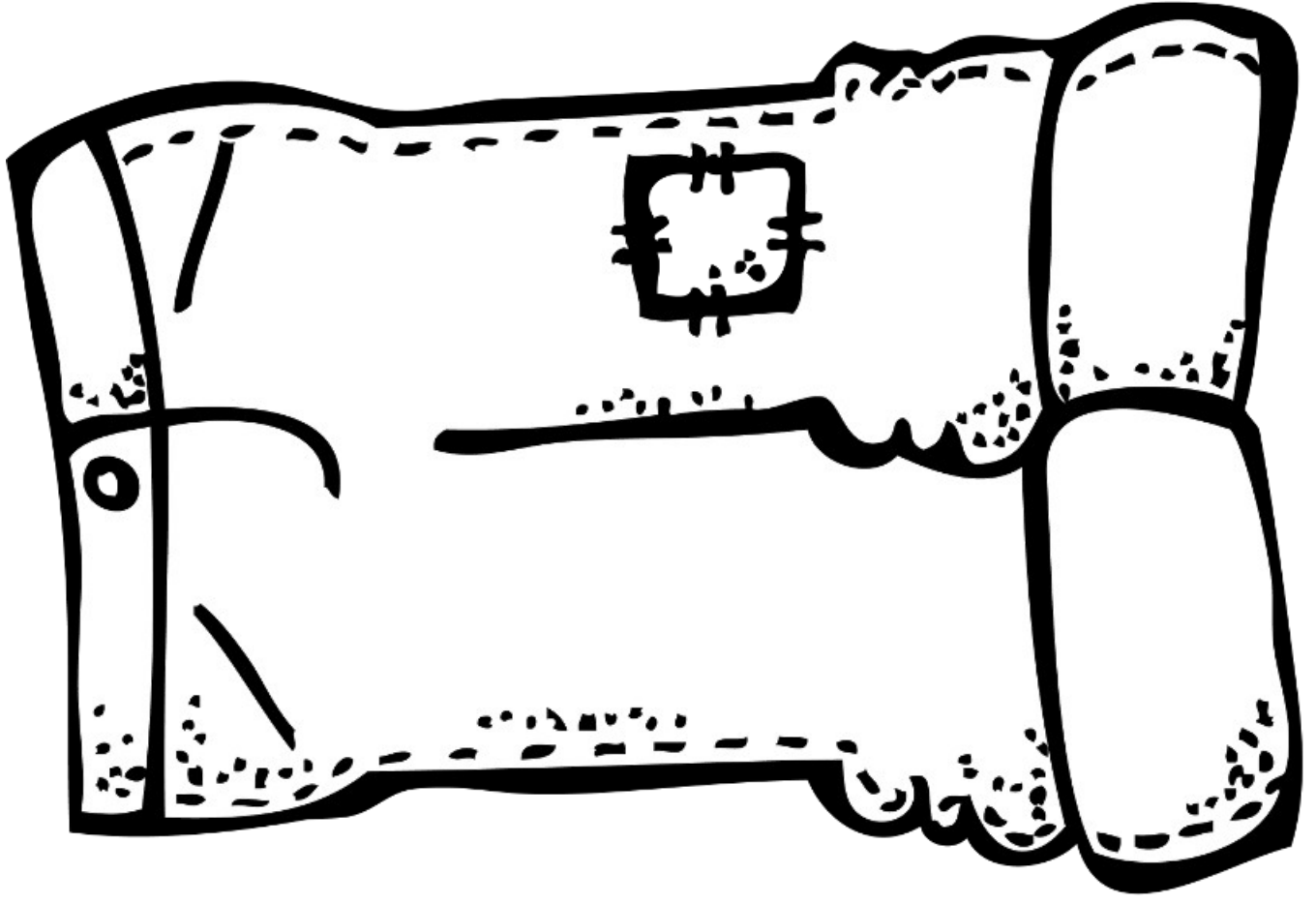
s



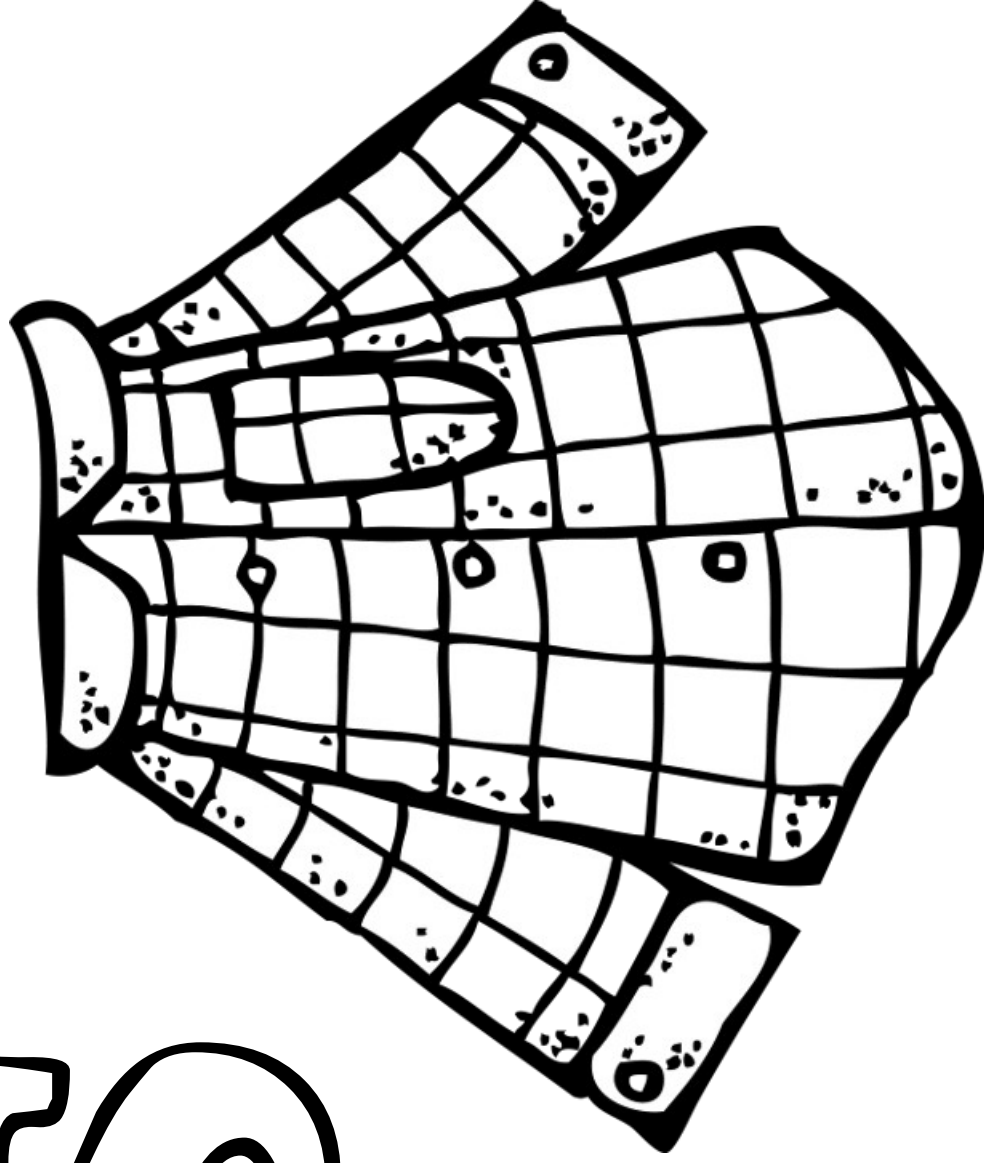
s is for
shoes.

Pair

is for
pants.



S S




s is for
shirt.

G

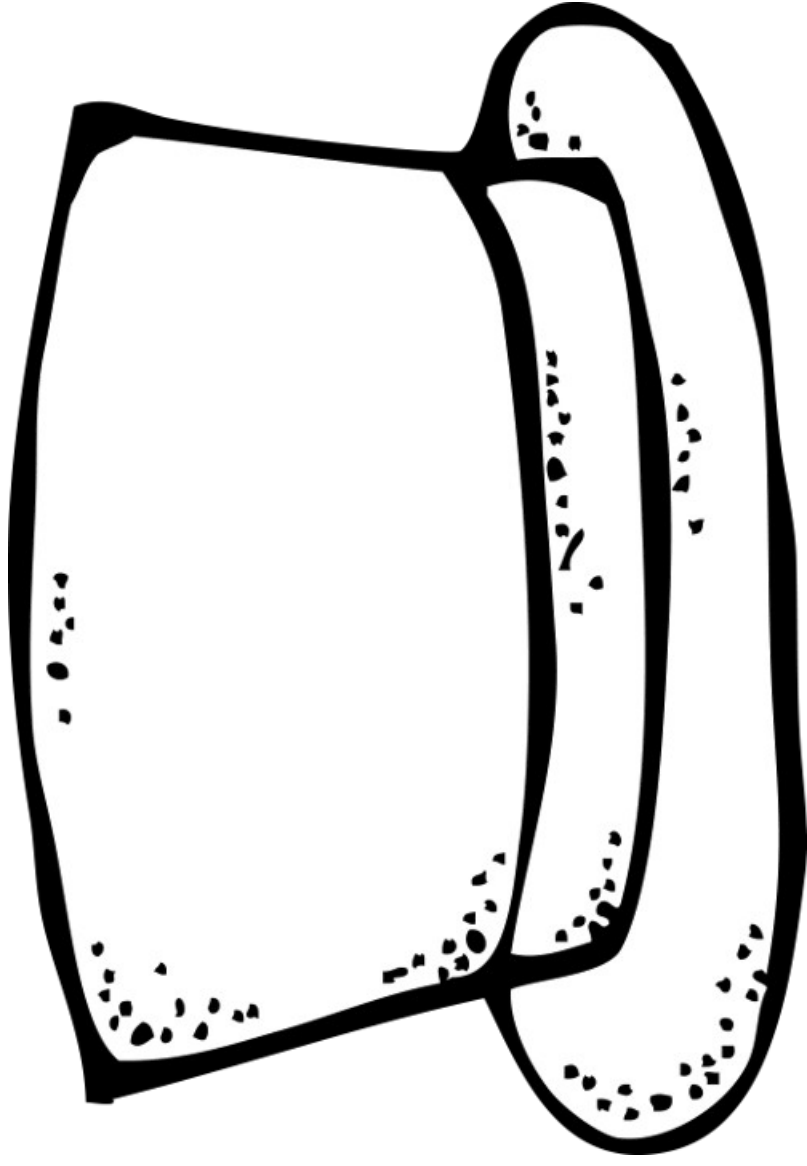
is

Gloves



H

his for
hat.



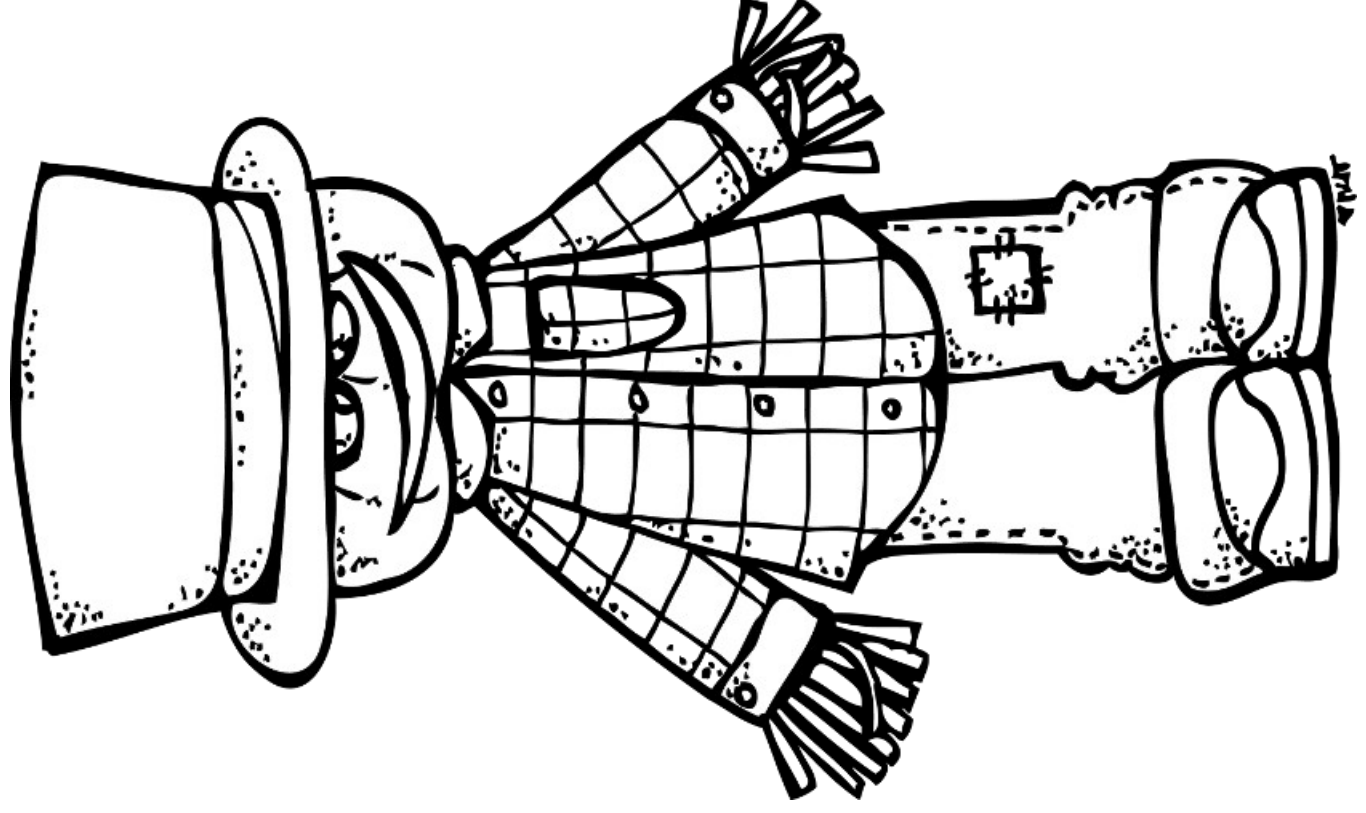
Pumpkin



p is for
pumpkin
head.

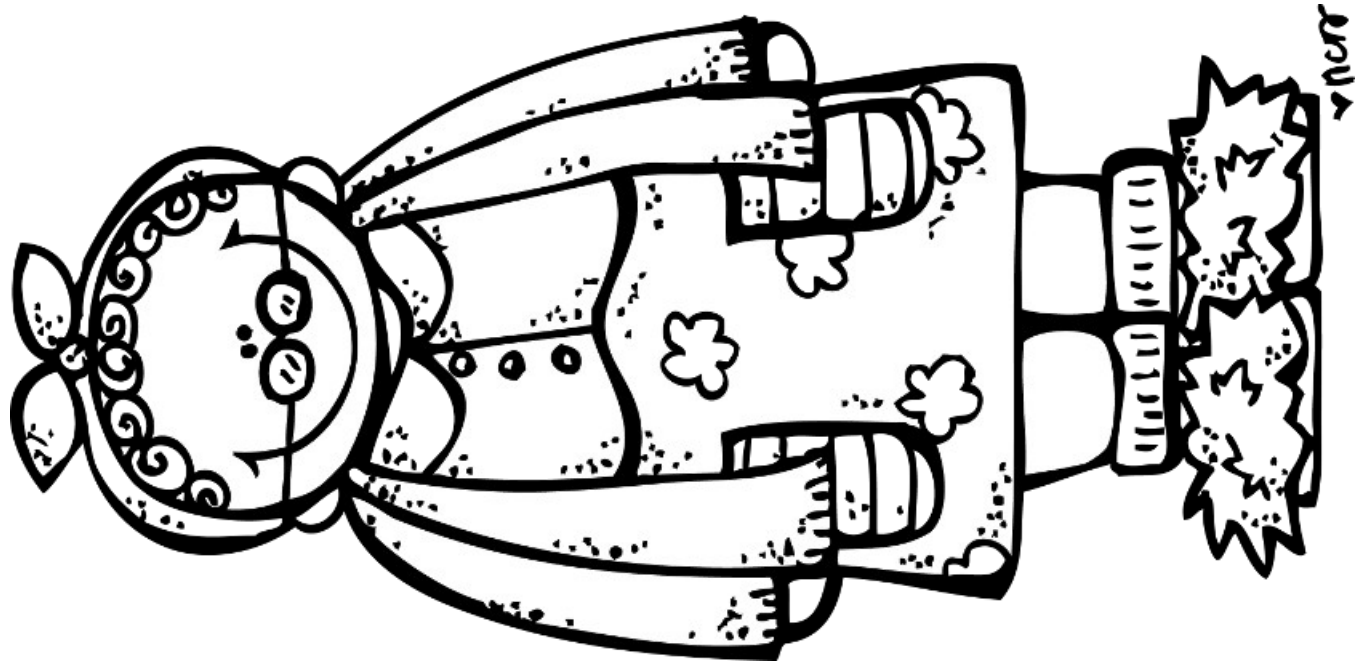
S s

s is for
scarecrow.



Li

Li is for
little old
lady.



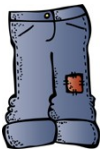
Halloween Word Matching



pants



hat



shoes



little old lady



scarecrow



shirt


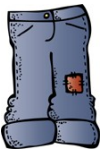


pumpkin head






gloves

Halloween Matching



Find the Same

Look at the first picture and circle the ones that are the same.



b


31

om



clomp
clomp

Created by Cassie @ 3Dinosaurs.com



Wiggle
Wiggle

Created by Cassie @ 3Dinosaurs.com



Shake
Shake

Created by Cassie @ 3Dinosaurs.com



Clap
Clap

Created by Cassie @ 3Dinosaurs.com



no
no

Created by Cassie @ 3Dinosaurs.com



Boo
Boo

Created by Cassie @ 3Dinosaurs.com