



# Little Old Lady Who was not Afraid of Anything Pack Part 3

Thanks for stopping by and downloading my Little Old Lady who was Not Afraid of Anything Pack. Be sure to download Part 1, 2, & Tot Pack.

These printables are provided *FREE* of charge. Please do share my printables. But please remember that all of my printables are for personal use. You cannot claim these printables or sell them as your own. All the printables and pictures are the property of 3 Dinosaurs.

#### Please DO

- Download the files to your computers and print them off for personal use.
- Direct people to the blog or site when sharing with others.
- Give proper credit back to 3 Dinosaurs when blogging about our files.

#### You May Not

- Link directly to the pdf file.
- Alter my files in any way.
- Store them on your website in any format.
- Seek to use these to drive traffic to your site or sell them in any way.
- Print off and sell them to others.

Please remember this is about being Honest.

I reserve the right to change this policy at any time.



Graphics: Purchased from [Melonheadz Illustrations](http://MelonheadzIllustrations.com)

Please read the [Terms of Use](#). If you have any questions please let me know.

## Thanks!

## 3Dinosaurs.com



# Little Old Lady Who Was Not Afraid of Anything Pack Index

## Part 1

3-4 – 3 Part Cards  
 5 - Which One Is Different  
 6 - What Comes Next?  
 7-8 - Prewriting Practice  
 9 – Prewriting Patterns  
 10 – Pattern cards  
 11-12 – Matching Cards  
 13-17 – 4 Piece Puzzles  
 17-19 – 10 Piece Puzzles (1-10, 11-20, 21-30)  
 20 – Scarecrow Color by Size  
 21 – Dot the S  
 22-23 – Trace the Letter S (Print & Cursive)  
 24 – Color the Story  
 25 – Label the Scarecrow  
 26-27 – Scarecrow Themed Addition

## Part 2

3 – Beginning Sounds  
 4-7 – Pocket Chart Cards (Print & Cursive)  
 8-15 – Trace Beginning Sounds (Print & Cursive)  
 16-19 – Trace the Word Print and Cursive  
 20-21 – Write the Word  
 22-29 – Write a Sentence for the Word  
 30-37 – Color & Trace the Picture  
 38 – Word Matching  
 39 – Picture Matching  
 40 – Find the Same  
 41-43 – Scarecrow parts and word matching

## Part 3

3 – Color the Pattern  
 4 – Fill in the Missing part  
 5 – What comes next  
 6-7 – Small Book  
 8 – Make Rhyming Words CVC  
 9 – What numbers are missing number line  
 10 – Pumpkin Head Roll & Cover

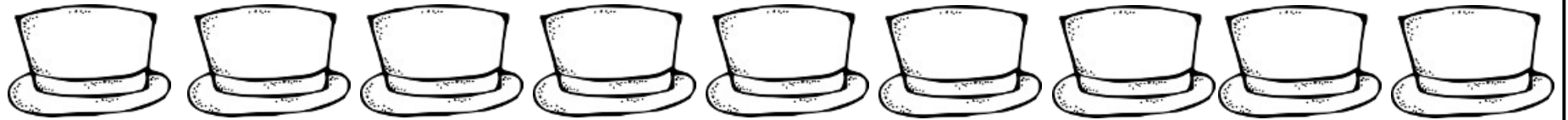
## Tot Pack

3-8 - Solid Line Prewriting  
 9-14 - Dashed Line Prewriting  
 15 – Which One is Different  
 16-17 – 2 Piece Puzzles  
 18-20 – Color the Scarecrow Book  
 22 – Matching Cards  
 23- 9 Piece Puzzle  
 24 – 25 – Matching Page  
 26-27 – Roll & Count  
 28-29 – Shape Tracing  
 30 – Dot the Letter S

# Color The Patterns

Color in an AAB pattern.

Name: \_\_\_\_\_



Color in an BA pattern.



Color in an CA pattern.



Color in an ABC pattern.



Fill in the missing patterns.

Created by Cassie @ 3Dinosaurs.com

no



no

no

Bo





Bo



















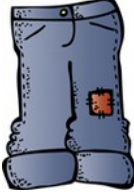






no











# What comes next?

Created by Cassie @ 3Dinosaurs.com

Boo



Boo



--	--

Boo



Boo



--	--



--	--

Boo



Boo







little old  
lady

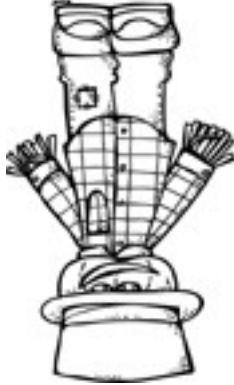


Scarecrow  
Story

Created by Cassie  
@ 3Dinosaurs.com

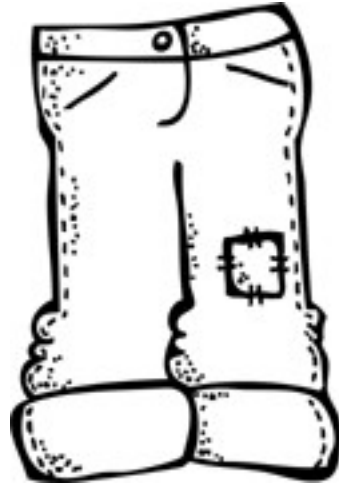


shoes



scarecrow

Created by Cassie  
@ 3Dinosaurs.com



pants



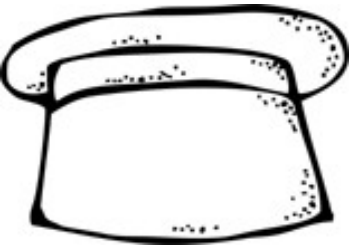
pumpkin  
head



shirt



gloves



hat



little old  
lady

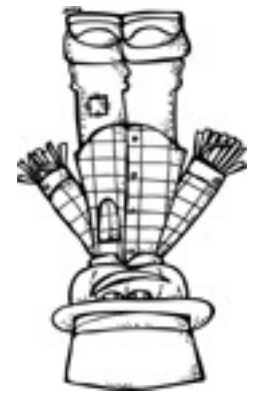
Scarecrow  
Story



Created by Cassie  
@ 3Dinosaurs.com

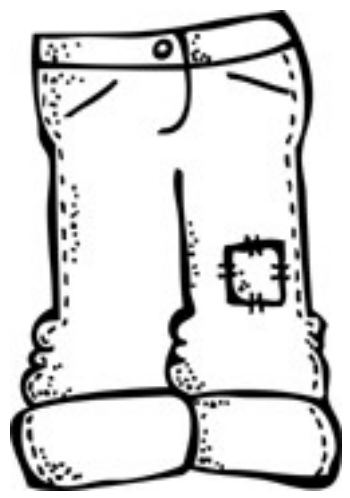


shoes



Scarecrow

Created by Cassie  
@ 3Dinosaurs.com



pants




pumpkin  
head



shirt



gloves



hat

# Help the Scarecrow Make Rhyming Words

The scarecrows are making rhyming words to say while they scare people. Help them make more rhyming words.




1. \_\_\_\_\_
2. \_\_\_\_\_
3. \_\_\_\_\_
4. \_\_\_\_\_



1. \_\_\_\_\_
2. \_\_\_\_\_
3. \_\_\_\_\_
4. \_\_\_\_\_



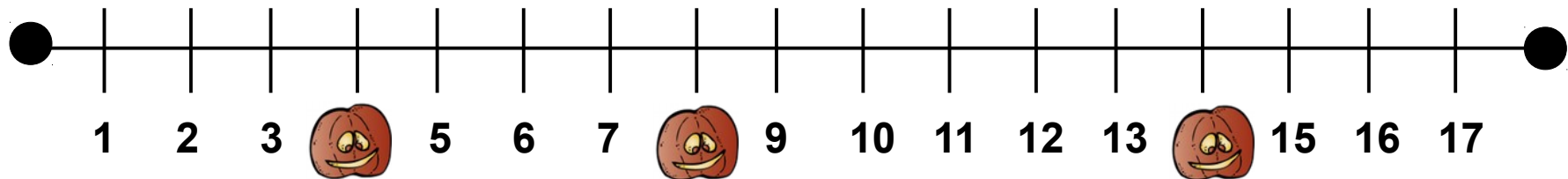
1. \_\_\_\_\_
2. \_\_\_\_\_
3. \_\_\_\_\_
4. \_\_\_\_\_



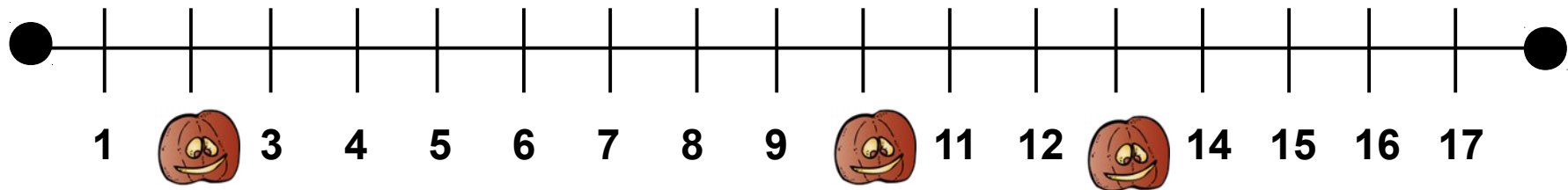
1. \_\_\_\_\_
2. \_\_\_\_\_
3. \_\_\_\_\_
4. \_\_\_\_\_



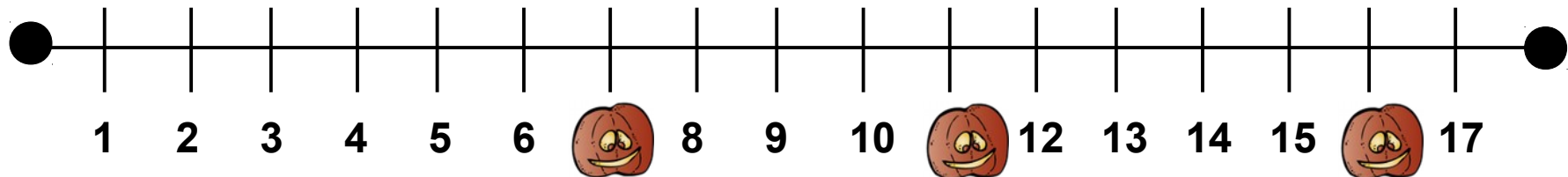
# Pumpkin Head Number Line



What numbers are the pumpkin heads covering? \_\_\_\_\_



What numbers are the pumpkin heads covering? \_\_\_\_\_



What numbers are the pumpkin heads covering? \_\_\_\_\_

# Pumpkin Head Roll & Cover

Directions: Take two dice and roll them together. Add up the total and cover the number they add up to.

