



Penguin Learning Tot Pack

Thanks for stopping by and downloading my Penguin Pack. Be sure to download Part 2, 3 & Tot Pack.

These printables are provided *FREE* of charge. Please do share my printables. But please remember that all of my printables are for personal use. You cannot claim these printables or sell them as your own. All the printables and pictures are the property of 3 Dinosaurs.

Please DO

- Download the files to your computers and print them off for personal use.
- Direct people to the blog or site when sharing with others.
- Give proper credit back to 3 Dinosaurs when blogging about our files.

You May Not

- Link directly to the pdf file.
- Alter my files in any way.
- Store them on your website in any format.
- Seek to use these to drive traffic to your site or sell them in any way.
- Print off and sell them to others.

Please remember this is about being Honest.

I reserve the right to change this policy at any time.

Please read the [Terms of Use](#). If you have any questions please let me know.



Thanks! 3Dinosaurs.com

Graphics: Purchased from [Melonheadz Illustrations](#)



Penguin Learning Pack Index

Part 1

3-7 – 3 Parts Cards
8 - Which One Is Different
9 - What Comes Next?
10-11 - Prewriting Practice
12 – Pattern Cards
13-15 – Matching Cards
16 – Color by Size
17-18 – Color Sorting by Size
19-28 – Writing pages
29 – Color & Trace
30-34 – 4 Piece Puzzles
35-37 - 10 Piece Puzzles

Part 2

3-5 – Beginning Sounds
6-7 – Wall Cards
8-11 – Trace Beginning Sounds
12-13 – Trace the Word
14-15 – Write the Word
16 – Dot the P
17- Trace the P Print
18 – Trace the P Cursive
19 – Label the Penguin
20 – Color the Same
21-30 - Penguin information Sheets to Fill Out.
31 – Color the P on the Penguin

Part 3

3 – Color the Pattern
4 – Fill in the Missing Patterns
5-14 – Penguin Small Fact Books


Tot Pack

3-8 - Solid Line Prewriting
9-14 - Dashed Line Prewriting
15 – Which One is Different
16 – Circle the Small Penguin
17-19 – 2 Piece Puzzles
20-22 – Color the Penguin
24 – Matching Cards
25 – 9 Piece Puzzles
26-28 – Matching Pages
29-30 – Trace the Shapes
31-32 – Sort the Letter P
33 – Dot the P
34 – Penguin Lacing Card

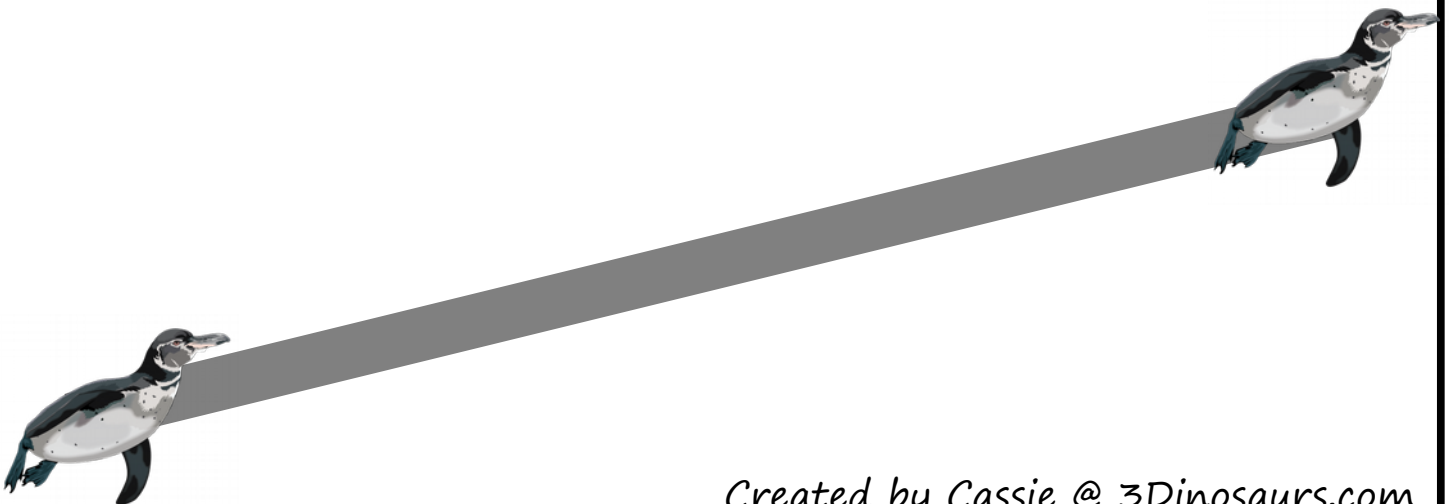


Prewriting Practice



Prewriting Practice



Prewriting Practice



Prewriting Practice



Prewriting Practice



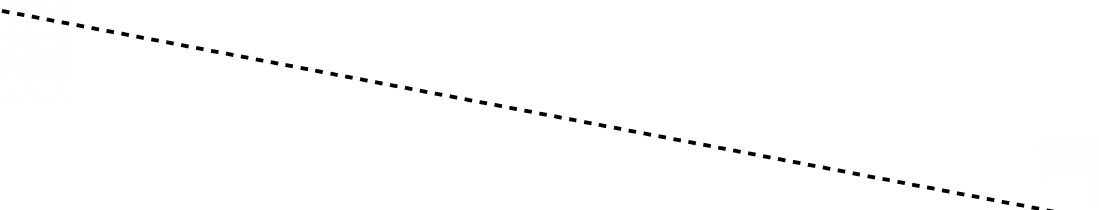

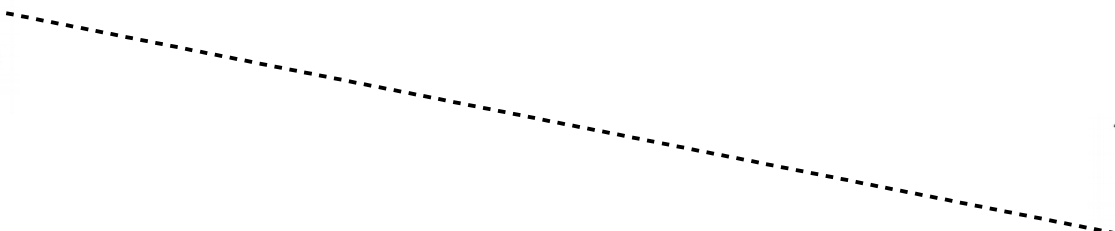
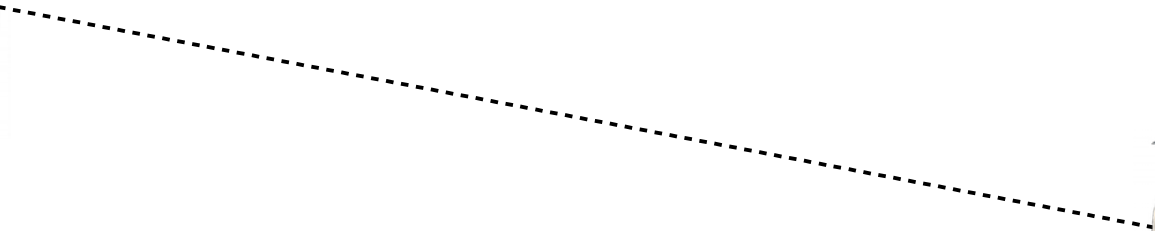
Prewriting Practice



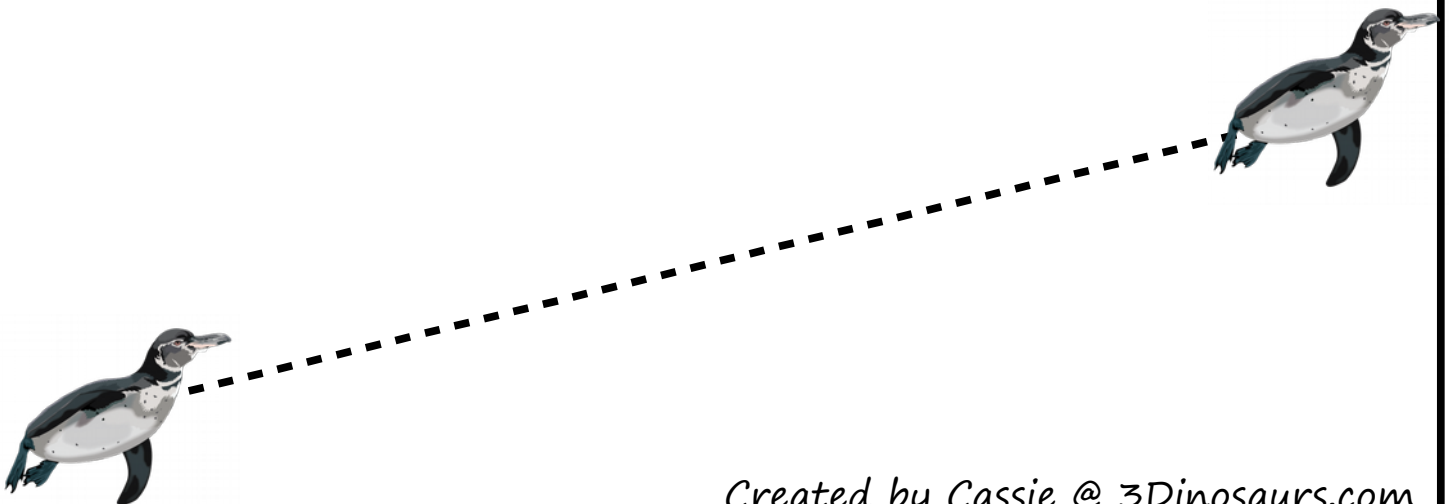
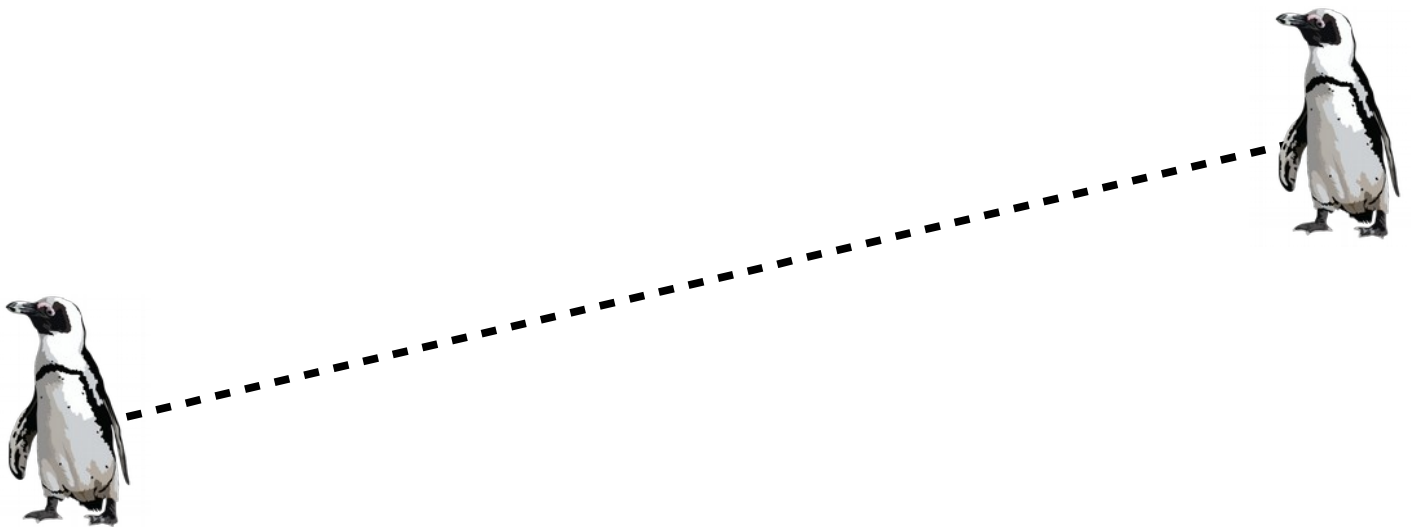
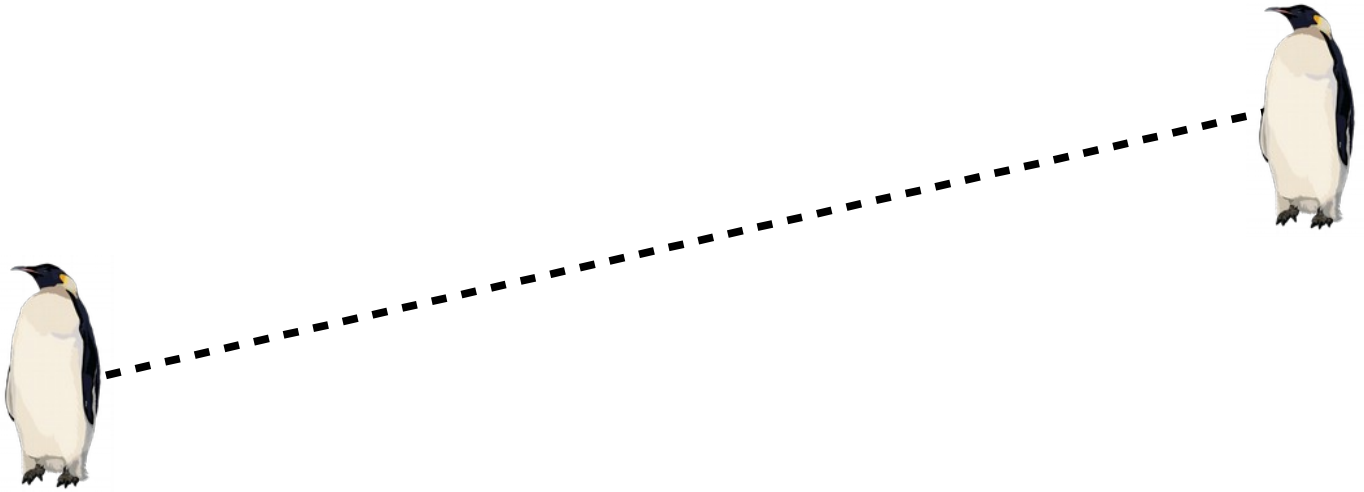
Prewriting Practice



Prewriting Practice



Prewriting Practice



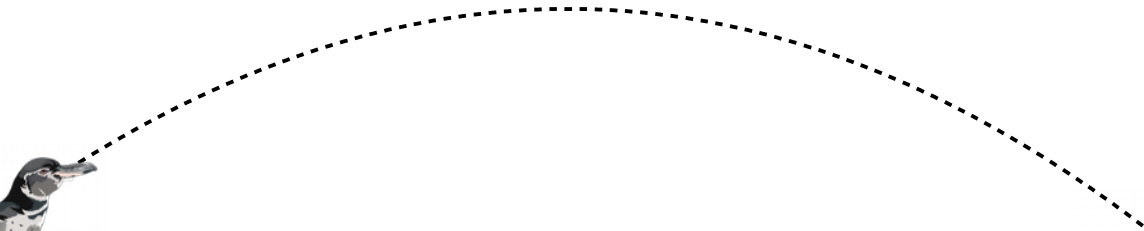
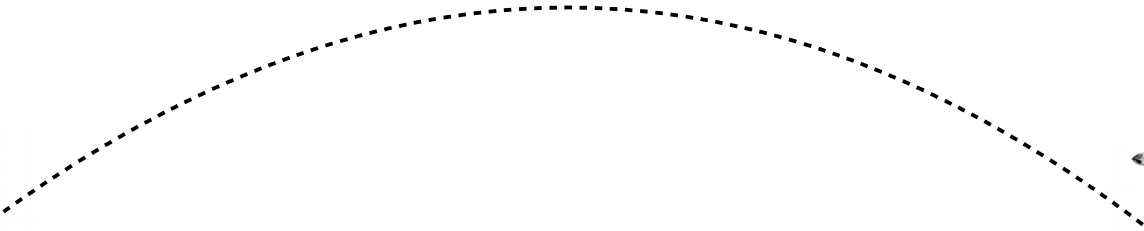
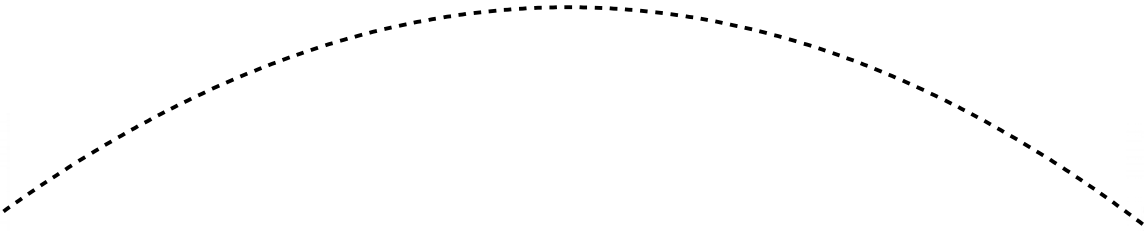
Prewriting Practice



Prewriting Practice



Prewriting Practice





Which One is Different?




Circle the Small Penguins

Look at the pictures and circle the small penguins







Created by Cassie @ 3Dinosaurs.com




Created by Cassie @ 3Dinosaurs.com



Created by Cassie @ 3Dinosaurs.com




Created by Cassie @ 3Dinosaurs.com




Created by Cassie @ 3Dinosaurs.com

Created by Cassie @ 3Dinosaurs.com


Color the Penguin




3Dinosaurs.com




The penguin is pink.




The penguin is red.




The penguin is yellow.




The penguin is
orange.




The penguin is purple.




The penguin is blue.




The penguin is black.




The penguin is **brown**.



The penguin is **green**.



The penguin is **gray**.



The penguin is **white**.


Matching Cards


On the following pages print it out twice. You can cut up both and use as matching cards. Or leave one as is and let child match the cards to the sheet.




9 Piece Puzzle

On the last page for younger children copy this page twice and use one as a template to help them finish the puzzle.






9 Piece Puzzle



For younger children copy this page twice and use one as a template to help them finish the puzzle.

Penguin Matching



Penguin Matching



Penguin Matching



Shape Tracing




circle



square



triangle



rectangle



oval



diamond



pentagon




hexagon



heart


Shape Tracing



circle



square




triangle



rectangle




oval




diamond





pentagon












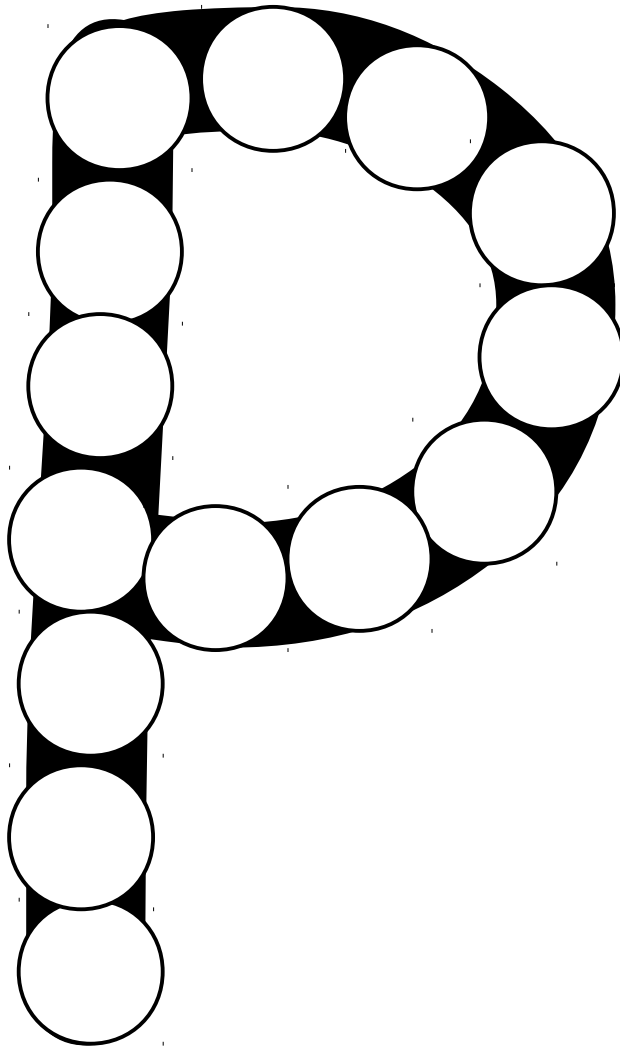
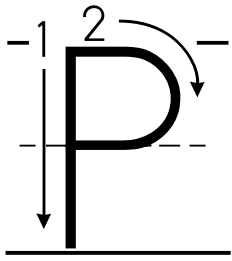
hexagon



heart








penguin

Lacing Card

Print on card stock, laminate, cut out and punch holes on the following pictures to use as lacing card



Created by Cassie @ 3Dinosaurs.com