



Peter, Peter Pumpkin Eater Pack Part 2

Thanks for stopping by and downloading my Peter, Peter Pumpkin Eater Pack. Be sure to download Part 1 & Tot Pack.

These printables are provided *FREE* of charge. Please do share my printables. But please remember that all of my printables are for personal use. You cannot claim these printables or sell them as your own. All the printables and pictures are the property of 3 Dinosaurs.

Please DO

- Download the files to your computers and print them off for personal use.
- Direct people to the blog or site when sharing with others.
- Give proper credit back to 3 Dinosaurs when blogging about our files.

You May Not

- Link directly to the pdf file.
- Alter my files in any way.
- Store them on your website in any format.
- Seek to use these to drive traffic to your site or sell them in any way.
- Print off and sell them to others.

Please remember this is about being Honest.

I reserve the right to change this policy at any time.

Please read the [Terms of Use](#). If you have any questions please let me know.

Thanks!

3Dinosaurs.com



Graphics: Purchased from [Melonheadz Illustrations](#)



Peter, Peter Pumpkin Eater Pack Index

Part 1

3-4 – 3 Part Cards
5 - Which One Is Different
6 - What Comes Next?
7-8 - Prewriting Practice
9 - Matching Cards
10 – Matching Cards
11 - Size Sequencing
12-14 – Writing Pages
15-17 – Trace and Color
18-19 – Cutting practice
20-21 – 4 Piece Puzzles
22 – 10 Piece Puzzle
23 – Pumpkin Color by Size
24 – Wall Cards
25-26 – Beginning Sound Tracing
27 – Trace the Word
28 – Write the Word
29 – Beginning Sounds Clip
30 – Dot the P
31 – Trace the P
32 – Color as you Read
33-34 – Words from Peter Peter
Pumpkin Eater

Part 2

3 – Color the pattern
4 – Fill in the Missing Pattern
5 – Make Rhyming Words
6 – Roll & Cover
7 – Measure Peter
8—10 – Peter Peter Pumpkin Eater Play
mat
11 – Help Suggestions
12 – Finger Puppets


Tot Pack

3-8 - Solid Line Prewriting
9-14 - Dashed Line Prewriting
15 – Which One is Different
16-17 - Color by Size
18-17 – 2 Piece Puzzles
20-22 – Color the Pumpkin book
24 – Matching Cards
25 – 9 Piece Puzzles
26-27 – Shape Tracing
28-30 – Dot the Letter P & W
31-33 – Lacing Cards


Color The Pumpkin Patterns

Color in an AB pattern.


Name: _____




Color in an ABC pattern.



Color in an BCA pattern.













Color in an CCA pattern.



Fill in the missing patterns.

Created by Cassie @ 3Dinosaurs.com



Help Peter & His Wife Make Rhyming Words

Help Peter & his wife find more words that rhyme with the word they have.




1. _____
2. _____
3. _____
4. _____



1. _____
2. _____
3. _____
4. _____




1. _____
2. _____
3. _____
4. _____



1. _____
2. _____
3. _____
4. _____

Pumpkin Roll & Cover



Directions: Take two dice and roll them together. Add up the total and cover the number they add up to.

Measure Peter

Name: _____

Measure Peter using a ruler, paper clips or cubes.

Created by Cassie @ 3Dinosaurs.com



Peter, Peter Pumpkin Eater Play Mat




Created by Cassie @ 3Dinosaurs.com

Peter, Peter Pumpkin Eater Helps



Peter, Peter Pumpkin Eater Helps



Peter, Peter Pumpkin Eater Helps

**You can use these a felt mat pieces
or**

You can use them as a barrier style game and give them suggestions of where to put the pieces on the board. This is a great work for words such as: in, on above, below, right and left. There are many ways you can use this.

Suggestions could be:

- Put Peter on the right or left side of the pumpkin house**
- Put Peter on above or below of the pumpkin**
- Put the wife in the pumpkin**
- Put the wife behind or in front of the pumpkin**

Peter, Peter Pumpkin Eater Finger Puppets

