



# Peter, Peter Pumpkin Eater Tot Pack

Thanks for stopping by and downloading my Peter, Peter Pumpkin Eater Pack. Be sure to download Part 1 & 2 .

These printables are provided *FREE* of charge. Please do share my printables. But please remember that all of my printables are for personal use. You cannot claim these printables or sell them as your own. All the printables and pictures are the property of 3 Dinosaurs.

#### **Please DO**

- Download the files to your computers and print them off for personal use.
- Direct people to the blog or site when sharing with others.
- Give proper credit back to 3 Dinosaurs when blogging about our files.

#### **You May Not**

- Link directly to the pdf file.
- Alter my files in any way.
- Store them on your website in any format.
- Seek to use these to drive traffic to your site or sell them in any way.
- Print off and sell them to others.

Please remember this is about being Honest.

I reserve the right to change this policy at any time.

Please read the [Terms of Use](#). If you have any questions please let me know.



Thanks! [3Dinosaurs.com](http://3Dinosaurs.com)

Graphics: Purchased from [Melonheadz Illustrations](http://Melonheadz Illustrations)



# Peter Peter Pumpkin Eater Pack Index

## Part 1

3-4 – 3 Part Cards  
5 - Which One Is Different  
6 - What Comes Next?  
7-8 - Prewriting Practice  
9 - Matching Cards  
10 – Matching Cards  
11 - Size Sequencing  
12-14 – Writing Pages  
15-17 – Trace and Color  
18-19 – Cutting practice  
20-21 – 4 Piece Puzzles  
22 – 10 Piece Puzzle  
23 – Pumpkin Color by Size  
24 – Wall Cards  
25-26 – Beginning Sound Tracing  
27 – Trace the Word  
28 – Write the Word  
29 – Beginning Sounds Clip  
30 – Dot the P  
31 – Trace the P  
32 – Color as you Read  
33-34 – Words from Poem

## Part 2

3 – Color the pattern  
4 – Fill in the Missing Pattern  
5 – Make Rhyming Words  
6 – Roll & Cover  
7 – Measure Peter  
8—10 – Peter Peter Pumpkin Eater Play mat  
11 – Help Suggestions  
12 – Finger Puppets

## Tot Pack

3-8 - Solid Line Prewriting  
9-14 - Dashed Line Prewriting  
15 – Which One is Different  
16-17 - Color by Size  
18-17 – 2 Piece Puzzles  
20-22 – Color the Pumpkin book  
24 – Matching Cards  
25 – 9 Piece Puzzles  
26-27 – Shape Tracing  
28-30 – Dot the Letter P & W  
31-33 – Lacing Cards

t

# Prewriting Practice



# Prewriting Practice



# Prewriting Practice



# Prewriting Practice



# Prewriting Practice



# Prewriting Practice





# Prewriting Practice



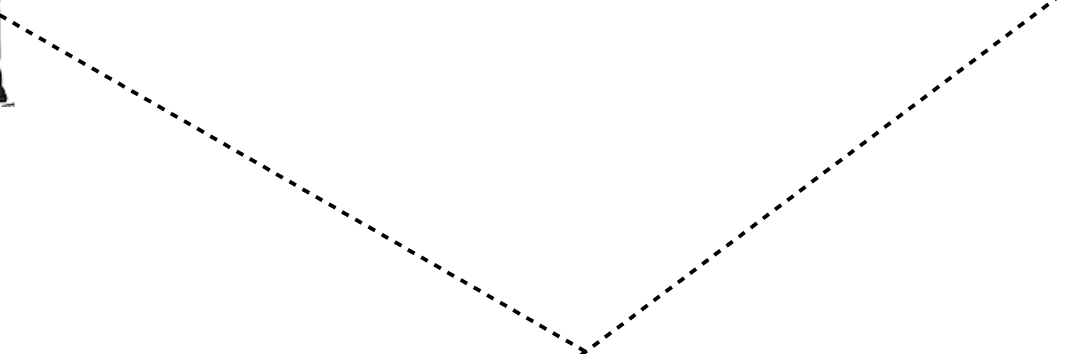
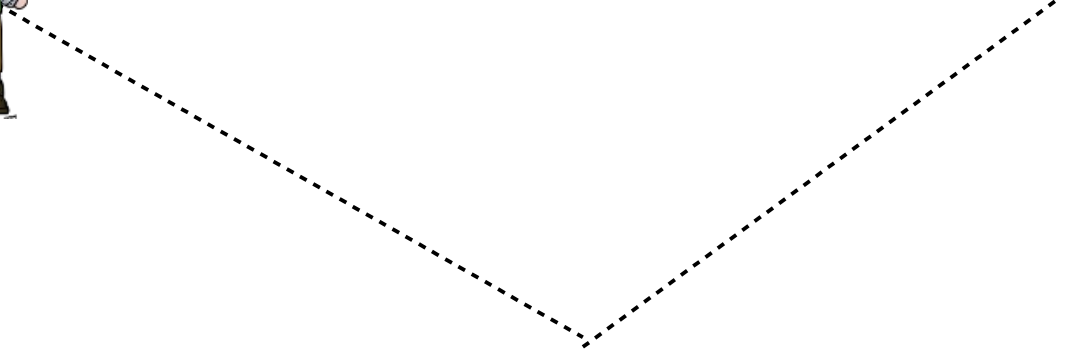
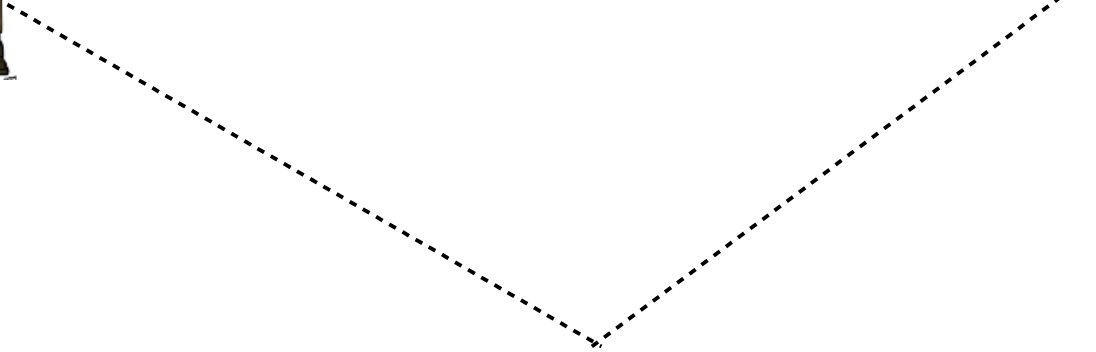
# Prewriting Practice



# Prewriting Practice



# Prewriting Practice




# Prewriting Practice



# Prewriting Practice




# Which One is Different?



# Color the Small Peters


Look at the pictures and color all the small Peters.





# Color all the Large Peter's Wife


Look at the pictures and color all of the large Peter's Wife.




Created by Cassie @ 3Dinosaurs.com



Created by Cassie @ 3Dinosaurs.com



Created by Cassie @ 3Dinosaurs.com



*Created by Cassie @ 3Dinosaurs.com*

*Created by Cassie @ 3Dinosaurs.com*

# Color Peter, Peter's Pumpkin



3Dinosaurs.com



Peter, Peter's pumpkin  
is pink.



Peter, Peter's pumpkin  
is red.



Peter, Peter's pumpkin  
is yellow.

Created by Cassie @ 3Dinosaurs.com



Peter, Peter's pumpkin  
is orange.



Peter, Peter's pumpkin  
is purple.



Peter, Peter's pumpkin  
is blue.



Peter, Peter's pumpkin  
is black.



Peter, Peter's pumpkin  
is brown.



Peter, Peter's pumpkin  
is green.



Peter, Peter's pumpkin  
is gray.




Peter, Peter's pumpkin  
is white.



# Matching Cards



On the following pages print it out once. You can cut up both and use as matching cards. Or leave one as is and let child match the cards to the sheet.



## 9 Piece Puzzle


On the last page for younger children copy this page twice and use one as a template to help them finish the puzzle.







# 9 Piece Puzzle



For younger children copy this page twice and use one as a template to help them finish the puzzle.

# Shape Tracing



circle



square



triangle




rectangle



oval



diamond



pentagon



hexagon



heart


# Shape Tracing



circle



square




triangle




rectangle



oval




diamond



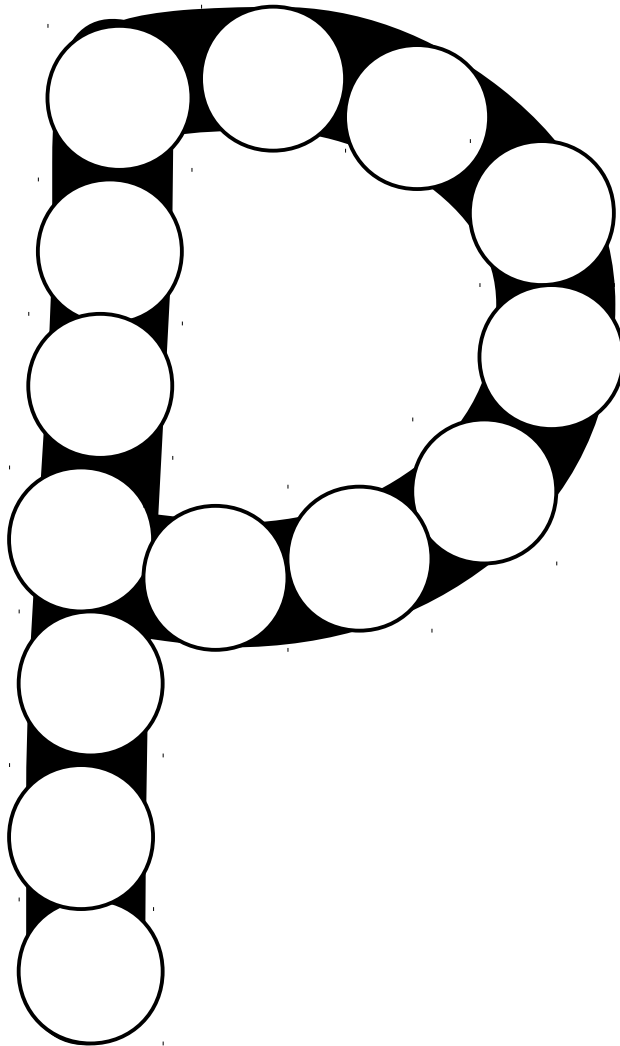
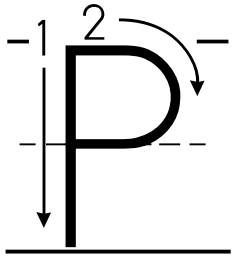
pentagon



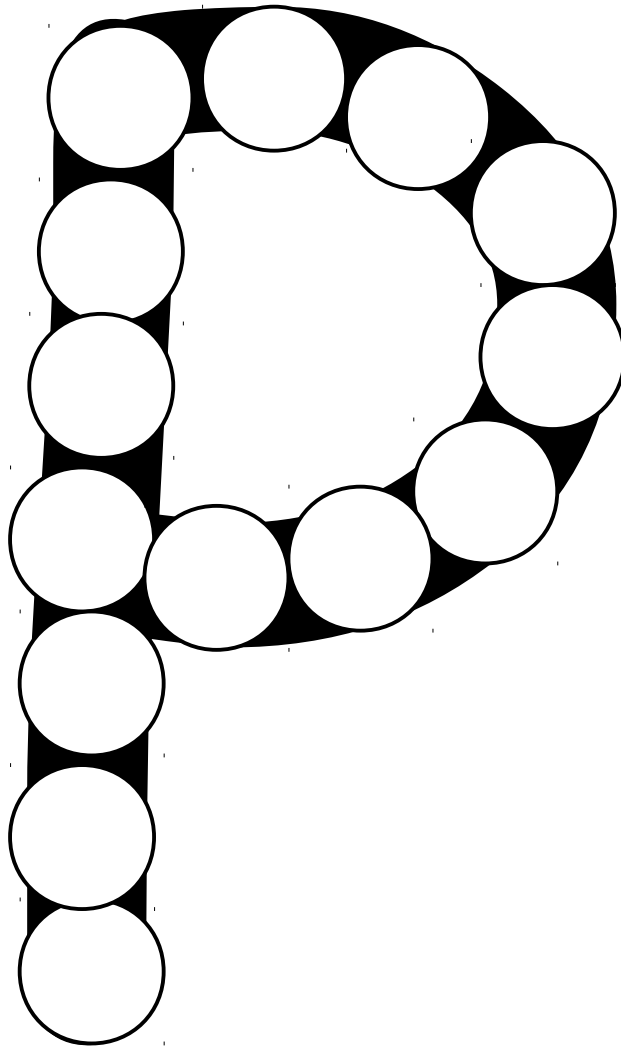
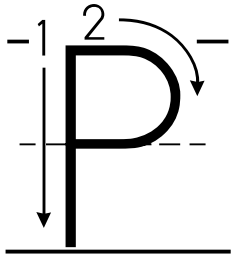
hexagon



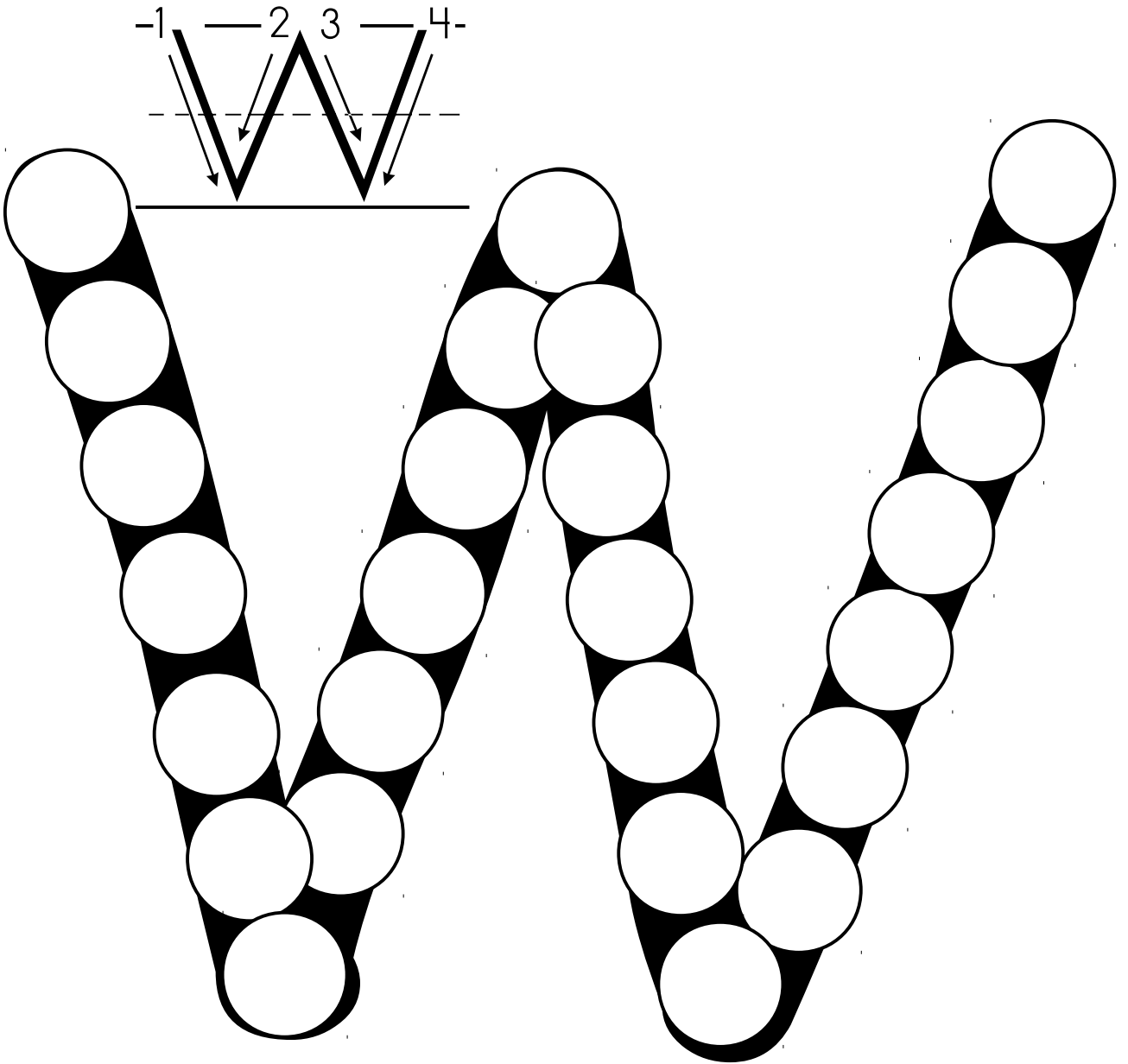
heart



Peter



p u m p k i n



w i f e


# Lacing Cards

Print on card stock, laminate,  
cut out and punch holes  
on the following pictures  
to use as lacing cards



Created by Cassie @ [3Dinosaurs.com](http://3Dinosaurs.com)

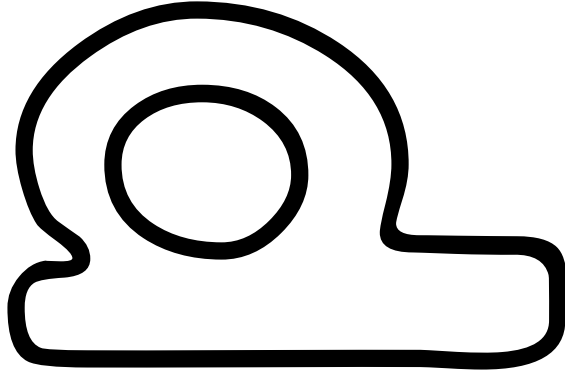

# Lacing Cards







# Lacing Cards





penguins



polar bears

