



Pete the Cat Pack Part 2

Thanks for stopping by and downloading my Pete the Cat. Be sure to download Part 1, 3 & Tot Pack.

[Web Site](#)
[Facebook](#)
[Twitter](#)
[RSS](#)
[Google +](#)

If you would like to share this file please link directly to the web page or Blog and not to the pdf file.

This pack was made to be used with your toddler or preschooler. This is for your own personal use. Please don't sell or host these files anywhere.

Please read the [Terms of Use](#). If you have any questions please let me know.

Thanks! 3Dinosaurs.com



Graphics: [School Supplies](#) Purchased

From [Scrappin Doodles](#);

Pete the Cat Inspired by [Melonheadz Illustrating](#)






C

P

T



H

I

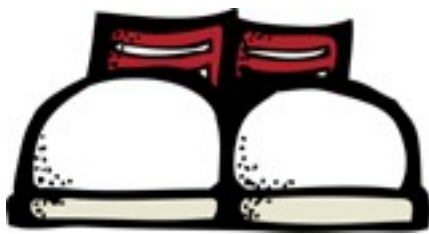
W



S

R

B



D

E

R



B

R

Y



L

B

E



D

M

B



W

B

N



N

B

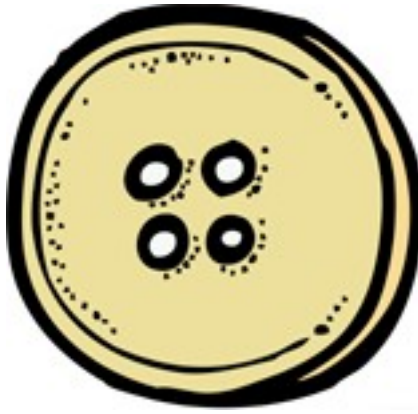
R



B

L


E



W

Y

L



E

R

G



T

K

S



L

B


Y



H

S

L



S

B


G



D

G

P



L


C

N

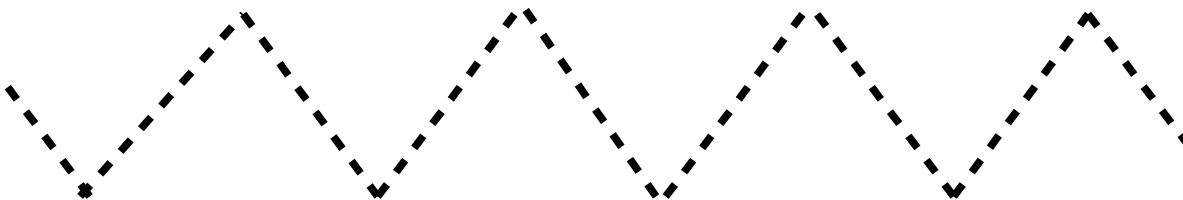

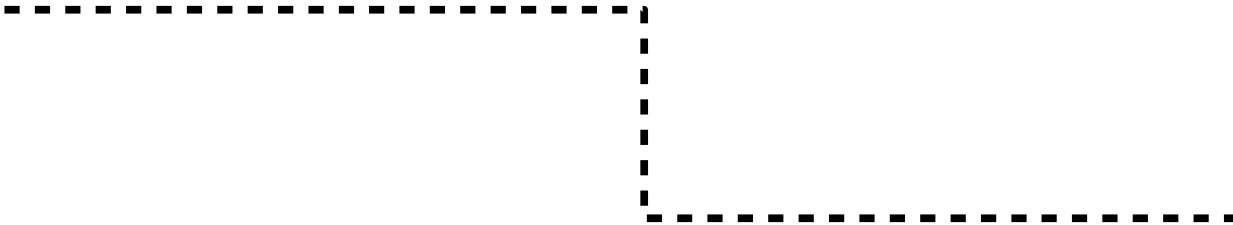
Shoes

Buttons


Cut out the items below and sort them.




Cutting Practice



Size Sequencing





♥ NG12

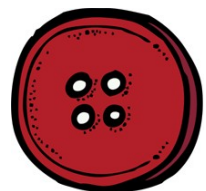

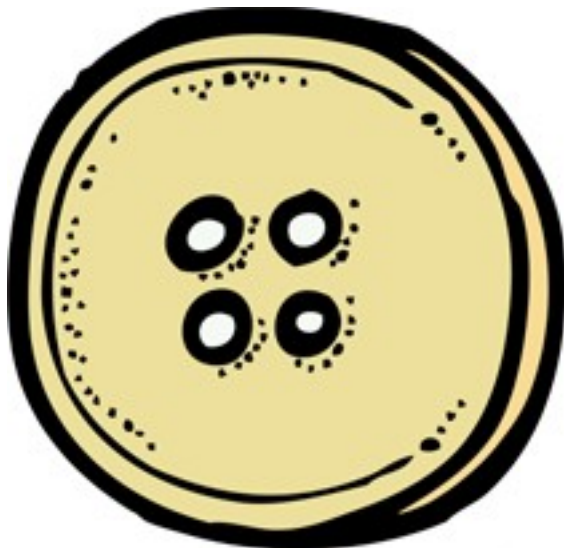
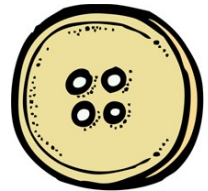
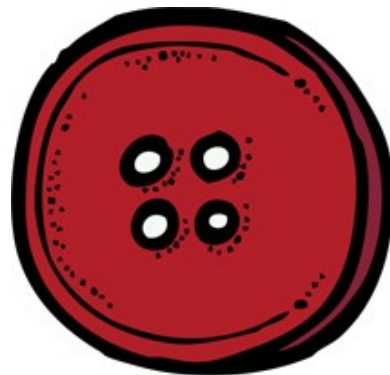
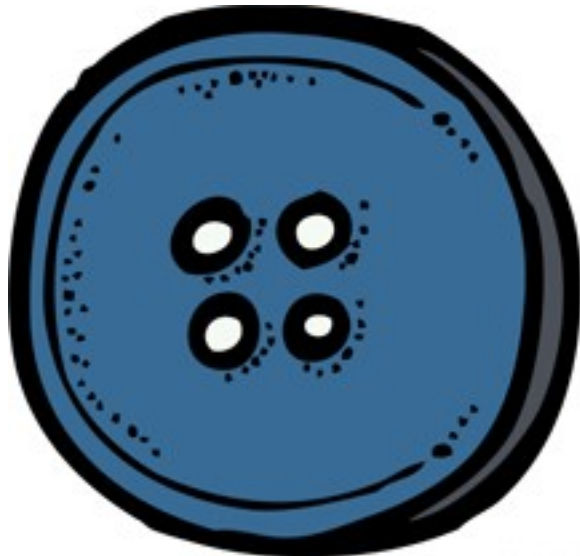
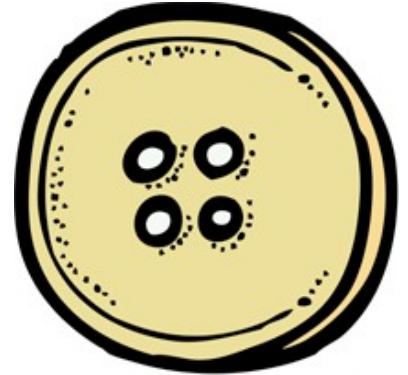
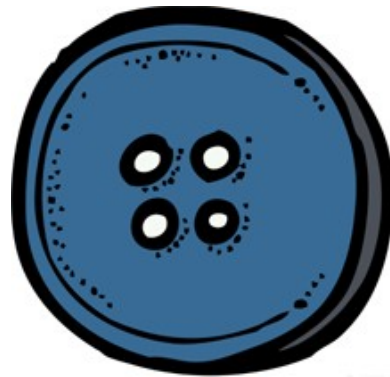
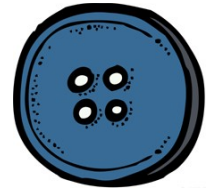
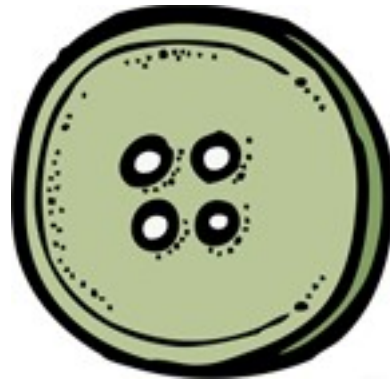



♥ NG12

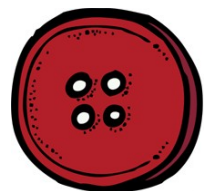
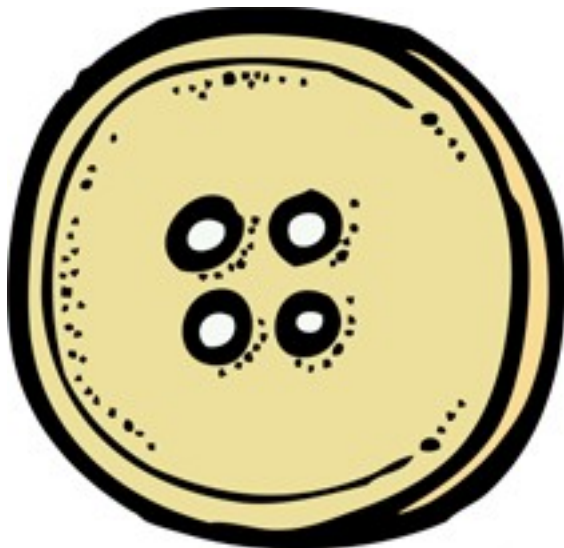
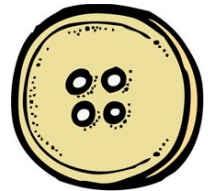
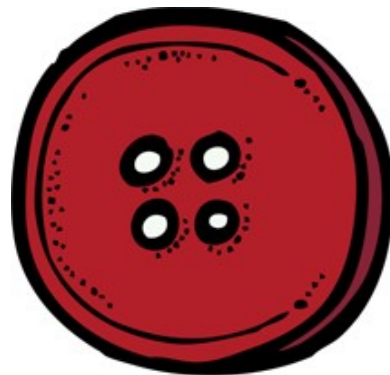
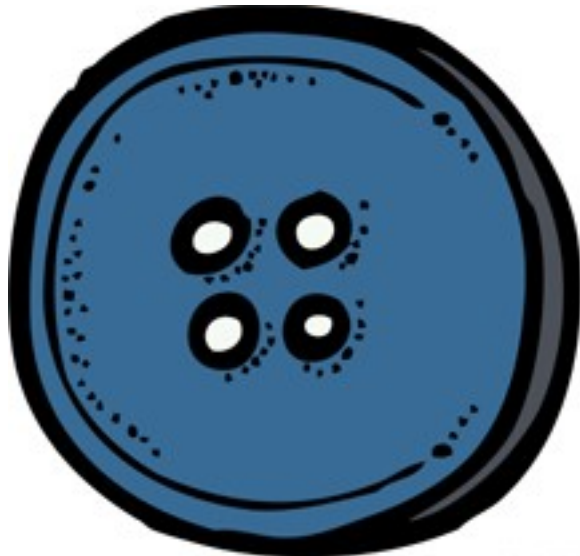
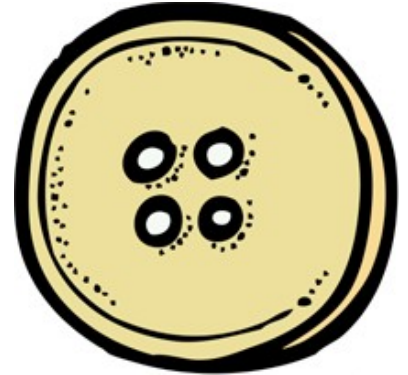
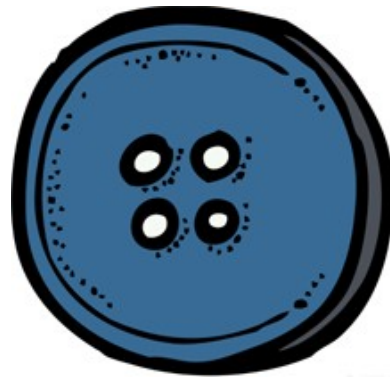
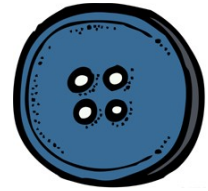
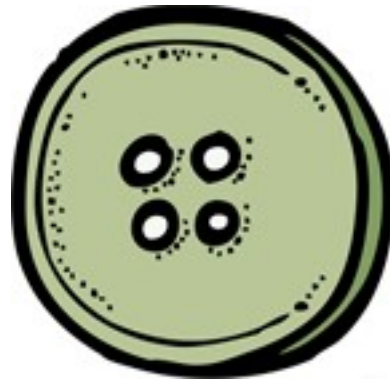

Size Sequencing



Size Sorting



Size Sorting



Small

Medium

Large



Pete the cat



white shoes



strawberry



red shoes



blueberry



blue shoes



mud



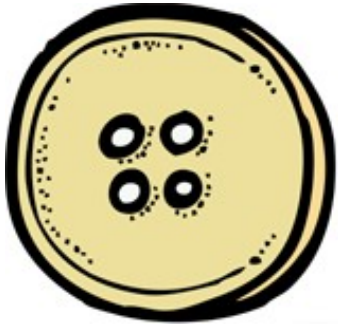
brown shoes




red button



blue button



yellow button



green button




skateboard



library




school



bus



playground



lunchroom



p p p p p p p



w w w w w w



s s s s s s s



r r r r r r r



b b b b b b b



b b b b b b b



m m m m m m m



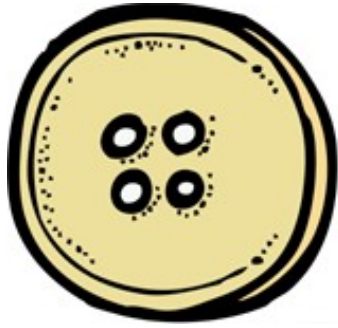
b b b b b b b




r r r r r r r r




b b b b b b b



y y y y y y y



g g g g g g g




s s s s s s s



l l l l l l l l l l



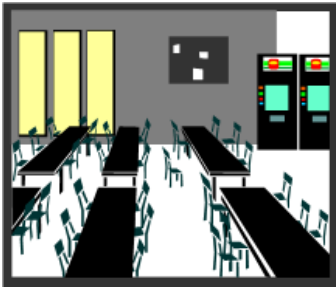
s s s s s s s



b b b b b b b



p p p p p p p



l l l l l l l l l l



Pete the cat



white shoes



strawberry




red shoes



blueberry



blue shoes



mud



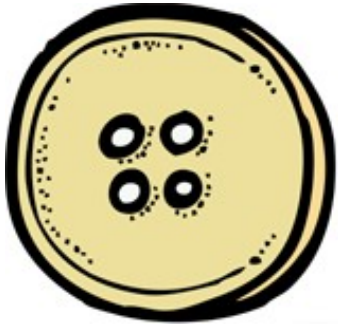
brown shoes




red button




blue button



yellow button



green button




skateboard



library



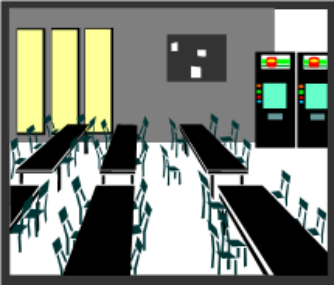
school



bus



playground



lunchroom



Handwriting practice lines for the first row, consisting of a solid top line, a dashed middle line, and a solid bottom line.



Handwriting practice lines for the second row, consisting of a solid top line, a dashed middle line, and a solid bottom line.



Handwriting practice lines for the third row, consisting of a solid top line, a dashed middle line, and a solid bottom line.




Handwriting practice lines for the fourth row, consisting of a solid top line, a dashed middle line, and a solid bottom line.



Handwriting practice lines for the fifth row, consisting of a solid top line, a dashed middle line, and a solid bottom line.



Handwriting practice lines consisting of a solid top line, a dashed middle line, and a solid bottom line.



Handwriting practice lines consisting of a solid top line, a dashed middle line, and a solid bottom line.



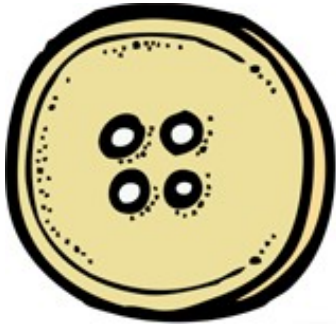
Handwriting practice lines consisting of a solid top line, a dashed middle line, and a solid bottom line.





Handwriting practice lines consisting of a solid top line, a dashed middle line, and a solid bottom line.



Handwriting practice lines consisting of a solid top line, a dashed middle line, and a solid bottom line.






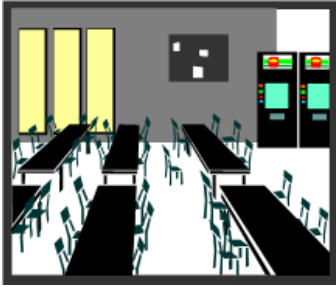













Pp

Pp is for
Pete the cat.




♥ NG12

Created by Cassie @ 3Dinosaurs.com

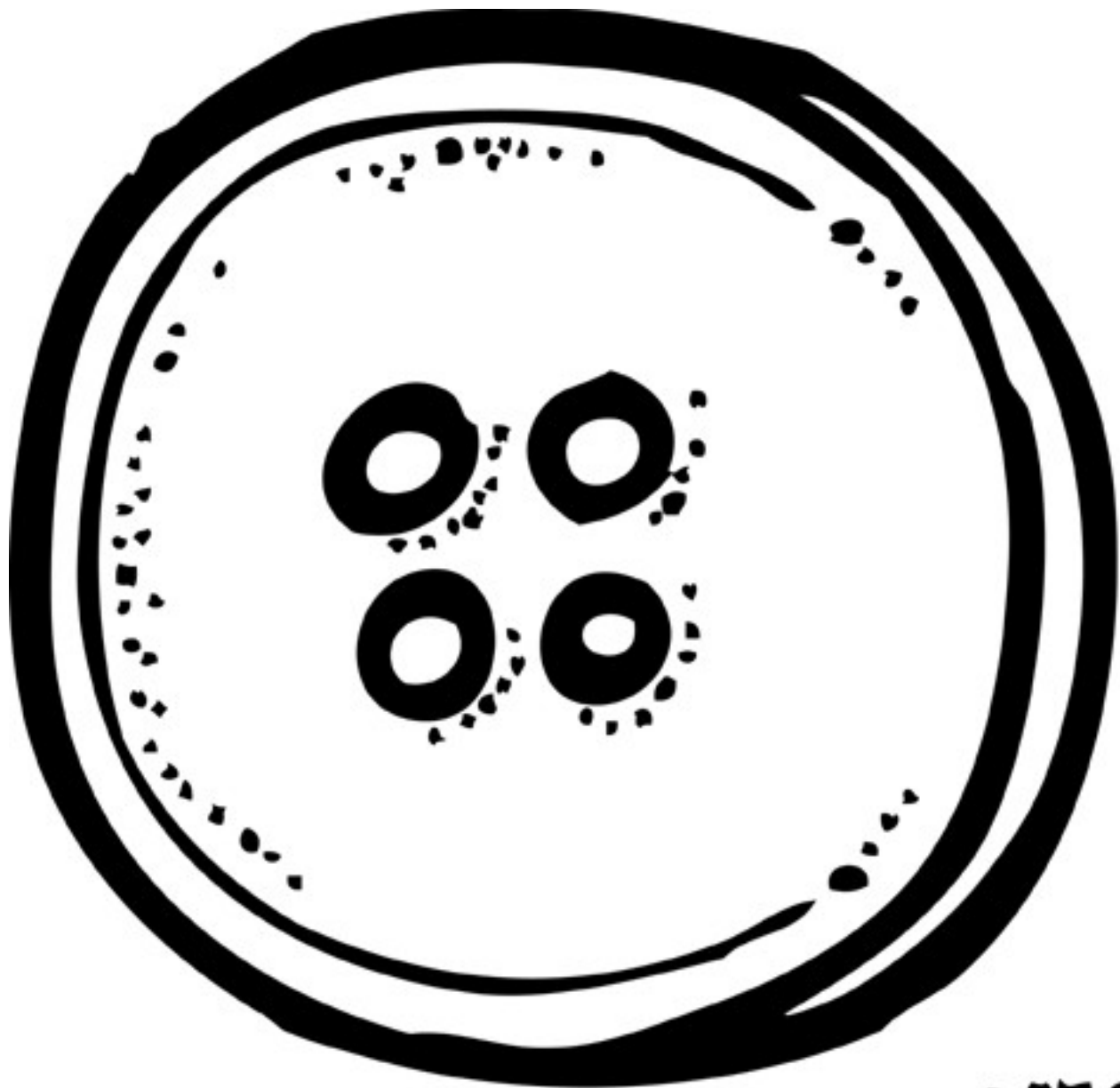
Ss

Ss is for
shoes.



Bb

Bb is for
button.





+



=



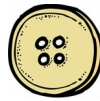
+



=




+



=




+



=



+



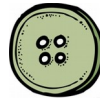
=



+

=

+



=




+

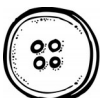
=




+



=



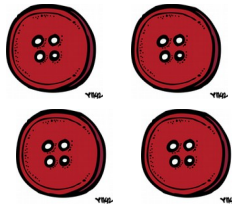
+




=




+



=



+



=




+



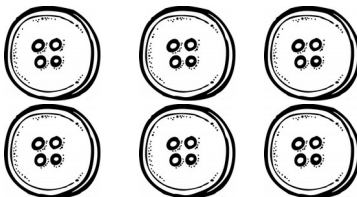
=



+



=



+




=



+



=




+

=




+

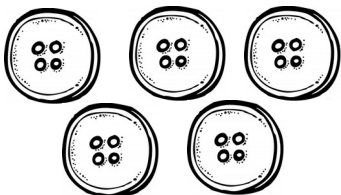


=

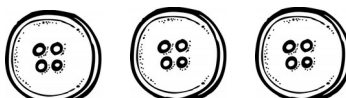
+



=



+



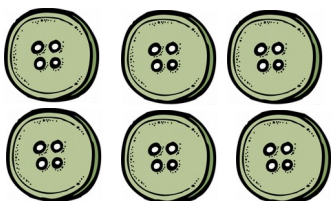
=



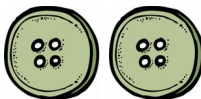
-



=



-



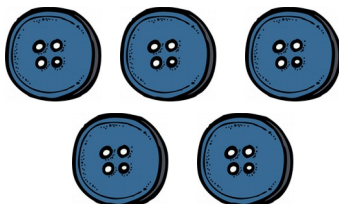
=



-



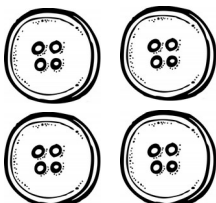
=



-



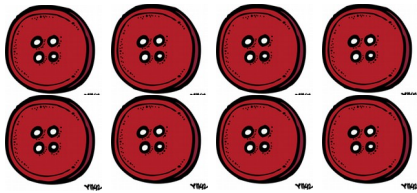
=



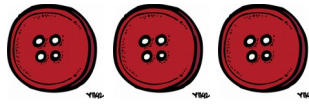
-



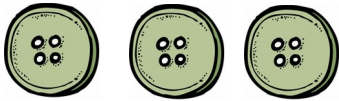
=




-



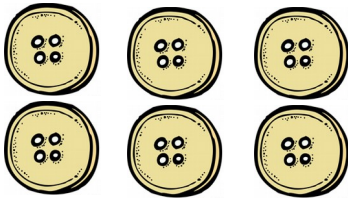
=



-



=



-



=

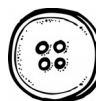


-

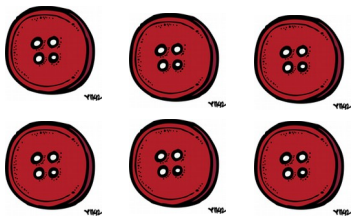
=



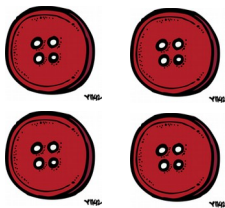
-



=



-



=



-




=




-



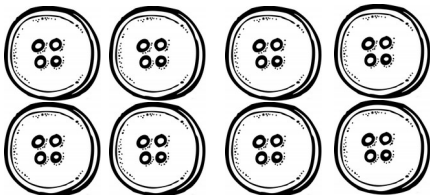
=




-



=

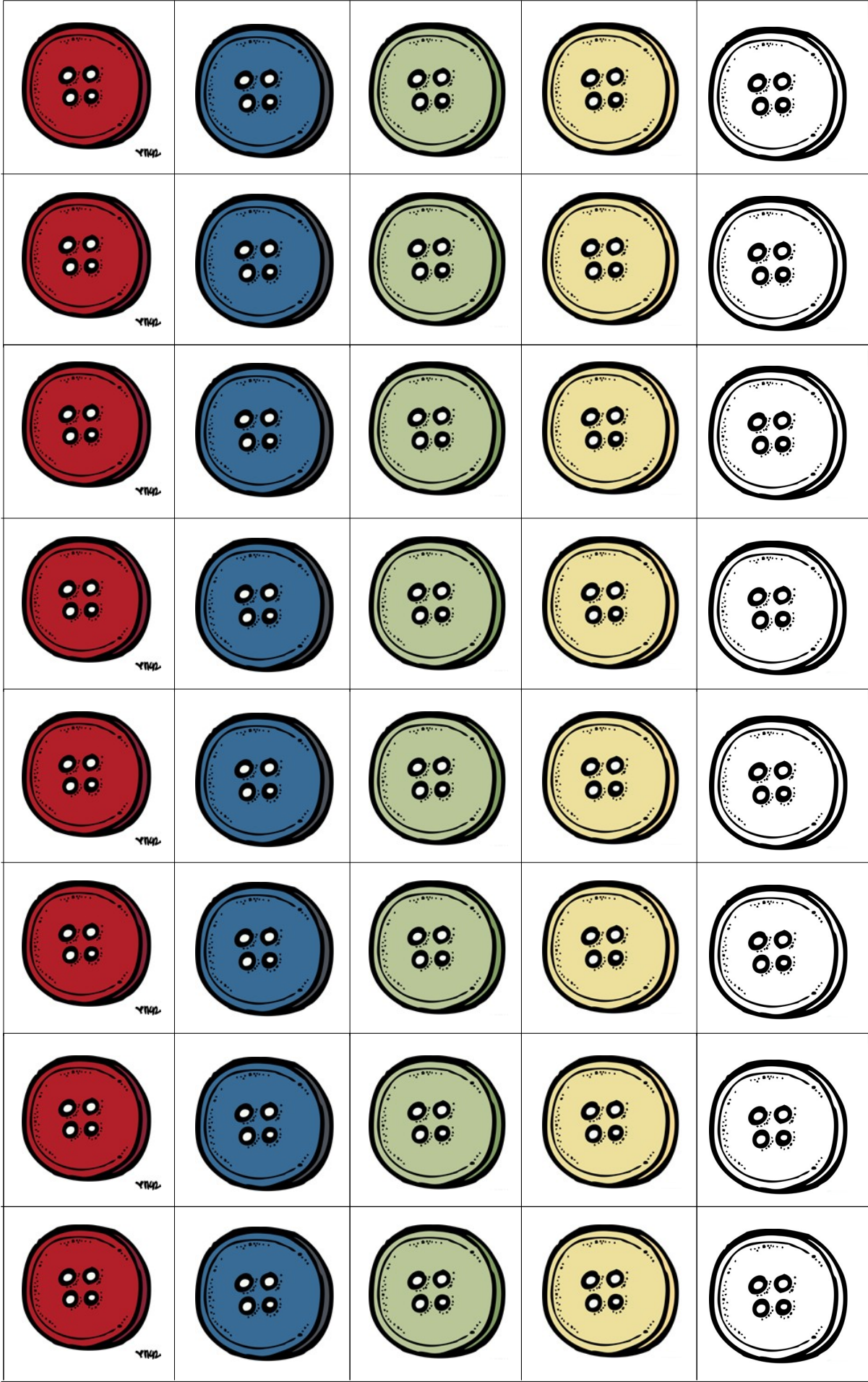


-




=

0	=	>	<	
1	2	3	4	5
6	7	8	9	10
1	2	3	4	5
6	7	8	9	10
11	12	13	14	15
16	17	18	19	20




Add the Buttons




+

=

Subtract the Buttons



Greater Than/ Less Than



Count the Buttons

