



PIONEER TOT PACK

Thanks for stopping by and downloading my Pioneer Pack. Be sure to download Part 1, 2, 3 & 4.

These printables are provided *FREE* of charge. Please do share my printables. But please remember that all of my printables are for personal use. You cannot claim these printables or sell them as your own. All the printables and pictures are the property of 3 Dinosaurs.

Please DO

- Download the files to your computers and print them off for personal use.
- Direct people to the blog or site when sharing with others.
- Give proper credit back to 3 Dinosaurs when blogging about our files.

You May Not

- Link directly to the pdf file.
- Alter my files in any way.
- Store them on your website in any format.
- Seek to use these to drive traffic to your site or sell them in any way.
- Print off and sell them to others.

Please remember this is about being Honest.

I reserve the right to change this policy at any time.

Please read the [Terms of Use](#). If you have any questions please let me know.



Thanks! 3Dinosaurs.com

Graphics: Purchased from [Melonheadz Illustrations](#)



Pioneer Pack Index

Part 1

3-4 – 3 Part Cards
 5 - Which One Is Different
 6 - What Comes Next?
 7-8 - Prewriting Practice
 9 – Pattern Cards
 10-11 – Matching Cards
 12-15 – 4 Piece Puzzles
 16-19 - 10 Piece Puzzles (1-10, 11-20, Skip Counting by 2 & 5)
 20-23 – Clip * Count Cards 1-15
 24 – Find the Letter P
 25-26 – Trace the Letter P (Print & Cursive)
 27-28 - Count & Graph
 29-30 – Size Sequencing
 31-32 – Size Sorting

Part 2

3 – Beginning Sound
 4-7 – Pocket Wall Cards (Print & Cursive)
 8-15 – Trace Beginning Sounds (Print & Cursive)
 16-19 – Trace the word (Print & Cursive)
 20-21 – Write the Word
 22-30 = Write a Sentence about the Word
 31-39 – Trace & Color

Part 4

3 – Color the Pattern
 4 – Fill in the Missing Pattern
 5-6 – Small Book with Pioneer Words
 7-8 – Make Rhyming Words (CVC & CVCC)
 9 – Fill in the Missing Number Addition & Subtraction
 10 – Fill in the Missing Numbers Multiplication & Division
 11-13 – Roll & Cover (Counting, Addition, & Multiplication)
 14-15 – Beginning Sound word writing

Part 3

3 – Color by Size
 4 – Count & Color
 5-6 – Math Matching (Addition & Subtraction)
 7 – Addition Pack
 8-13 – Hands on Math pages (Addition, Subtraction, Greater Than/Less Than, Counting)
 14-15- Multiplication & Division Word Math Problems
 16 – Addition and Subtraction Word Problems
 17 – Fill in the Missing Numbers
 18 – Fill in the Missing Numbers (1-100)
 19 – Coloring Even & odd
 20-23 – Describe the Pioneer items

Tot Pack

3-8 - Solid Line Prewriting
 9-14 - Dashed Line Prewriting
 15-16 – Which One is Different
 17-18 – 2 piece puzzles
 19-21 – Color the wagon
 23 – Matching Cards
 24 – 9 Piece Puzzles
 25-26 – Pioneer Matching
 27-28 – Roll & Count
 29-30 – Shape Tracing
 31 – Dot the W




Prewriting Practice



Prewriting Practice



Prewriting Practice



Prewriting Practice



Prewriting Practice



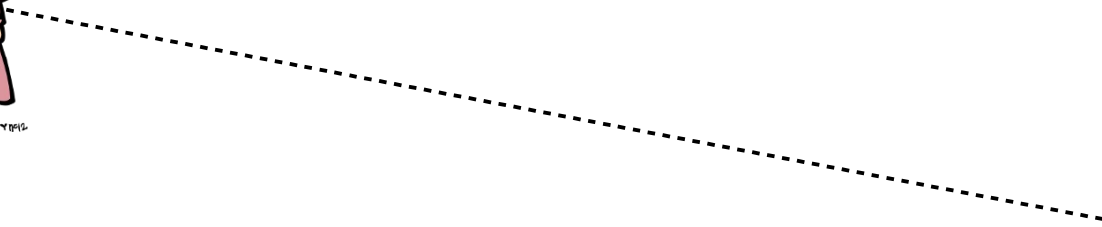
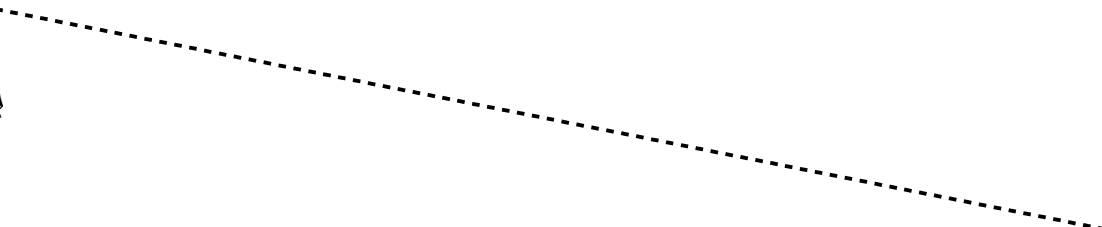
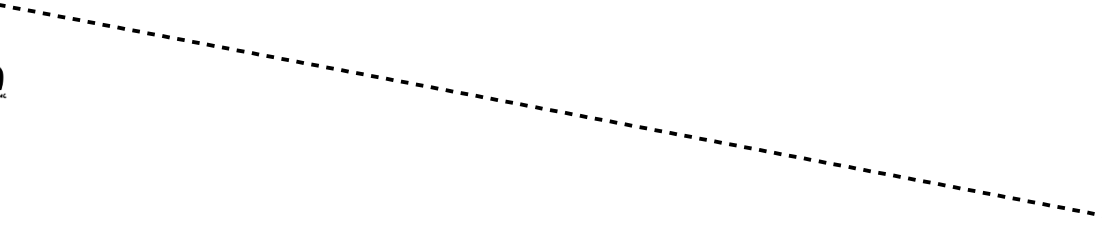
Prewriting Practice



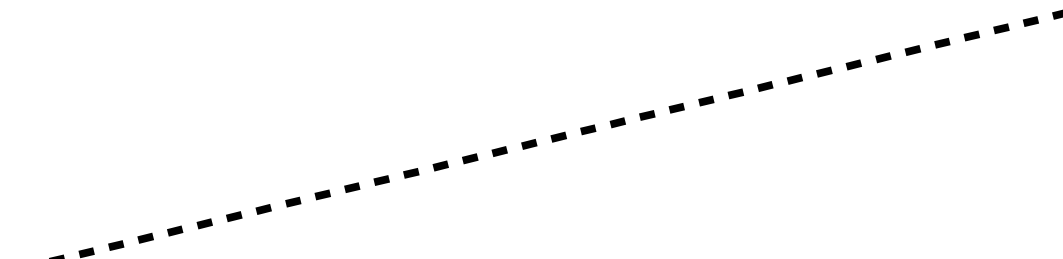
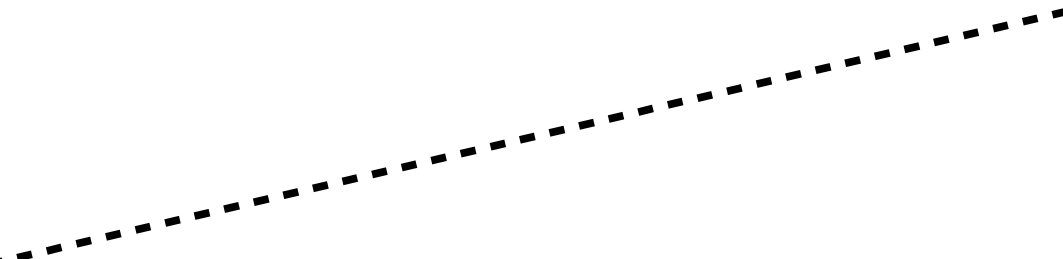
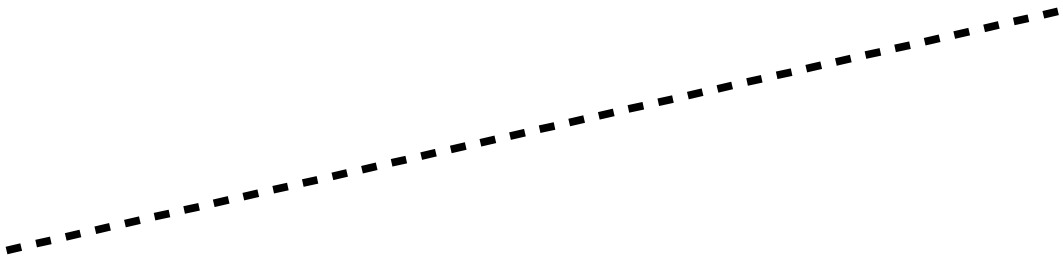
Prewriting Practice



Prewriting Practice



Prewriting Practice



Prewriting Practice



Prewriting Practice



Prewriting Practice



Which One is Different?



Which One is Different?



mar



mar



mar



mar




mar



mar







NC




Created by Cassie @ 3Dinosaurs.com




YH12



Created by Cassie @ 3Dinosaurs.com



Created by Cassie @ 3Dinosaurs.com




♥ncl2

Created by Cassie @ 3Dinosaurs.com


Color the Wagon




3Dinosaurs.com




The wagon is pink.




The wagon is red.




The wagon is yellow.




The wagon is orange.




The wagon is purple.




The wagon is blue.




The wagon is black.




The wagon is brown.



The wagon is green.



The wagon is gray.



The wagon is white.

Matching Cards


On the following pages print it out twice. You can cut up both and use as matching cards.


Or leave one as is and let child match the cards to the sheet.



9 Piece Puzzle

On the last page for younger children copy this page twice and use one as a template to help them finish the puzzle.






Pioneers




9 Piece Puzzle



For younger children copy this page twice and use one as a template to help them finish the puzzle.


Pioneer Matching









Pioneer Matching




Cut out and fold to make a dice.



Roll and Count Pioneer

5						
4						
3						
2						
1						
						


Shape Tracing



circle




square



triangle




rectangle



oval



diamond



pentagon




hexagon



heart


Shape Tracing



circle



square




triangle



rectangle



oval



diamond



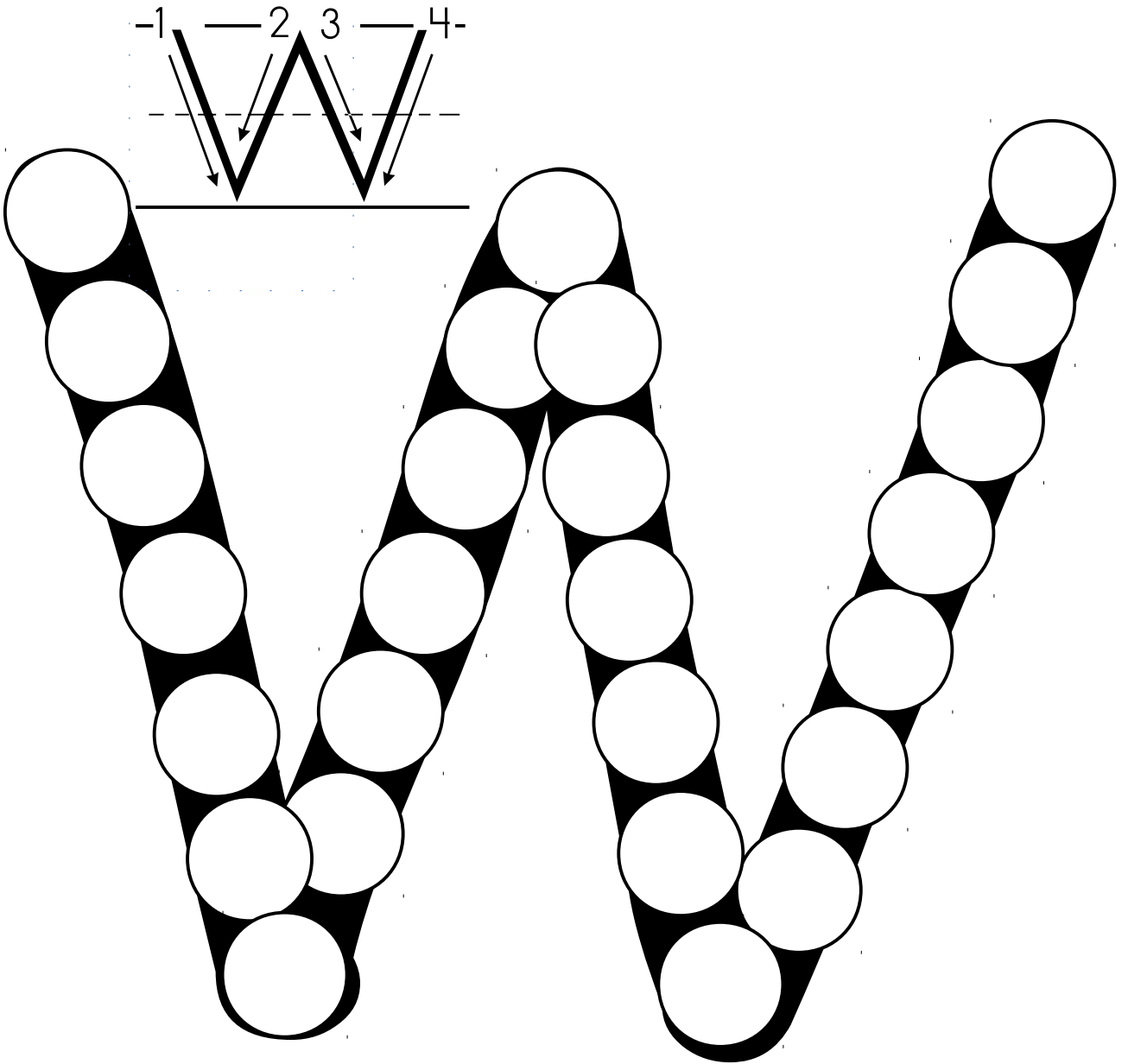
pentagon



hexagon



heart



w a g o n