



PIONEER PACK PART 3

Thanks for stopping by and downloading my Pioneer Pack. Be sure to download Part 1, 2, 4 & Tot Pack.

These printables are provided *FREE* of charge. Please do share my printables. But please remember that all of my printables are for personal use. You cannot claim these printables or sell them as your own. All the printables and pictures are the property of 3 Dinosaurs.

Please DO

- Download the files to your computers and print them off for personal use.
- Direct people to the blog or site when sharing with others.
- Give proper credit back to 3 Dinosaurs when blogging about our files.

You May Not

- Link directly to the pdf file.
- Alter my files in any way.
- Store them on your website in any format.
- Seek to use these to drive traffic to your site or sell them in any way.
- Print off and sell them to others.

Please remember this is about being Honest.

I reserve the right to change this policy at any time.

Please read the [Terms of Use](#). If you have any questions please let me know.



Thanks! 3Dinosaurs.com

Graphics: Purchased from [Melonheadz Illustrations](#)



Pioneer Pack Index

Part 1

3-4 – 3 Part Cards
5 - Which One Is Different
6 - What Comes Next?
7-8 - Prewriting Practice
9 – Pattern Cards
10-11 – Matching Cards
12-15 – 4 Piece Puzzles
16-19 - 10 Piece Puzzles (1-10, 11-20, Skip Counting by 2 & 5)
20-23 – Clip * Count Cards 1-15
24 – Find the Letter P
25-26 – Trace the Letter P (Print & Cursive)
27-28 - Count & Graph
29-30 – Size Sequencing
31-32 – Size Sorting

Part 2

3 – Beginning Sound
4-7 – Pocket Wall Cards (Print & Cursive)
8-15 – Trace Beginning Sounds (Print & Cursive)
16-19 – Trace the word (Print & Cursive)
20-21 – Write the Word
22-30 = Write a Sentence about the Word
31-39 – Trace & Color

Part 4

3 – Color the Pattern
4 – Fill in the Missing Pattern
5-6 – Small Book with Pioneer Words
7-8 – Make Rhyming Words (CVC & CVCC)
9 – Fill in the Missing Number Addition & Subtraction
10 – Fill in the Missing Numbers Multiplication & Division
11-13 – Roll & Cover (Counting, Addition, & Multiplication)
14-15 – Beginning Sound word writing

Part 3

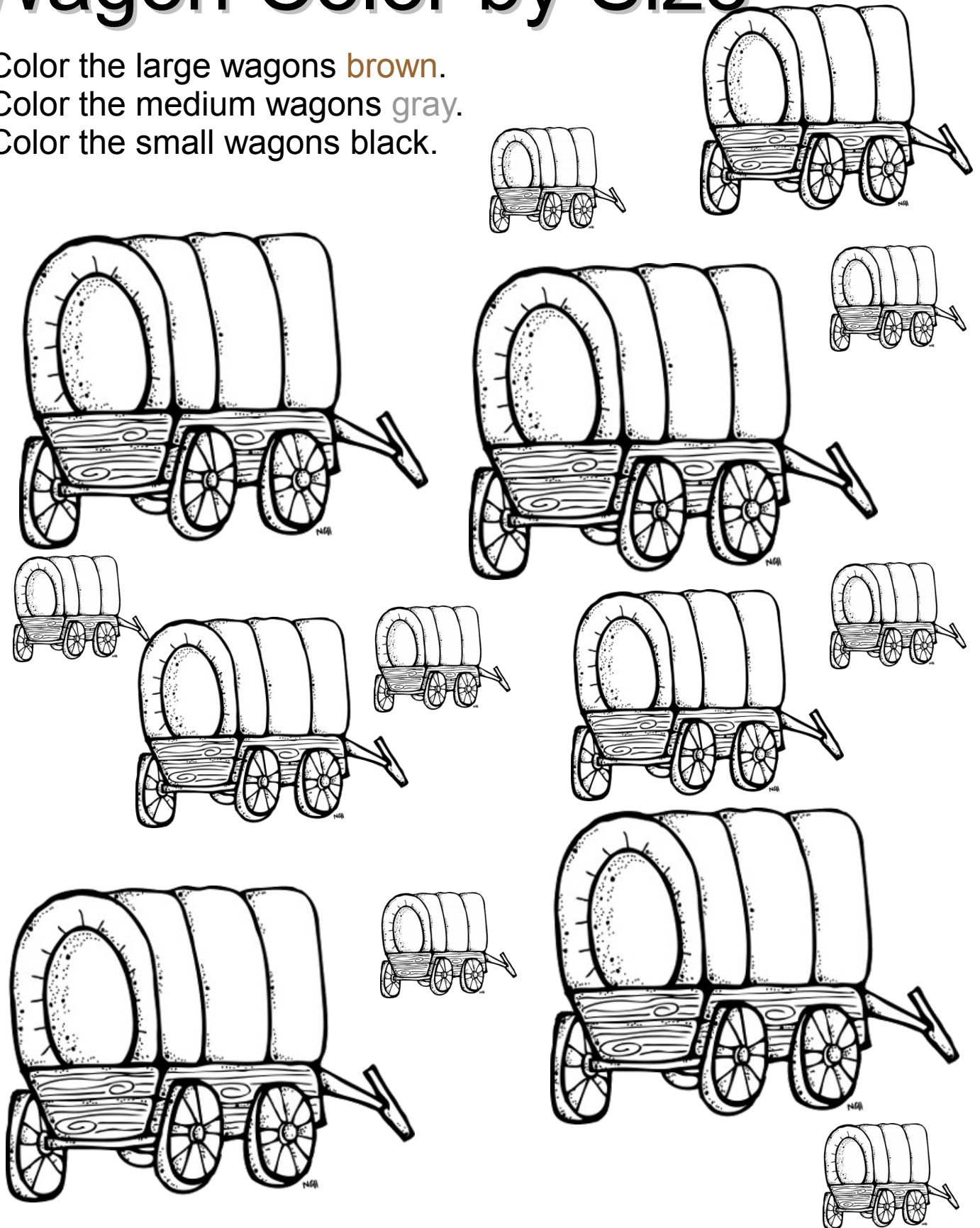
3 – Color by Size
4 – Count & Color
5-6 – Math Matching (Addition & Subtraction)
7 – Addition Pack
8-13 – Hands on Math pages (Addition, Subtraction, Greater Than/Less Than, Counting)
14-15- Multiplication & Division Word Math Problems
16 – Addition and Subtraction Word Problems
17 – Fill in the Missing Numbers
18 – Fill in the Missing Numbers (1-100)
19 – Coloring Even & odd
20-23 – Describe the Pioneer items

Tot Pack

3-8 - Solid Line Prewriting
9-14 - Dashed Line Prewriting
15-16 – Which One is Different
17-18 – 2 piece puzzles
19-21 – Color the wagon
23 – Matching Cards
24 – 9 Piece Puzzles
25-26 – Pioneer Matching
27-28 – Roll & Count
29-30 – Shape Tracing
31 – Dot the W

Wagon Color by Size

Color the large wagons **brown**.
Color the medium wagons **gray**.
Color the small wagons **black**.




Color 5 wagons **yellow**.




Color 2 wagons **red**.




Color 3 wagons **gray**.



Color 4 wagons **green**.



Color 1 wagon **brown**.





Math Matching



$8 - 2 = \underline{\quad}$

3

$8 - 5 = \underline{\quad}$

6

$7 - 3 = \underline{\quad}$

5

$9 - 9 = \underline{\quad}$

1

$6 - 1 = \underline{\quad}$

0

$8 - 7 = \underline{\quad}$

4



Math Matching



$4 + 2 = \underline{\quad}$

11

$8 + 3 = \underline{\quad}$

8

$3 + 5 = \underline{\quad}$

10

$5 + 2 = \underline{\quad}$


9

$9 + 1 = \underline{\quad}$


6

$7 + 2 = \underline{\quad}$

7



+



=



+



=



+



=



+



=




+

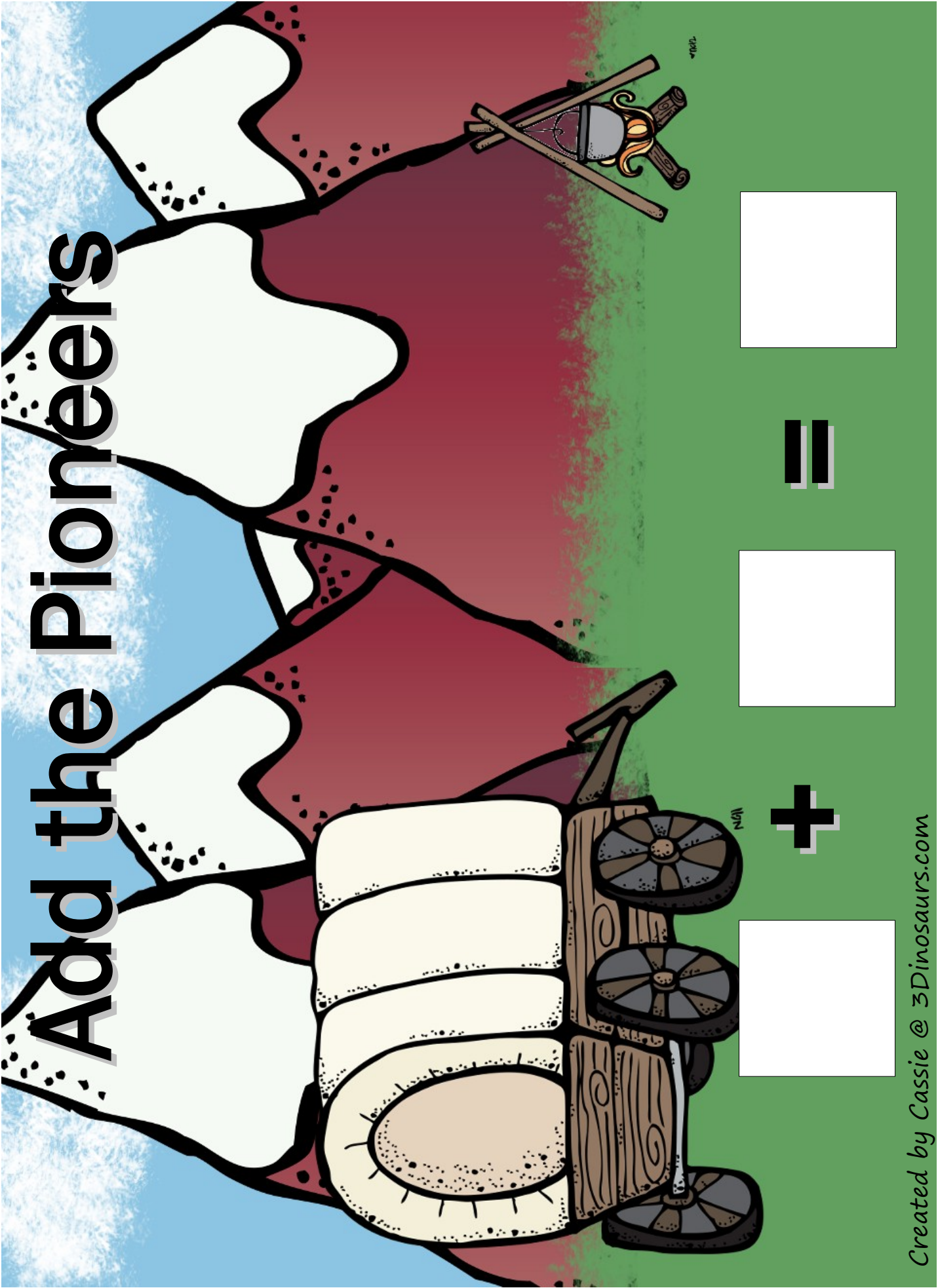


=

0	=	>	<	
1	2	3	4	5
6	7	8	9	10
1	2	3	4	5
6	7	8	9	10
11	12	13	14	15
16	17	18	19	20




Add the Pioneers



=

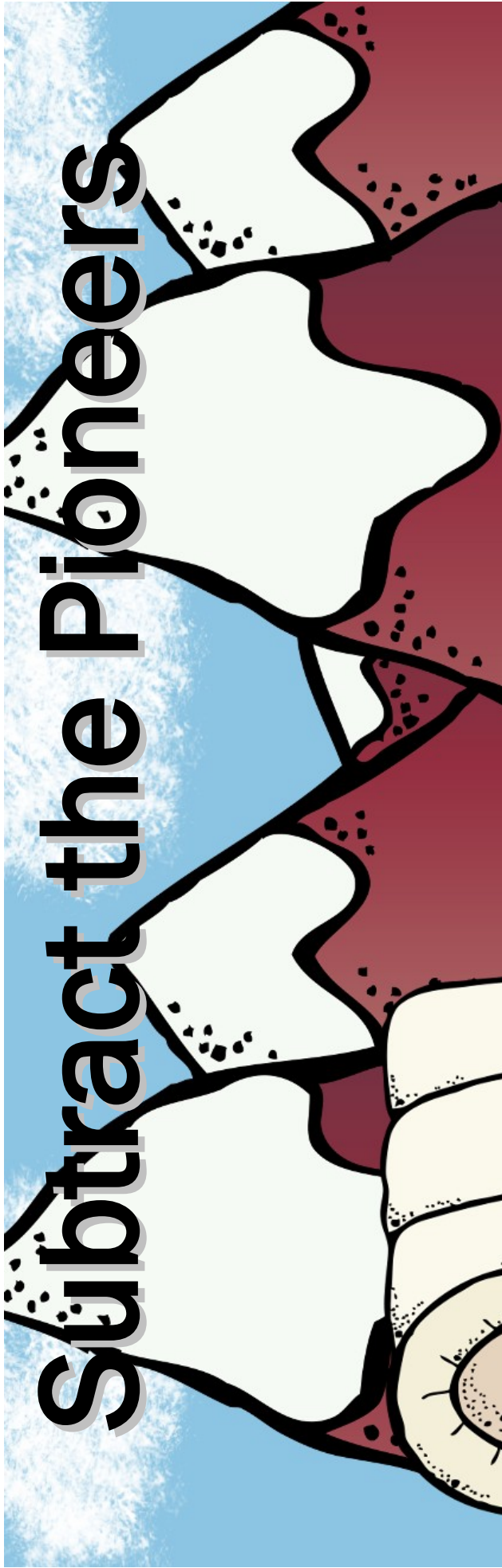
+

Subtract the Pioneers




-

=



Greater Than / Less Than



Count the Pioneers



Pioneer Math Questions

Use the following information to answer the questions below.

A wagon can go 2 miles an hour on a bad road. It can go 4 miles an hour on a good road.

The wagon went 2 hours on a bad road and 3 hours on a good road. How many miles did the wagon go? _____



The wagon went 4 hours on a bad road and 3 hours on a good road. How many miles did the wagon go?



Pioneer Math Questions

Answer the following questions. Show how you got the answer.

There are 8 wagons crossing the plains. Each wagon has 4 people in them. How many people are total in the wagon company? _____



There are 6 cooking fires at night. There are 12 families cooking. How many families are at each cooking fire? _____



Pioneer Math Questions

Answer the following questions. Show how you got the answer.

There are 4 boys and 6 girls in the wagon company
How many more girls than boys? _____



There are 5 wagons and 6 hand carts in the company.
How many wagons and hand cards total? _____



Fill in the Missing Numbers

Fill in the numbers from 10 to 15.



10					15
----	--	--	--	--	----



Fill in the numbers from 31 to 36.



31					36
----	--	--	--	--	----



Fill in the numbers from 21 to 26.



21					26
----	--	--	--	--	----



Fill in the numbers from 86 to 91.



86					91
----	--	--	--	--	----



Fill in the numbers from 49 to 54.



49					54
----	--	--	--	--	----























Fill in the Missing Numbers

			4					9	10
11					16			19	
21				25				29	30
				35	36	37			
41	42	43					48	49	50
			54	55				59	
	62					67			
				75				79	
	82	83			86				90
91				95	96				

Coloring Even & Odd


even - brown

odd - gray



Describe Wagon

Use the bubbles below to describe 4 things about a wagon.




Describe Hand Cart

Use the bubbles below to describe 4 things about a hand cart.



Describe the Trunk

Use the bubbles below to describe 4 things about a trunk.



Describe Cooking Fire

Use the bubbles below to describe 4 things about a cooking fire.

