



Pirate Tot Pack

Thanks for stopping by and downloading my Pirate Pack. Be sure to download Part 1, 2, & 3.

These printables are provided *FREE* of charge. Please do share my printables. But please remember that all of my printables are for personal use. You cannot claim these printables or sell them as your own. All the printables and pictures are the property of 3 Dinosaurs.

Please DO

- Download the files to your computers and print them off for personal use.
- Direct people to the blog or site when sharing with others.
- Give proper credit back to 3 Dinosaurs when blogging about our files.

You May Not

- Link directly to the pdf file.
- Alter my files in any way.
- Store them on your website in any format.
- Seek to use these to drive traffic to your site or sell them in any way.
- Print off and sell them to others.

[Web Site](#)
[Facebook](#)
[Twitter](#)
[RSS](#)
[Google +](#)

Please remember this is about being Honest.

I reserve the right to change this policy at any time.

Please read the [Terms of Use](#). If you have any questions please let me know.



Thanks! 3Dinosaurs.com

Graphics: Purchased from [Melonheadz Illustrations](#)



Pirate Pack Index

Part 1

3-4 – 3 Part Cards
5 - Which One Is Different
6 - What Comes Next?
7-8 - Prewriting Practice
9 – Prewriting Practice Patterns
10 – Patterns Cards
11-12 – Matching Cards
13-16 – 4 Piece Puzzles
17-21 – 10 Piece Puzzles (1-10, 11-20, skip counting by 2, 11, 6)
22 – Pirate Color by Size
23 – Dot Find the Letter P
24-25 – Trace the Letter P (Print & Cursive)
26-27 – Count & Graph
28 – Pirate Sorting
29-30 – Pirate Writing Paper
31-36 – Hands on Math pages for addition, subtraction, greater than/less than, counting

Part 2

3 – Beginning Sounds
4-7 – Pocket Chart Cards (Print & Cursive)
8-15 – Trace Beginning Sounds (Print & Cursive)
16-19 – Trace the Word (Print & Cursive)
20-21 – Write the Word
22 – Size Sequencing
23-24 – Size Sorting
25-31 – Write a sentence about the word
32-38 – Trace & Color Beginning Sound

Part 3

3 – Color the Pattern
4 – Fill in the Missing Pattern
5 – What comes Next?
6-8 – Make Rhyming words (CVC, CVCC, CVCe)
9 – Number Line Math
10 – Making A R-controlled vowel words
11 – Fill in the Missing Addition & Subtraction
12 – Fill in the Missing Multiplication & Division
13 – Write Digraph Words
14 – Measuring the Pirate Ship
15 – Counting UP to 10 Addition
16- 17 – Round up Numbers

Tot Pack

3-8 - Solid Line Prewriting
9-14 - Dashed Line Prewriting
15-16 – Which One is Different
17-18 – 2 Piece Puzzles
19-21 – Color the Pirate Ship Book
22-24 – Pirate Shape Book
26 – Matching Cards
27 – 9 Piece Puzzle
28-29 – Shape Tracing

Prewriting Practice



Prewriting Practice



Prewriting Practice



Prewriting Practice



Prewriting Practice



Prewriting Practice




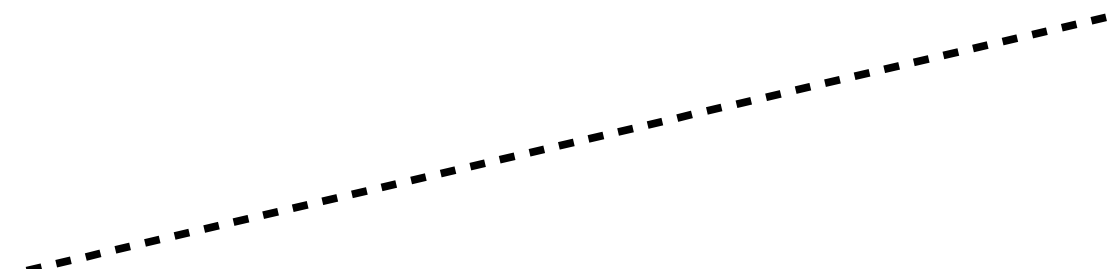
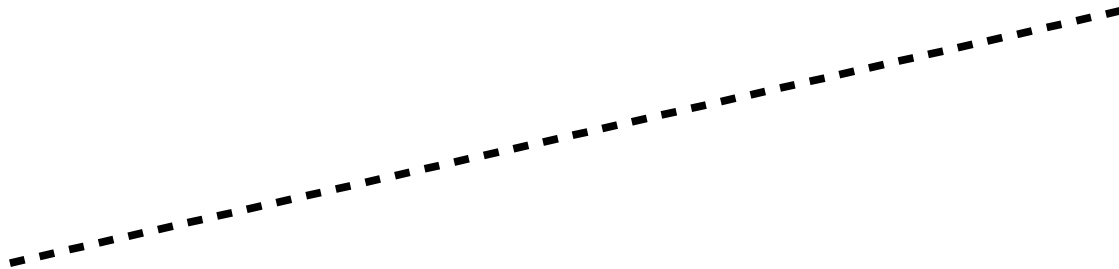
Prewriting Practice



Prewriting Practice



Prewriting Practice



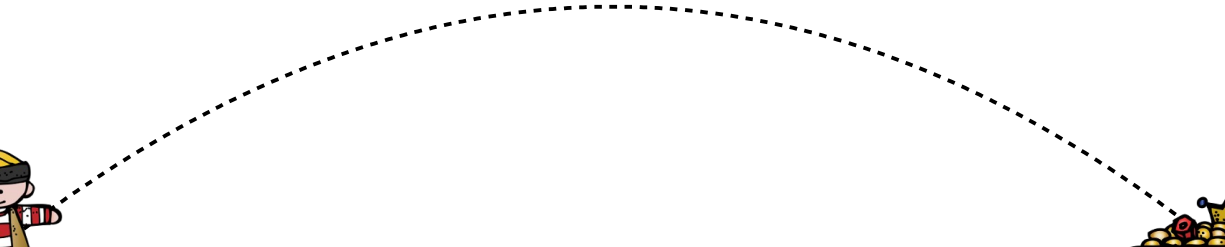
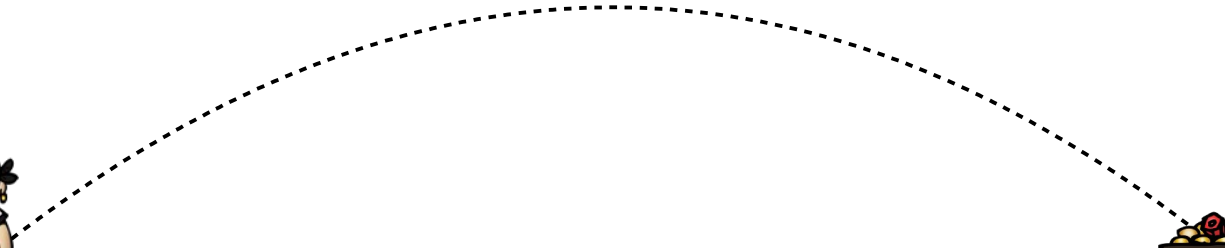
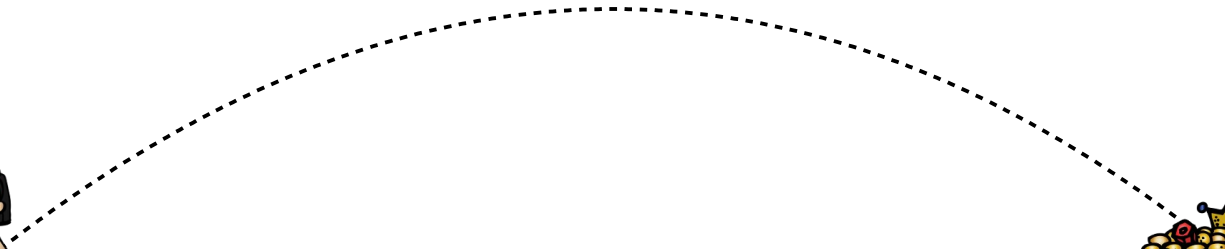
Prewriting Practice




Prewriting Practice



Prewriting Practice



Which One is Different?




Which One is Different?

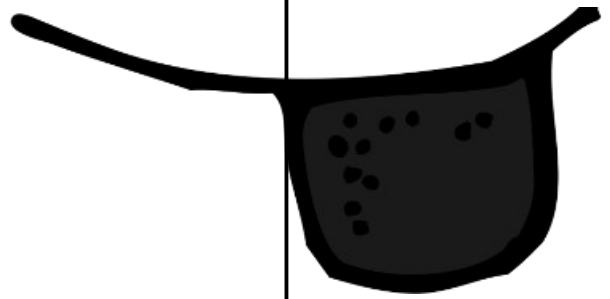






Created by Cassie @ 3Dinosaurs.com



Created by Cassie @ 3Dinosaurs.com



Created by Cassie @ 3Dinosaurs.com




Created by Cassie @ 3Dinosaurs.com


Color the Pirate Ship




3Dinosaurs.com



The pirate ship is
pink.




The pirate ship is red.




The pirate ship is
yellow.


Created by Cassie @ 3Dinosaurs.com




The pirate ship is
orange.




The pirate ship is
purple.




The pirate ship is
blue.




The pirate ship is
black.




The pirate ship is
brown.



The pirate ship is
green.



The pirate ship is
gray.



The pirate ship is
white.


Pirate Shape Book




3Dinosaurs.com



The pirate is in the circle.



The pirate is in the square.



The pirate is in the triangle.



The pirate is in the rectangle.




The pirate is in the diamond.




The pirate is in the oval.




The pirate is in the pentagon.




The pirate is in the heart.



The pirate is in the crescent.



The pirate is in the hexagon.



The pirate is in the trapezoid




Matching Cards

On the following pages print it out twice. You can cut up both and use as matching cards.


Or leave one as is and let child match the cards to the sheet.

9 Piece Puzzle

On the last page for younger children copy this page twice and use one as a template to help them finish the puzzle.



9 Piece Puzzle



For younger children copy this page twice and use one as a template to help them finish the puzzle.

Shape Tracing



circle




square




triangle



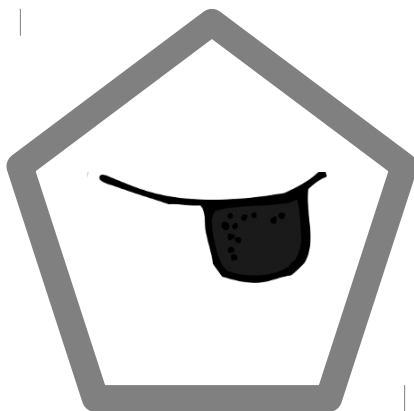
rectangle




oval



diamond



pentagon



hexagon



heart


Shape Tracing



circle




square




triangle



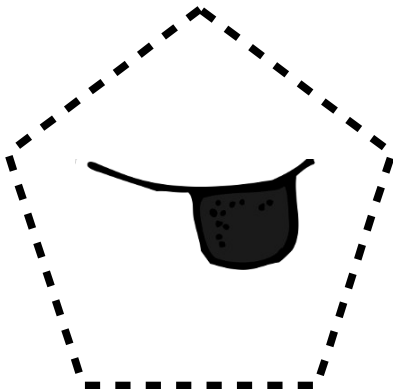
rectangle




oval



diamond



pentagon



hexagon



heart