



# Pirate Pack Part 2

Thanks for stopping by and downloading my Pirate Pack. Be sure to download Part 1, 3 & Tot Pack.

These printables are provided *FREE* of charge. Please do share my printables. But please remember that all of my printables are for personal use. You cannot claim these printables or sell them as your own. All the printables and pictures are the property of 3 Dinosaurs.

#### Please DO

- Download the files to your computers and print them off for personal use.
- Direct people to the blog or site when sharing with others.
- Give proper credit back to 3 Dinosaurs when blogging about our files.

#### You May Not

- Link directly to the pdf file.
- Alter my files in any way.
- Store them on your website in any format.
- Seek to use these to drive traffic to your site or sell them in any way.
- Print off and sell them to others.

[Web Site](#)  
[Facebook](#)  
[Twitter](#)  
[RSS](#)  
[Google +](#)

Please remember this is about being Honest.

I reserve the right to change this policy at any time.

Please read the [Terms of Use](#). If you have any questions please let me know.



## Thanks! 3Dinosaurs.com

Graphics: Purchased from [Melonheadz Illustrations](#)



# Pirate Pack Index

## Part 1

3-4 – 3 Part Cards  
5 - Which One Is Different  
6 - What Comes Next?  
7-8 - Prewriting Practice  
9 – Prewriting Practice Patterns  
10 – Patterns Cards  
11-12 – Matching Cards  
13-16 – 4 Piece Puzzles  
17-21 – 10 Piece Puzzles (1-10, 11-20, skip counting by 2, 11, 6)  
22 – Pirate Color by Size  
23 – Dot Find the Letter P  
24-25 – Trace the Letter P (Print & Cursive)  
26-27 – Count & Graph  
28 – Pirate Sorting  
29-30 – Pirate Writing Paper  
31-36 – Hands on Math pages for addition, subtraction, greater than/less than, counting

## Part 2

3 – Beginning Sounds  
4-7 – Pocket Chart Cards (Print & Cursive)  
8-15 – Trace Beginning Sounds (Print & Cursive)  
16-19 – Trace the Word (Print & Cursive)  
20-21 – Write the Word  
22 – Size Sequencing  
23-24 – Size Sorting  
25-31 – Write a sentence about the word  
32-38 – Trace & Color Beginning Sound

## Part 3

3 – Color the Pattern  
4 – Fill in the Missing Pattern  
5 – What comes Next?  
6-8 – Make Rhyming words (CVC, CVCC, CVCe)  
9 – Number Line Math  
10 – Making A R-controlled vowel words  
11 – Fill in the Missing Addition & Subtraction  
12 – Fill in the Missing Multiplication & Division  
13 – Write Digraph Words  
14 – Measuring the Pirate Ship  
15 – Counting UP to 10 Addition  
16- 17 – Round up Numbers

## Tot Pack

3-8 - Solid Line Prewriting  
9-14 - Dashed Line Prewriting  
15-16 – Which One is Different  
17-18 – 2 Piece Puzzles  
19-21 – Color the Pirate Ship Book  
22-24 – Pirate Shape Book  
26 – Matching Cards  
27 – 9 Piece Puzzle  
28-29 – Shape Tracing



B R P



G P R



H T A



I P S




T R S




D S R



H E P



K S L



R B L



pirate boy



pirate girl



hat



ship




treasure



sword



eye patch



skull



barrel



rat



pirate boy



pirate girl



hat



ship




treasure



sword



eye patch



skull



barrel



rat





p p p p p p



p p p p p p



h h h h h h



s s s s s s s



t t t t t t t







s s s s s s s



e e e e e e e



s s s s s s s



b b b b b b b



r r r r r r r



Pp Pp Pp



Pp Pp Pp



Hh Hh Hh



Ss Ss Ss Ss




Tt Tt Tt Tt




Ss Ss Ss Ss



Ee Ee Ee



Ss Ss Ss Ss



Bb Bb Bb



Rr Rr Rr Rr



p p p p p p



p p p p p p



h h h h h h



a a a a a a a




t t t t t t t




a a a a a a a



e e e e e e e



a a a a a a a



b b b b b b b



n n n n n n n



P P P



P P P



M M M



l l l l




T T T T



d d d d



e e e e



d d d d



B B B



R R R R





pirate boy



pirate girl



hat



ship




treasure



sword



eye patch



skull



barrel



rat



pirate boy



pirate girl



hat



ship




treasure




sword



eye patch



skull



barrel



rat



\_\_\_\_\_

\_\_\_\_\_

\_\_\_\_\_



\_\_\_\_\_

\_\_\_\_\_

\_\_\_\_\_



\_\_\_\_\_

\_\_\_\_\_

\_\_\_\_\_



\_\_\_\_\_

\_\_\_\_\_

\_\_\_\_\_



\_\_\_\_\_

\_\_\_\_\_

\_\_\_\_\_



---

---


---



---

---

---



---

---

---



---

---

---




---

---


---

# Size Sequencing





# Size Sorting



**Small**

**Medium**

**Large**

# Writing

## pirate boy



Write a sentence about a pirate boy.

Handwriting practice lines consisting of solid top and bottom lines with a dashed middle line. There are ten sets of these lines for writing practice.

# Writing

## pirate girl




Write a sentence about pirate girl.

Handwriting practice lines consisting of solid top and bottom lines with a dashed middle line. There are ten sets of these lines for writing practice.

# Writing

## hat



Write a sentence about a pirate hat.

Handwriting practice lines consisting of solid top and bottom lines with a dashed middle line. There are five sets of these lines for writing practice.

# Writing

## ship



Write a sentence about a pirate ship.

Handwriting practice lines consisting of solid top and bottom lines with a dashed middle line. There are five sets of these lines for writing practice.

# Writing

## treasure



Write a sentence about treasure.

Handwriting practice lines consisting of solid top and bottom lines with a dashed middle line. There are eight sets of these lines provided for writing practice.



# Writing

## sword

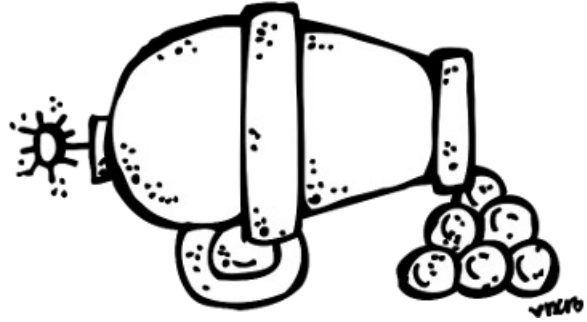


Write a sentence about sword.

Handwriting practice lines consisting of solid top and bottom lines with a dashed middle line. There are five sets of these lines for writing practice.

# Writing

# cannon

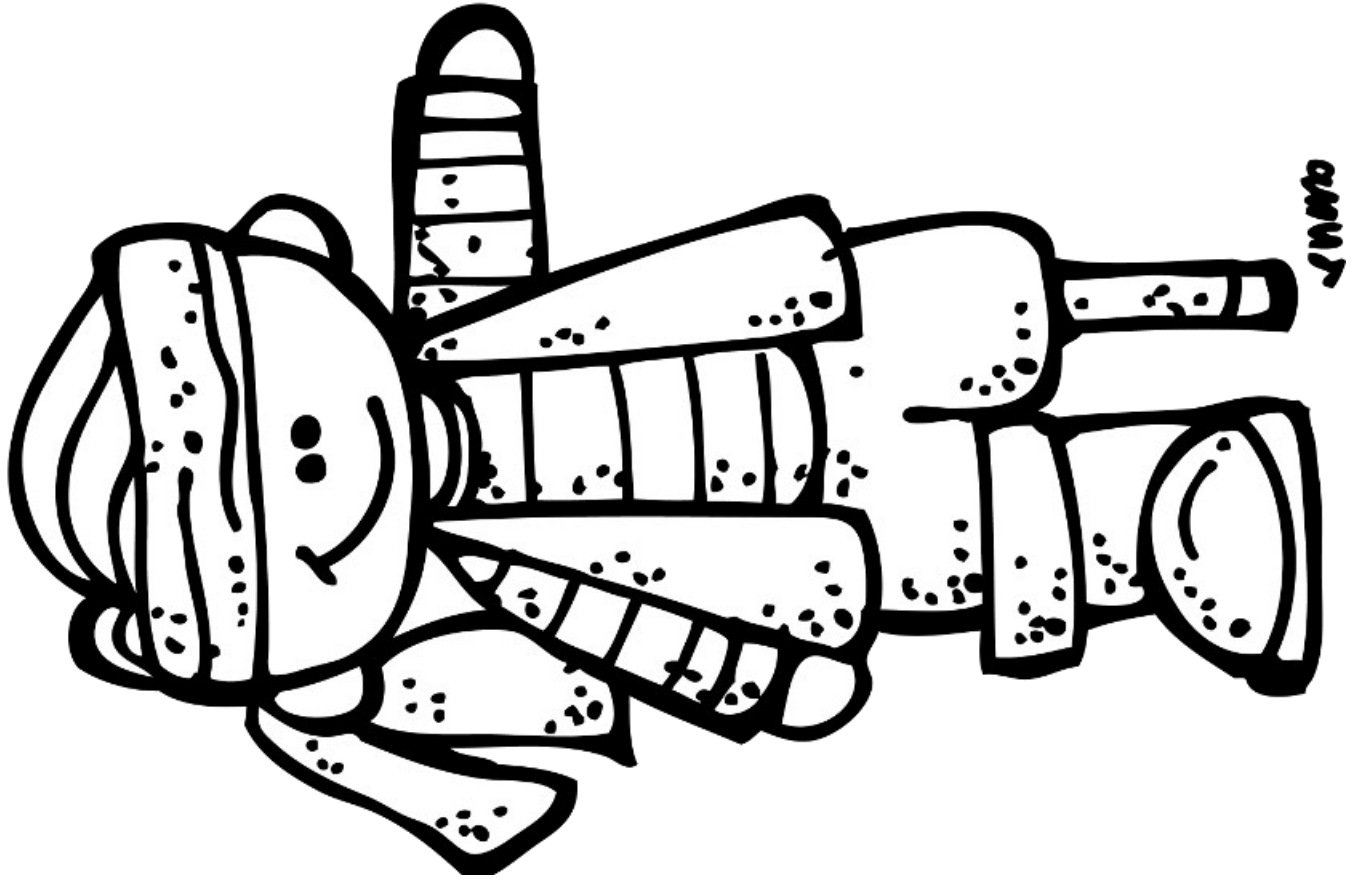


Write a sentence about a cannon.

[illegible]


Pirate

P is for  
Pirate boy.




PI

P is for  
Pirate girl.




# HIT



It is for  
hat.

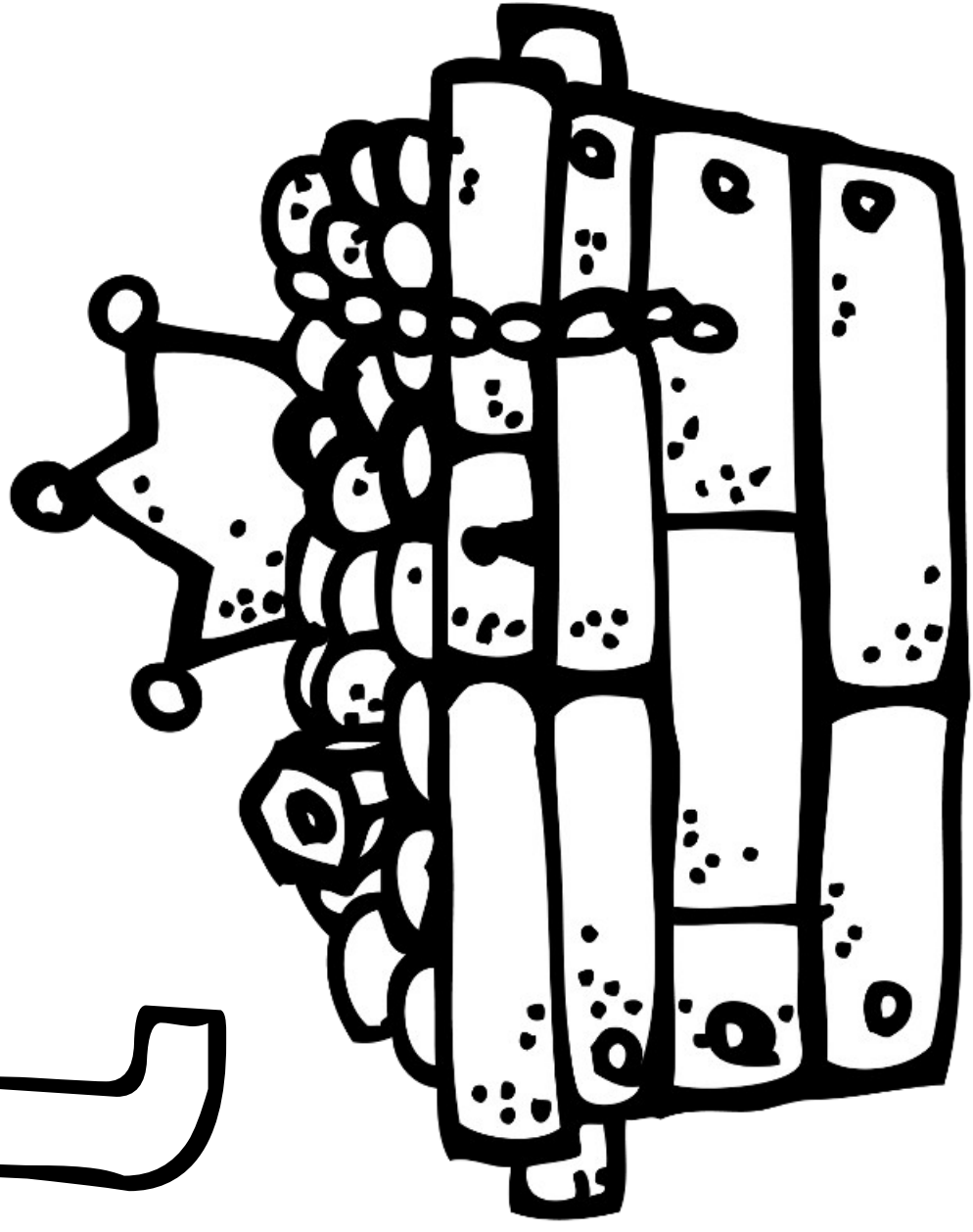
S S

s is for  
ship



T

t





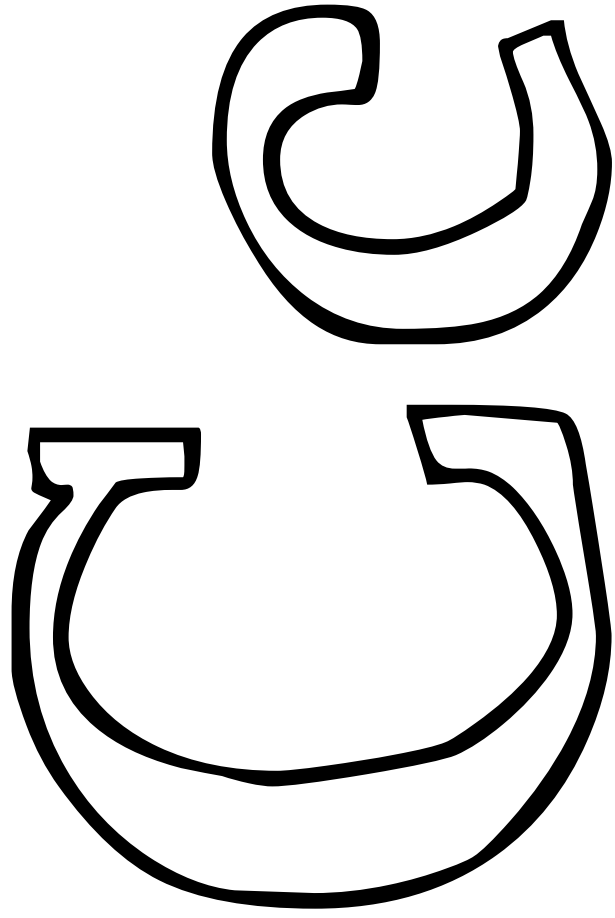
T is for  
treasure.



S S

C is for  
sword





C is for  
cannon.