



Polar Express Finger Puppets

Thanks for stopping by and downloading my Polar Express Pack. Be sure to download Part 1, 2 & Tot Pack.

If you would like to share this file please link directly to the web page or Blog and not to the pdf file. This pack was made to be used with your toddler or preschooler. This is for your own personal use. Please don't sell or host these files anywhere.

Please read the [Terms of Use](#). If you have any questions please let me know.



Graphics: [Polar Express](#)

Purchased from [Scrappin Doodles](#);

Thanks!

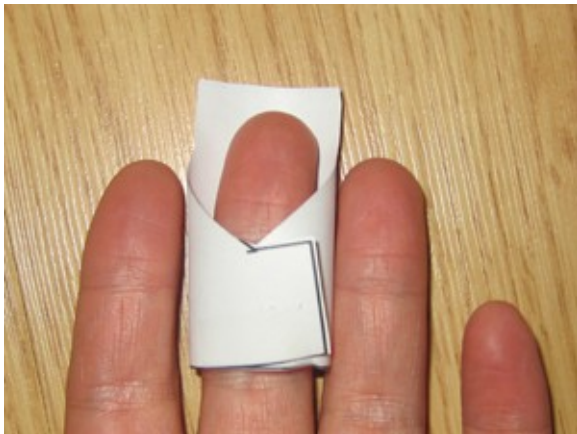
3Dinosaurs.com



Polar Express Puppets Instructions



1. Print, color and cut out the puppets.



2. Fold the puppet around the finger

Created by Cassie @ 3Dinosaurs.com



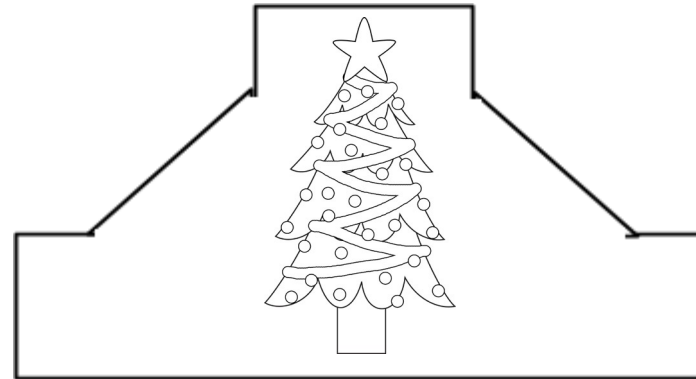
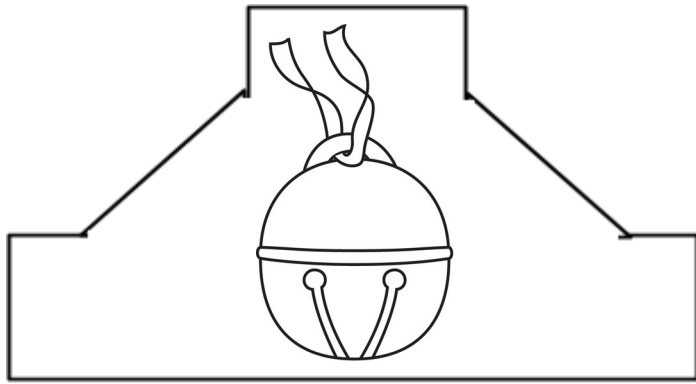

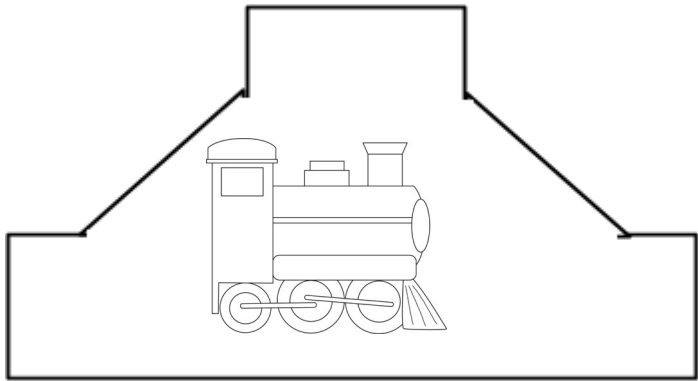


3. Tape or glue the back of the puppet together.



4. Your finished puppet can be used as a finger puppet or make your own Reindeer scene.

Polar Express Finger Puppets



Created by Cassie @ 3Dinosaurs.com

Polar Express Finger Puppets

