



# American Revolutionary War Tot Pack

*Thanks for stopping by and downloading my  
Revolutionary War Pack. Be sure to download Part  
1, 2, & 3.*

These printables are provided *FREE* of charge. Please do share my printables. But please remember that all of my printables are for personal use. You cannot claim these printables or sell them as your own. All the printables and pictures are the property of 3 Dinosaurs.

#### **Please DO**

- Download the files to your computers and print them off for personal use.
- Direct people to the blog or site when sharing with others.
- Give proper credit back to 3 Dinosaurs when blogging about our files.

#### **You May Not**

- Link directly to the pdf file.
- Alter my files in any way.
- Store them on your website in any format.
- Seek to use these to drive traffic to your site or sell them in any way.
- Print off and sell them to others.

Please remember this is about being Honest.

I reserve the right to change this policy at any time.

*Please read the [Terms of Use](#). If you have any questions please let me know.*



Thanks!

3Dinosaurs.com



Graphics: Purchased from [Melonheadz Illustrations](#)

# Revolutionary War Pack Index

## Part 1

3-10 – Large 3 Part Cards  
11 - Which One Is Different  
12 - What Comes Next?  
13-14 - Prewriting Practice  
15-16 – Pattern Cards  
17-20 – Matching Cards  
21-28 – 4 Piece Puzzles  
29-34 – 10 Piece Puzzles  
35 – Color by Size  
36-37 – Lantern 100 Chart  
38 – Label the People  
39 – Dot the ABCs  
40-41 – Write a Letter to King George  
42 – Color Old North Church  
43-44 – Cutting Practice

## Part 2

3-6 – Beginning Sound  
7-9 - Wall Cards  
10-15 – Trace Begging Sounds  
16-18 – Trace the Word  
19-21 – Write the Word  
22 – Size Sequencing  
23-24 – Size Sorting  
25-39 – Write a Sentence about the Words  
40-54 – Trace and Color  
55-62 – Fill in Information about the people from the War

## Part 3

3 – Color the Pattern  
4 – Fill in the Missing Pattern  
5-6 – Small Book  
7 – George Vs George Comparing  
8 - Words from Poems Cards

## Tot Pack

3-8 - Solid Line Prewriting  
9-14 - Dashed Line Prewriting  
15-16 – Which One is Different  
17 – Cutting Practice  
18-21 – 2 Piece Puzzles  
22-24 – Color the Lantern  
26-27 – Matching Cards  
28-29 – 9 Piece Puzzles  
30-33 – Matching Pages  
34-35 – Shape Tracing  
36-41 – Dot the Letter: B, G K P,T, R, M  
43-44 – Lacing Cards

# Prewriting Practice



# Prewriting Practice



# Prewriting Practice



# Prewriting Practice



# Prewriting Practice



# Prewriting Practice





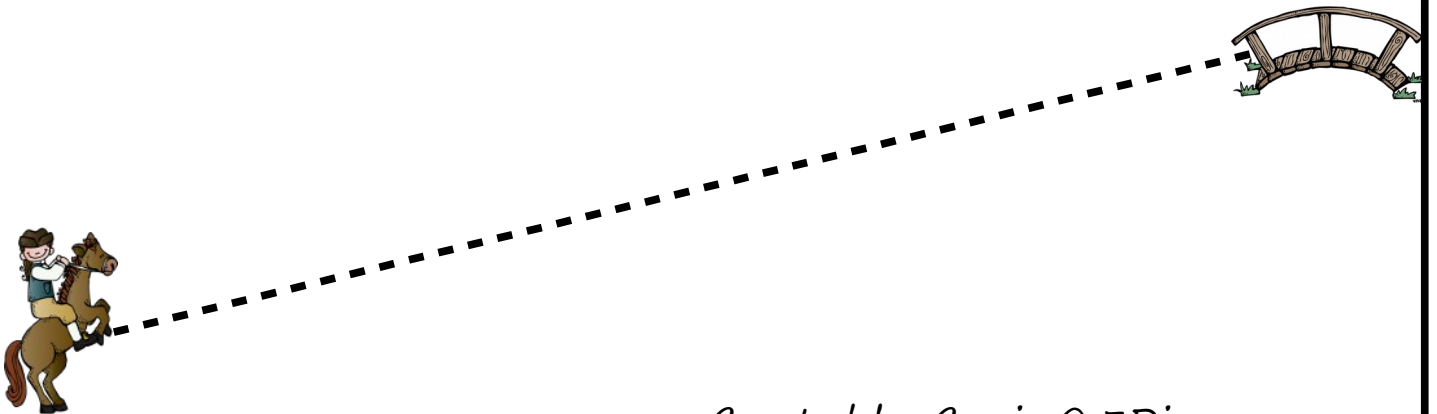
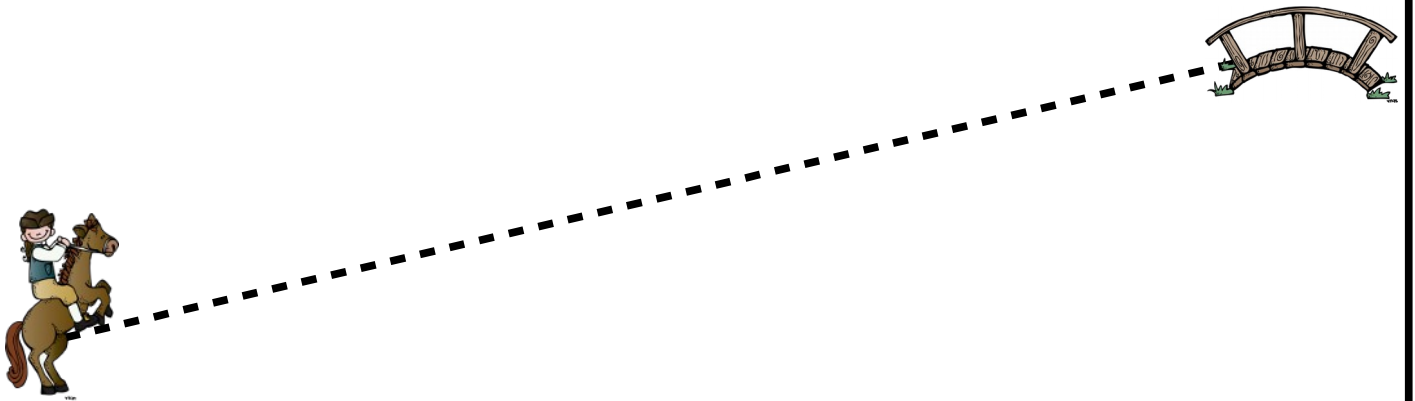
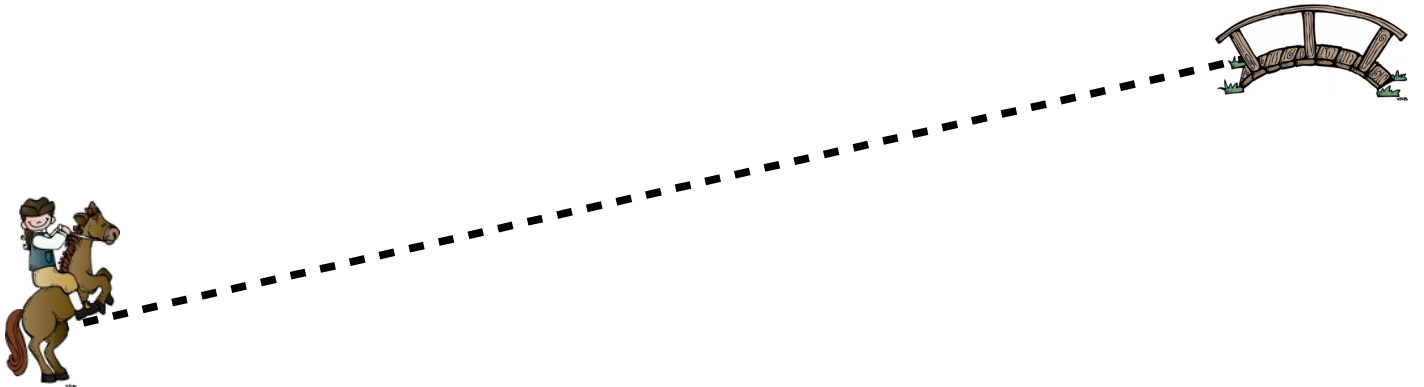
# Prewriting Practice



# Prewriting Practice



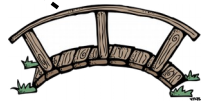
# Prewriting Practice



# Prewriting Practice






# Prewriting Practice






# Prewriting Practice



# Which One is Different?






# Which One is Different?






# Cutting Practice








Created by Cassie @ 3Dinosaurs.com

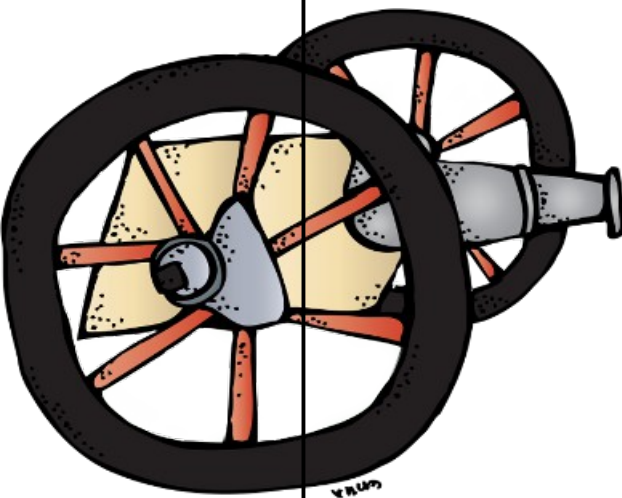


Created by Cassie @ 3Dinosaurs.com





Created by Cassie @ 3Dinosaurs.com





Created by Cassie @ 3Dinosaurs.com







Created by Cassie @ 3Dinosaurs.com



Created by Cassie @ 3Dinosaurs.com



Created by Cassie @ 3Dinosaurs.com



Created by Cassie @ 3Dinosaurs.com

# Color the Lantern



3Dinosaurs.com



The lantern is pink.



The lantern is red.



The lantern is yellow.



The lantern is orange.



The lantern is purple.



The lantern is blue.



The lantern is black.



The lantern is brown.



The lantern is green.



The lantern is gray.



The lantern is white.



# Matching Cards


*On the following pages print it out twice. You can cut up both and use as matching cards.*






*Or leave one as is and let child match the cards to the sheet.*


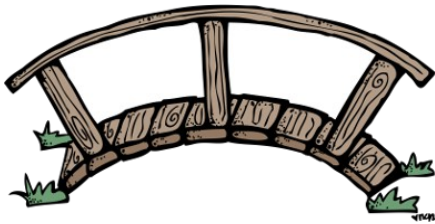


## 9 Piece Puzzle

*On the last page for younger children copy this page twice and use one as a template to help them finish the puzzle.*








# 9 Piece Puzzle



For younger children copy this page twice and use one as a template to help them finish the puzzle.







# 9 Piece Puzzle







For younger children copy this page twice and use one as a template to help them finish the puzzle.



# Revolutionary War Matching



# Revolutionary War Matching





# Revolutionary War Matching






# Revolutionary War Matching



# Shape Tracing




circle




square




triangle




rectangle



oval




diamond



pentagon




hexagon



heart


# Shape Tracing




circle



square




triangle




rectangle



oval




diamond




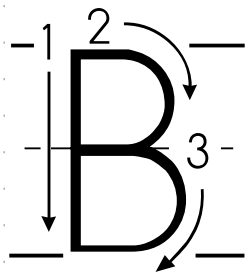
pentagon




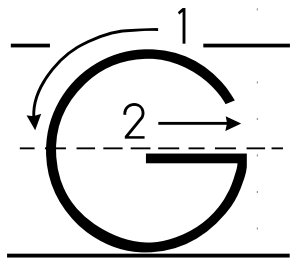
hexagon




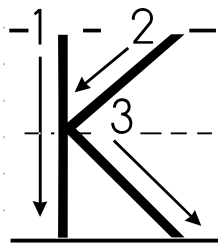
heart



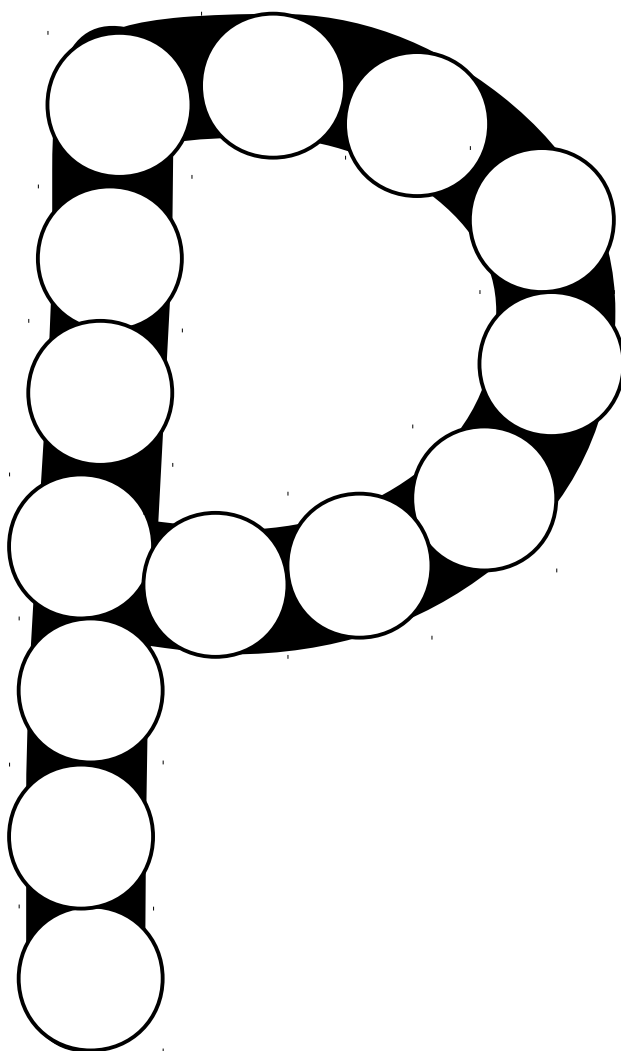
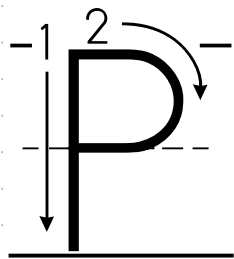
Benjamin  
Franklin




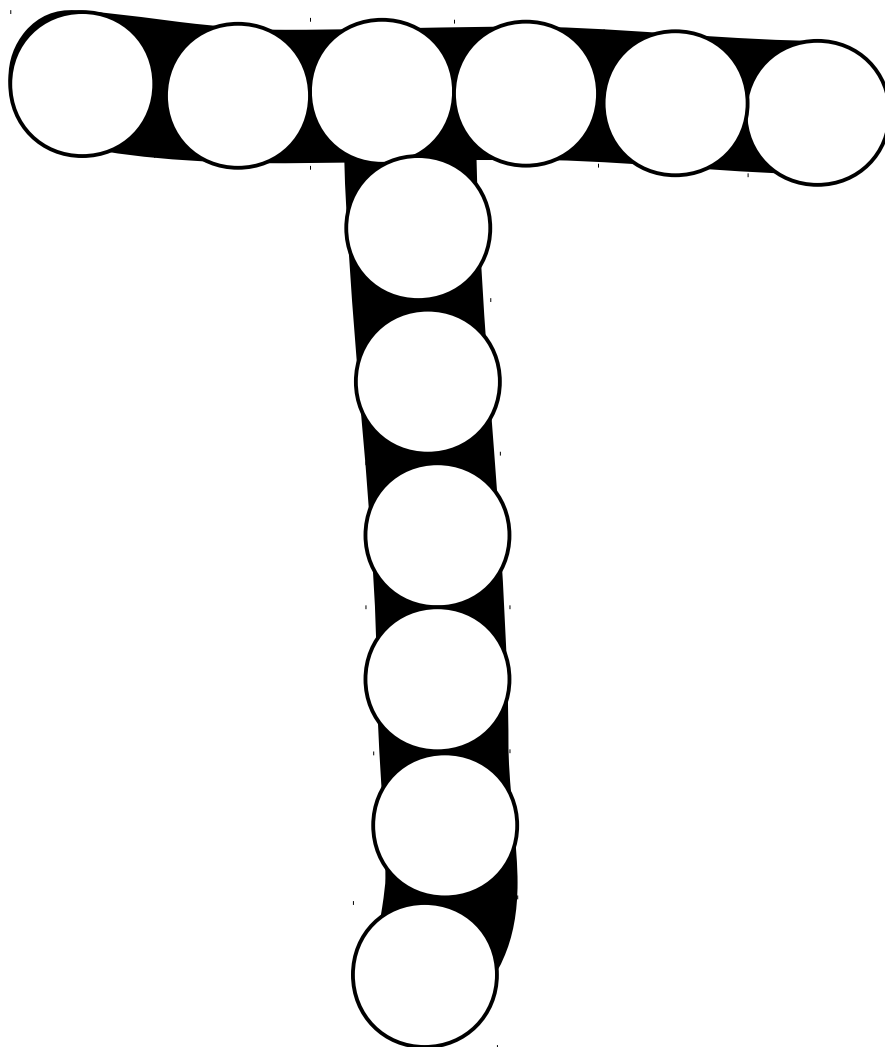
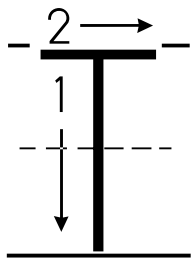
George  
Washington



King  
George


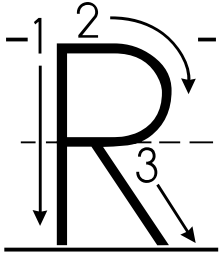


Paul  
Revere

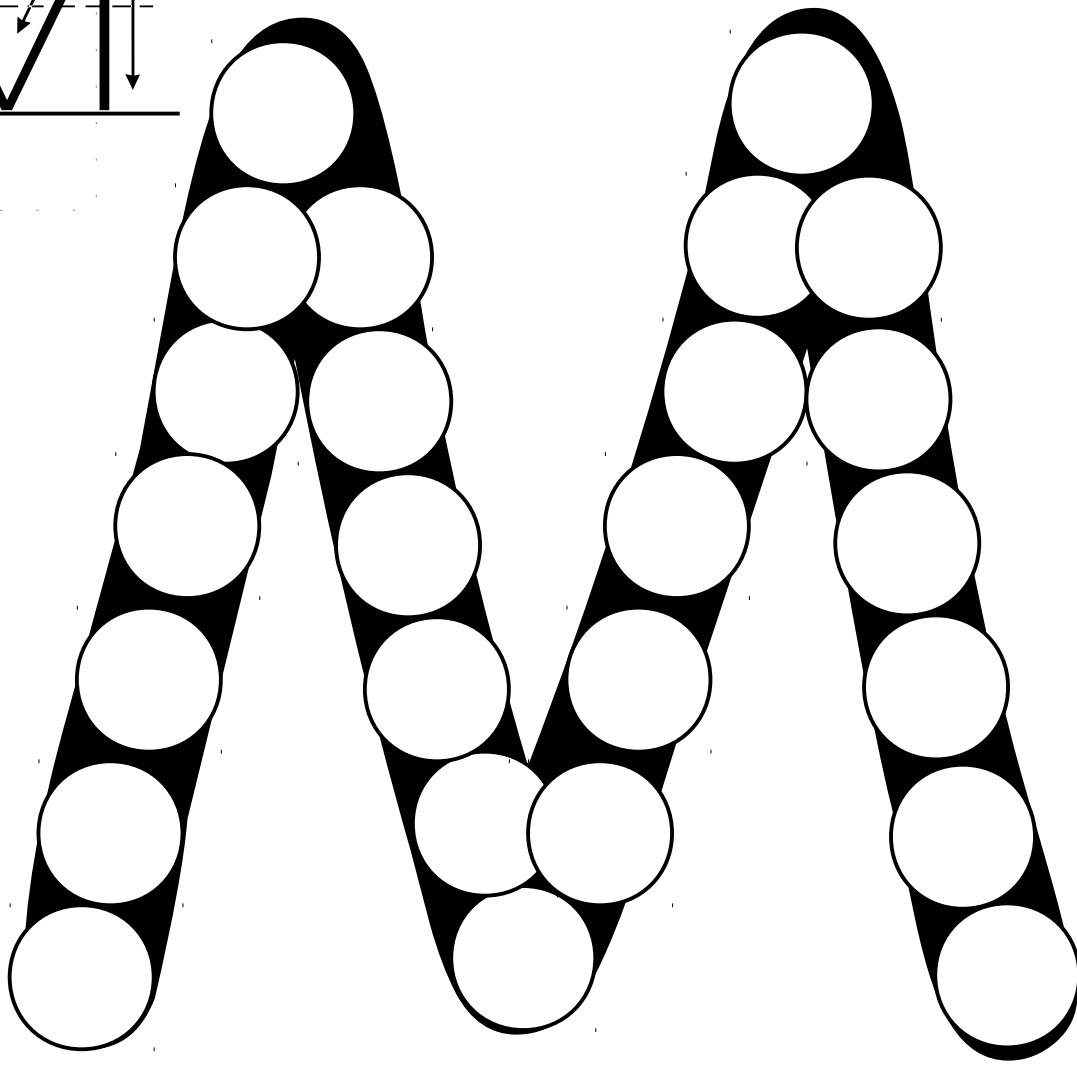
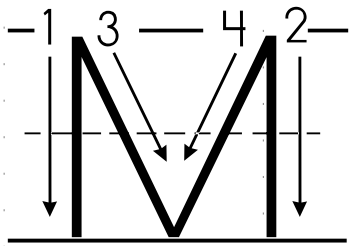


Thomas  
Jefferson






redcoat



minuteman

# Lacing Cards

Print on card stock, laminate, cut out and punch holes on the following pictures to use as lacing cards



  
Created by Cassie @ 3Dinosaurs.com

# Lacing Cards

