



# American Revolutionary War Pack Part 2

*Thanks for stopping by and downloading my  
Revolutionary War Pack. Be sure to download Part  
1, 3 & Tot Pack.*

These printables are provided *FREE* of charge. Please do share my printables. But please remember that all of my printables are for personal use. You cannot claim these printables or sell them as your own. All the printables and pictures are the property of 3 Dinosaurs.

#### **Please DO**

- Download the files to your computers and print them off for personal use.
- Direct people to the blog or site when sharing with others.
- Give proper credit back to 3 Dinosaurs when blogging about our files.

#### **You May Not**

- Link directly to the pdf file.
- Alter my files in any way.
- Store them on your website in any format.
- Seek to use these to drive traffic to your site or sell them in any way.
- Print off and sell them to others.

Please remember this is about being Honest.

I reserve the right to change this policy at any time.

*Please read the [Terms of Use](#). If you have any questions please let me know.*



Thanks!

3Dinosaurs.com



Graphics: Purchased from [Melonheadz Illustrations](#)

# Revolutionary War Pack Index

## Part 1

3-10 – Large 3 Part Cards  
11 - Which One Is Different  
12 - What Comes Next?  
13-14 - Prewriting Practice  
15-16 – Pattern Cards  
17-20 – Matching Cards  
21-28 – 4 Piece Puzzles  
29-34 – 10 Piece Puzzles  
35 – Color by Size  
36-37 – Lantern 100 Chart  
38 – Label the People  
39 – Dot the ABCs  
40-41 – Write a Letter to King George  
42 – Color Old North Church  
43-44 – Cutting Practice

## Part 2


3-6 – Beginning Sound  
7-9 - Wall Cards  
10-15 – Trace Begging Sounds  
16-18 – Trace the Word  
19-21 – Write the Word  
22 – Size Sequencing  
23-24 – Size Sorting  
25-39 – Write a Sentence about the Words  
40-54 – Trace and Color  
55-62 – Fill in Information about the people from the War

## Part 3

3 – Color the Pattern  
4 – Fill in the Missing Pattern  
5-6 – Small Book  
7 – George Vs George Comparing  
8 - Words from Poems Cards

## Tot Pack


3-8 - Solid Line Prewriting  
9-14 - Dashed Line Prewriting  
15-16 – Which One is Different



S

J

T



N

M

T



R

W

G




R

C

T




G E K




N O C



B R D



S F K



L O G




F B L



P V R



T B R



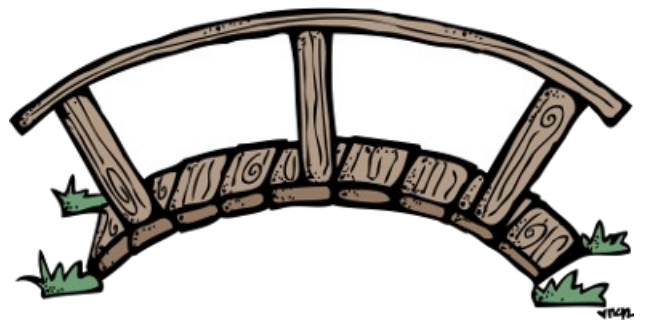
L	B	R
---	---	---



T	L	N
---	---	---




R	C	O
---	---	---




N	T	B
---	---	---





Thomas  
Jefferson



minuteman



George  
Washington




redcoat




King George




drummer boy



cannon



skiff



Old Glory



Benjamin  
Franklin

*Created by Cassie @ 3Dinosaurs.com*





Paul Revere



lantern



Old North  
Church




Liberty Bell



Betsy Ross

*Created by Cassie @ 3Dinosaurs.com*



t t t t t t t t t



m m m m m m m



g g g g g g g




r r r r r r r r




k k k k k k k k




d d d d d d d



c c c c c c c



s s s s s s s



o o o o o o o



b b b b b b b



p p p p p p p



l l l l l l l l l l l



o o o o o o o




l l l l l l l l l l l



b b b b b b b



Tt Tt Tt Tt Tt



Mm Mm Mm



Gg Gg Gg Gg




Rr Rr Rr Rr




Kk Kk Kk Kk




Dd Dd Dd Dd



Cc Cc Cc Cc



Ss Ss Ss Ss



Oo Oo Oo Oo



Bb Bb Bb Bb





Pp Pp Pp Pp



U U U U U U U




Oo Oo Oo Oo



U U U U U U U




Bb Bb Bb Bb



Thomas

Jefferson



minuteman



George

Washington




redcoat




King George




drumming  
boy



cannon



skiff



Old Glory



Benjamin  
Franklin



Paul Revere



lantern




Old North  
Church




Liberty Bell



Betsy Ross



Handwriting practice lines for the first row, consisting of three sets of solid top and bottom lines with a dashed middle line.



Handwriting practice lines for the second row, consisting of three sets of solid top and bottom lines with a dashed middle line.



Handwriting practice lines for the third row, consisting of three sets of solid top and bottom lines with a dashed middle line.



Handwriting practice lines for the fourth row, consisting of three sets of solid top and bottom lines with a dashed middle line.



Handwriting practice lines for the fifth row, consisting of three sets of solid top and bottom lines with a dashed middle line.



---


---

---

---

---

---



---


---

---

---

---

---



---


---

---

---

---

---



---

---

---

---

---

---



---

---

---

---

---

---





---

---

---



---

---

---



---

---

---

---

---



---

---

---




---

---

---

# Size Sequencing



# Size Sorting



**Small**

**Medium**

**Large**

# Writing

## Old North Church



Write a sentence about Old North Church.

Handwriting practice lines consisting of solid top and bottom lines with a dashed middle line. There are eight sets of these lines for writing practice.

# Writing

## lantern



Write a sentence about lantern.

Handwriting practice lines consisting of solid top and bottom lines with a dashed middle line. There are five sets of these lines for writing practice.




# Paul Revere

[illegible]

# Writing

# North Bridge



Write a sentence about North Bridge.

This image shows a blank sheet of handwriting practice paper. It features four identical sets of horizontal guidelines arranged vertically. Each set is composed of three lines: a solid top line, a dashed middle line, and a solid bottom line, providing a structured space for practicing letter formation and alignment.

# Writing

# Benjamin Franklin



Write a sentence about Benjamin Franklin.

This image shows a blank sheet of handwriting practice paper. It features four identical sets of horizontal lines arranged vertically. Each set includes three lines: a solid top line, a dashed middle line, and a solid bottom line, providing a guide for letter height and placement. The background is white, and the lines are black.

# Writing

# Betsy Ross

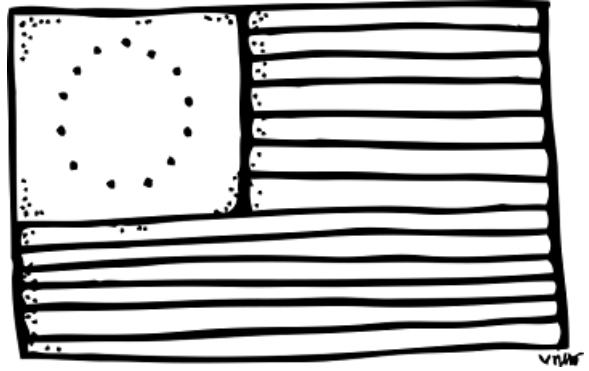


Write a sentence about Betsy Ross.

This image shows a blank sheet of handwriting practice paper. It features four identical sets of horizontal lines arranged vertically. Each set includes a solid top line, a dashed middle line, and a solid bottom line, providing a guide for letter height and placement. The background is white, and the lines are black.

# Writing

## Old Glory

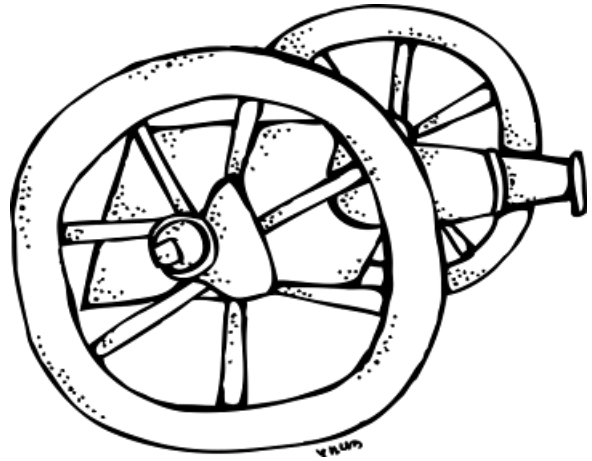


Write a sentence about Old Glory.

Handwriting practice lines consisting of solid top and bottom lines with a dashed middle line. There are ten sets of these lines for writing practice.

# Writing

## cannons



Write a sentence about cannons.

Handwriting practice lines consisting of solid top and bottom lines with a dashed midline for letter height guidance. There are eight sets of these lines provided for writing practice.

# Writing

drummer  
boy



Write a sentence about drummer boy.

This image shows a blank sheet of handwriting practice paper. It features four identical sets of horizontal lines arranged vertically. Each set includes three lines: a solid top line, a dashed middle line, and a solid bottom line, providing a guide for letter height and placement. The background is white, and the lines are light gray.



# Writing

## George Washington



Write a sentence about George Washington.

Handwriting practice lines consisting of solid top and bottom lines with a dashed middle line. There are eight sets of these lines provided for writing practice.

# Writing

## King George



Write a sentence about King George.

Handwriting practice lines consisting of solid top and bottom lines with a dashed middle line. There are five sets of these lines for writing practice.

# minuteman




Write a sentence about minuteman.

[illegible]

# Writing

## redcoat



Write a sentence about redcoat.

Handwriting practice lines consisting of solid top and bottom lines with a dashed middle line. There are ten sets of these lines for writing practice.

# Writing

## Thomas Jefferson




Write a sentence about Thomas Jefferson.

Handwriting practice lines consisting of solid top and bottom lines with a dashed middle line. There are five sets of these lines for writing practice.

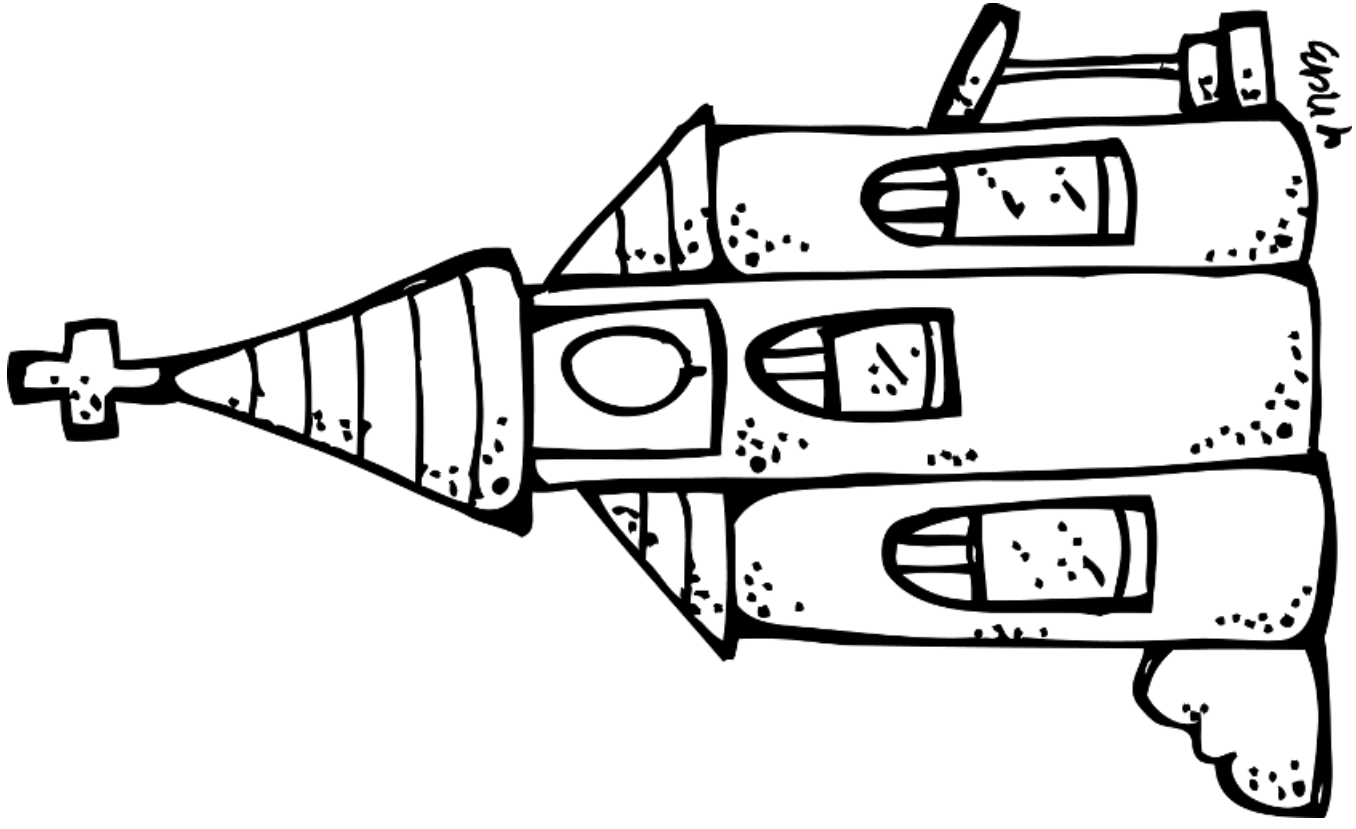
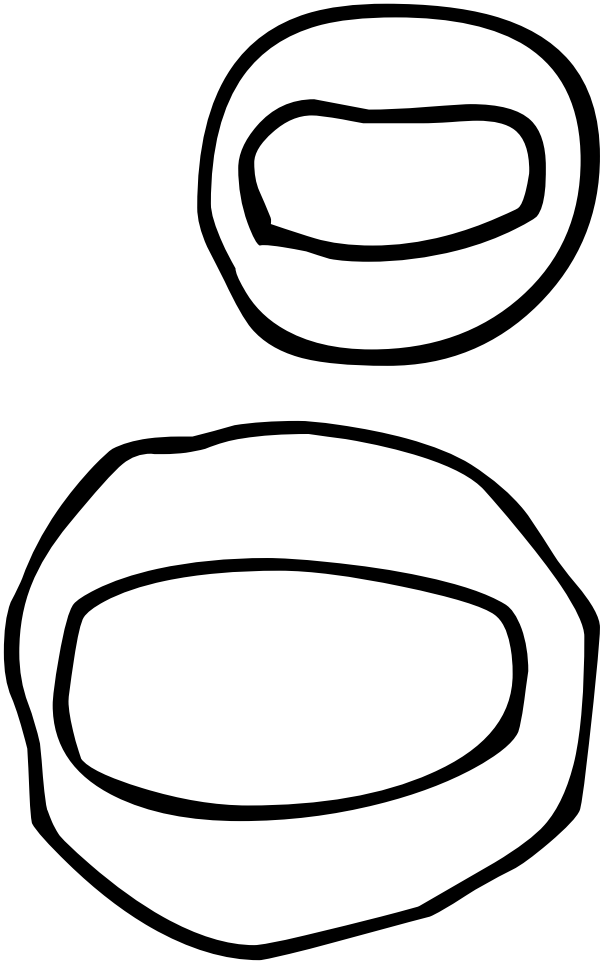
# Writing

skiff




Write a sentence about a skiff.

Handwriting practice lines consisting of solid top and bottom lines with a dashed middle line. There are eight sets of these lines provided for writing practice.



O is for  
Old North  
Church.

L




L is for  
Lantern

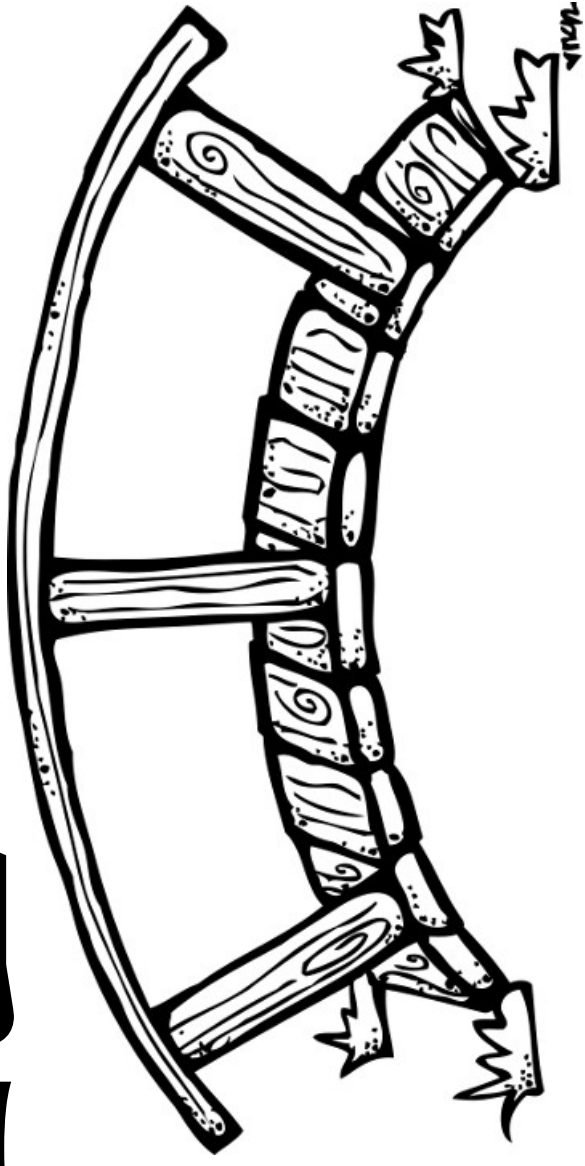


P

P is for  
Paul Revere.



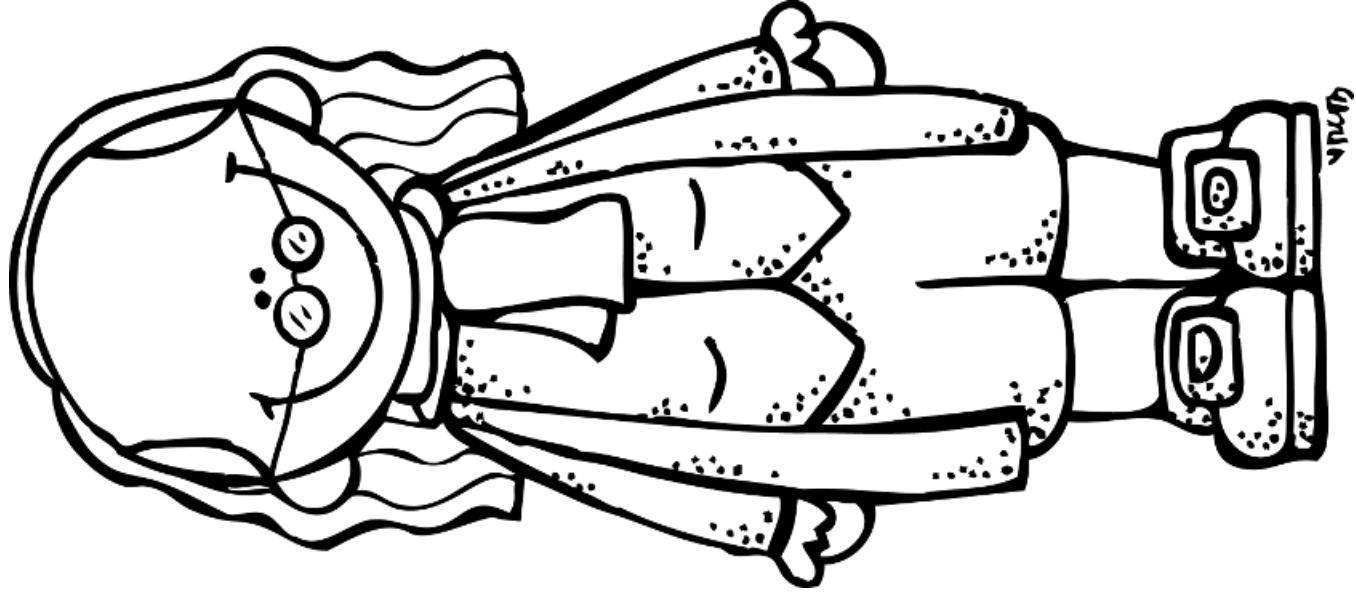
# NB



N is for  
North  
Bridge.


Bb


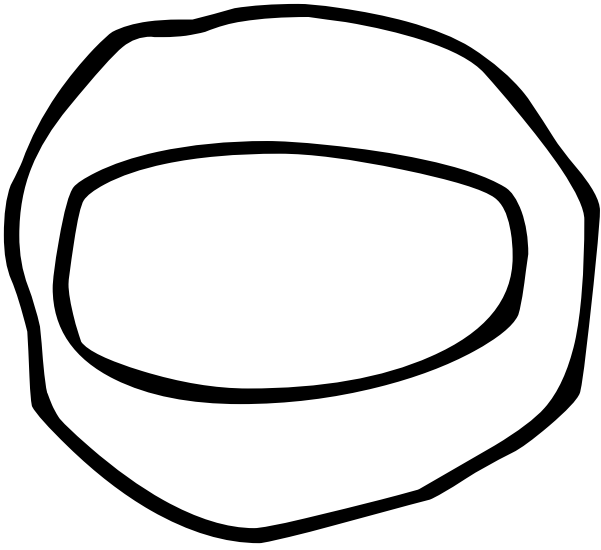
B is for  
Benjamin  
Franklin




Bb

B is for  
Betsy Ross.





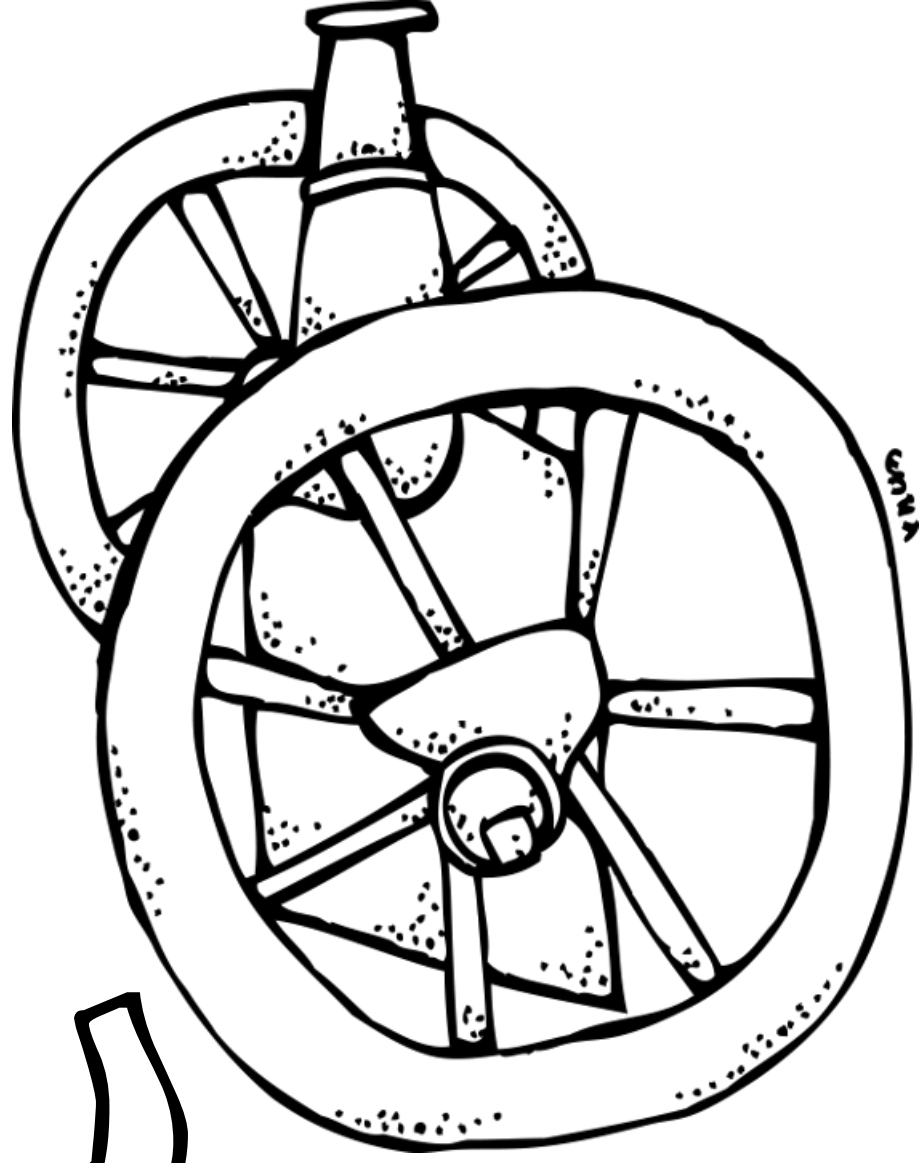
O is for  
Old Glory.



C

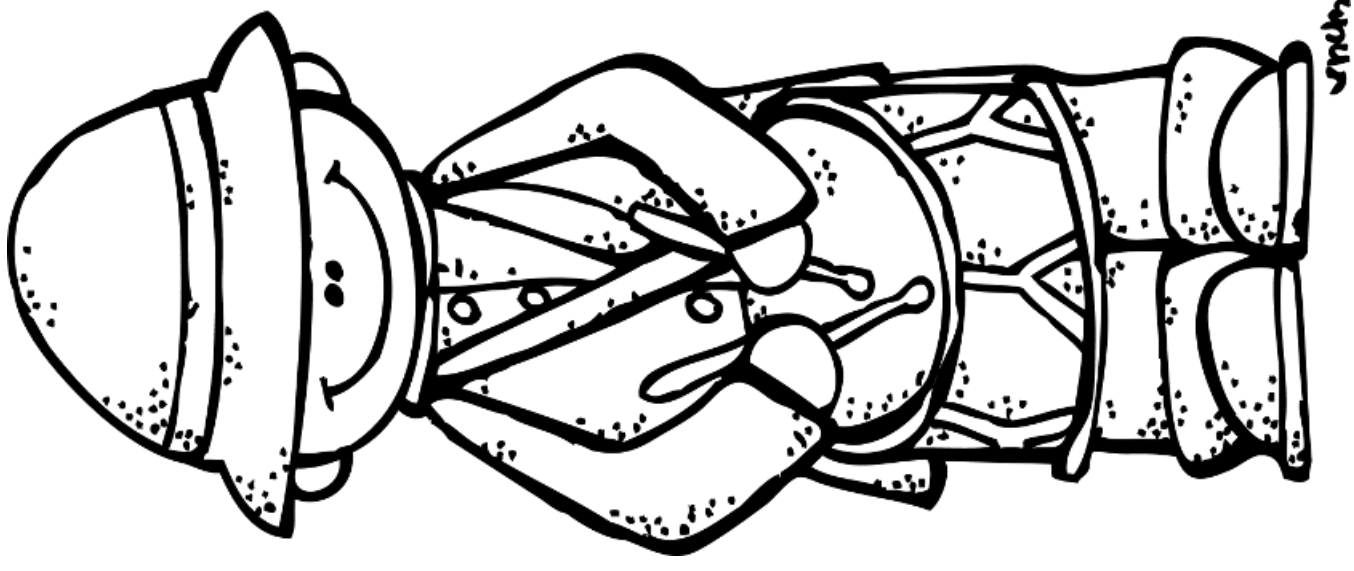
c

c is for  
cannons.



Drum


D is for  
drummer  
boy.



G


g

G is for  
George  
Washington.



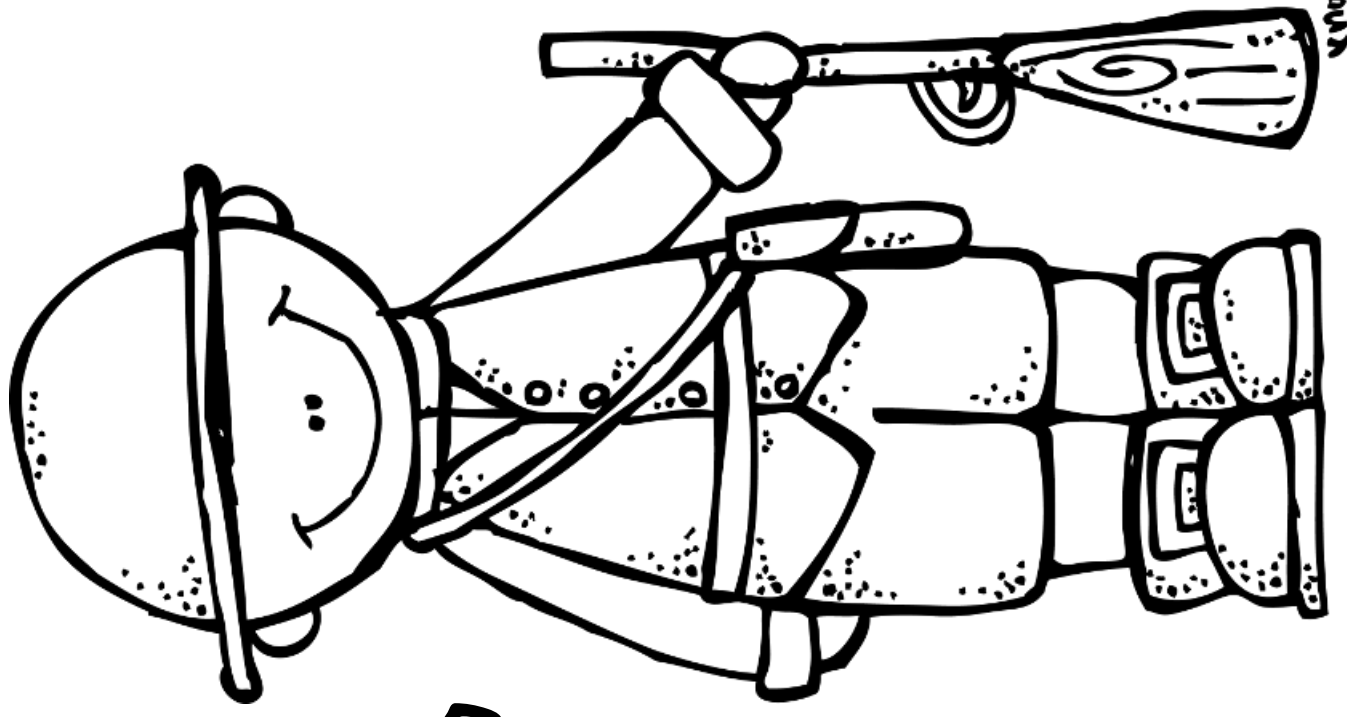


# KING



K is for  
King  
George

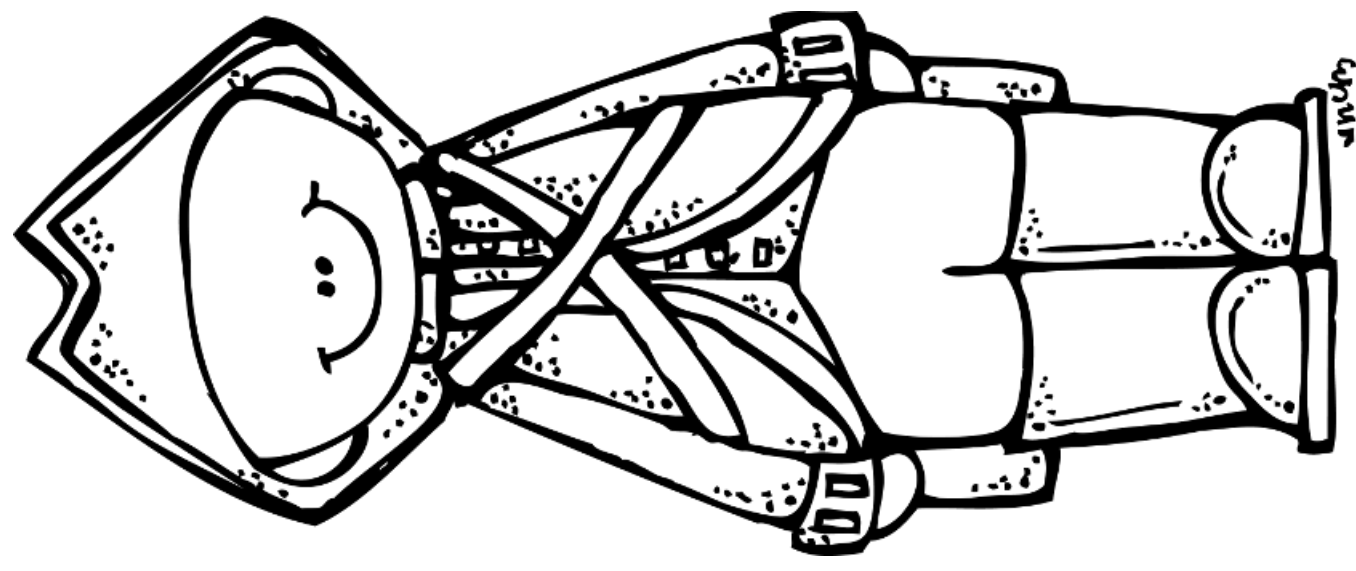
# MIM



M is for  
minuteman.

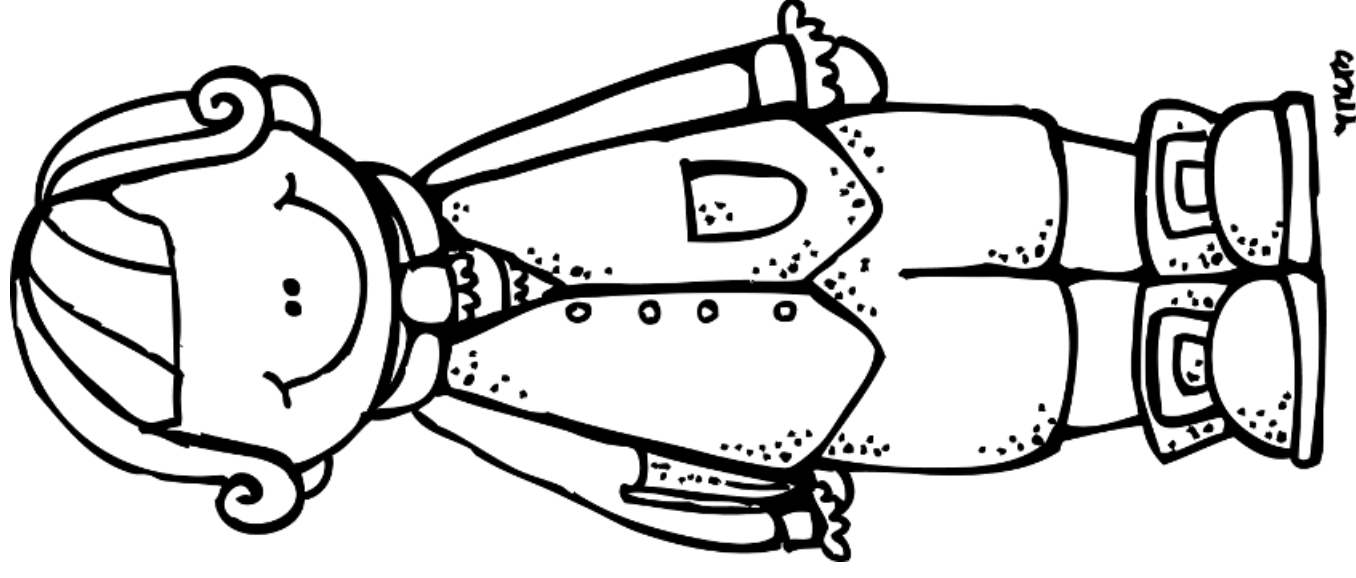
# RIE

R is for  
redcoat.



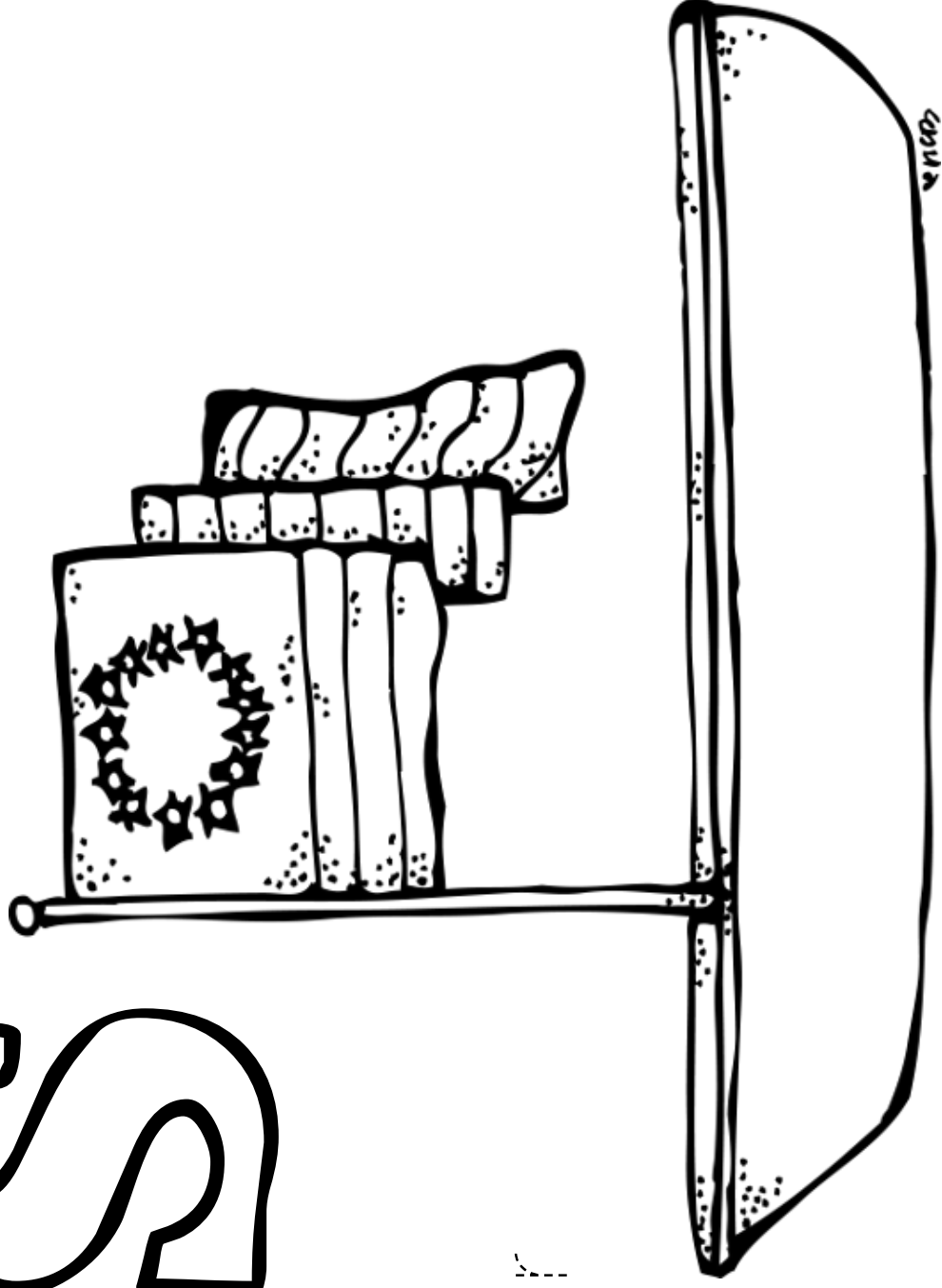
Tt

T is for  
Thomas  
Jefferson



S S

s is for  
skiff.



# Paul Revere

Color the picture.



Birth: \_\_\_\_\_

\_\_\_\_\_

Death: \_\_\_\_\_

\_\_\_\_\_

Job before the start of  
The Revolution: \_\_\_\_\_

\_\_\_\_\_

\_\_\_\_\_

What are things did they do during the  
American Revolution:

\_\_\_\_\_

\_\_\_\_\_

\_\_\_\_\_

\_\_\_\_\_

\_\_\_\_\_

\_\_\_\_\_

# Benjamin Franklin

Color the picture.



Birth: \_\_\_\_\_

\_\_\_\_\_

Death: \_\_\_\_\_

\_\_\_\_\_

Job before the start of  
The Revolution: \_\_\_\_\_

\_\_\_\_\_

\_\_\_\_\_

What are things did they do during the  
American Revolution:

\_\_\_\_\_

\_\_\_\_\_

\_\_\_\_\_

\_\_\_\_\_

\_\_\_\_\_

\_\_\_\_\_

# Betsy Ross

Color the picture.



Birth: \_\_\_\_\_

\_\_\_\_\_

Death: \_\_\_\_\_

\_\_\_\_\_

Job before the start of  
The Revolution: \_\_\_\_\_

\_\_\_\_\_

\_\_\_\_\_

What are things did they do during the  
American Revolution:

\_\_\_\_\_

\_\_\_\_\_

\_\_\_\_\_

\_\_\_\_\_

\_\_\_\_\_

\_\_\_\_\_



# George Washington

Color the picture.



Birth: \_\_\_\_\_

\_\_\_\_\_

Death: \_\_\_\_\_

\_\_\_\_\_

Job before the start of  
The Revolution: \_\_\_\_\_

\_\_\_\_\_

\_\_\_\_\_

What are things did they do during the  
American Revolution:

\_\_\_\_\_

\_\_\_\_\_

\_\_\_\_\_

\_\_\_\_\_

\_\_\_\_\_

\_\_\_\_\_

# King George

Color the picture.



Birth: \_\_\_\_\_

\_\_\_\_\_

Death: \_\_\_\_\_

\_\_\_\_\_

Job before the start of  
The Revolution: \_\_\_\_\_

\_\_\_\_\_

\_\_\_\_\_

What are things did they do during the  
American Revolution:

\_\_\_\_\_

\_\_\_\_\_

\_\_\_\_\_


\_\_\_\_\_

\_\_\_\_\_

\_\_\_\_\_

# Thomas Jefferson

Color the picture.



Birth: \_\_\_\_\_

\_\_\_\_\_

Death: \_\_\_\_\_

\_\_\_\_\_

Job before the start of  
The Revolution: \_\_\_\_\_

\_\_\_\_\_

\_\_\_\_\_

What are things did they do during the  
American Revolution:

\_\_\_\_\_

\_\_\_\_\_

\_\_\_\_\_

\_\_\_\_\_

\_\_\_\_\_

\_\_\_\_\_

# Minuteman

Color the picture.

Job before the start of  
The Revolution: \_\_\_\_\_

---

---


---

---

---

---

---



What are things did they do during the  
American Revolution:

---

---

---

---

---


---

---

# Redcoat

Color the picture.

Job before the start of  
The Revolution: \_\_\_\_\_



What are things did they do during the  
American Revolution: