



# School Pack Part 2

Thanks for stopping by and downloading my Mini School Pack. Be sure to download Part 2, 3 & Tot Pack.

Please read the [Terms of Use](#). If you have any questions please let me know.

Thanks! 3Dinosaurs.com



Graphics: [School Supplies](#), [Granny Loves School](#) & [Granny Loves School Line Art](#)

Purchased from [Scrappin Doodles](#);





O

L


R



K

O

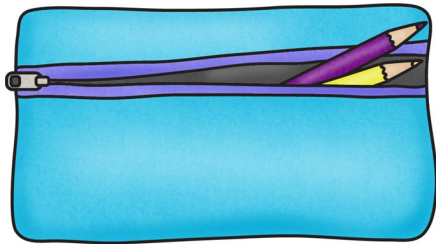
B



E

P


N



C

P


L



R

P


K



D

E

F



C

H

K



D

B


G



R

B


D



**B**

**R**

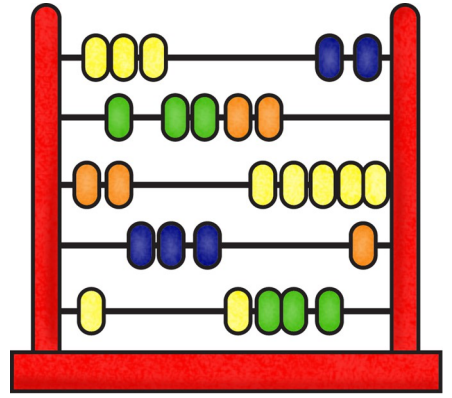
**D**



**S**

**D**

**B**



**A**

**S**

**C**



**Y**

**C**

**R**



**L**

**B**

**G**



**G**

**T**

**S**



**L**

**H**

**G**



**K**

**E**




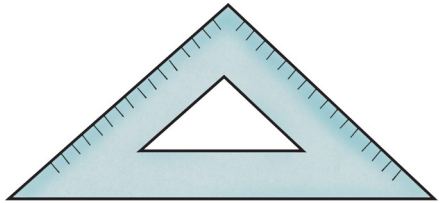
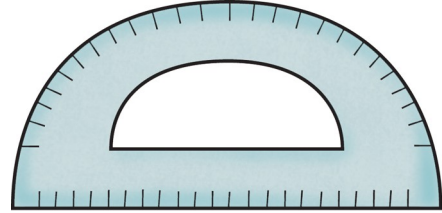
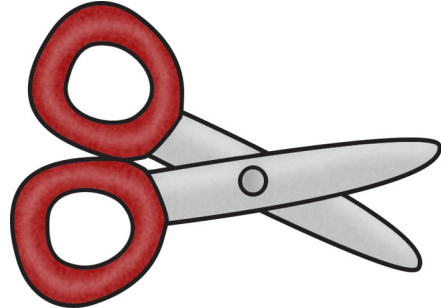



**M**



**P**


**T**

**A**

								
<b>B</b>	<b>T</b>	<b>P</b>	<b>P</b>	<b>C</b>	<b>N</b>	<b>C</b>	<b>L</b>	<b>P</b>
								
<b>T</b>	<b>D</b>	<b>F</b>	<b>T</b>	<b>P</b>	<b>C</b>	<b>S</b>	<b>R</b>	<b>C</b>
								
<b>K</b>	<b>P</b>	<b>B</b>	<b>T</b>	<b>S</b>	<b>K</b>	<b>S</b>	<b>A</b>	<b>T</b>




# Size Sequencing



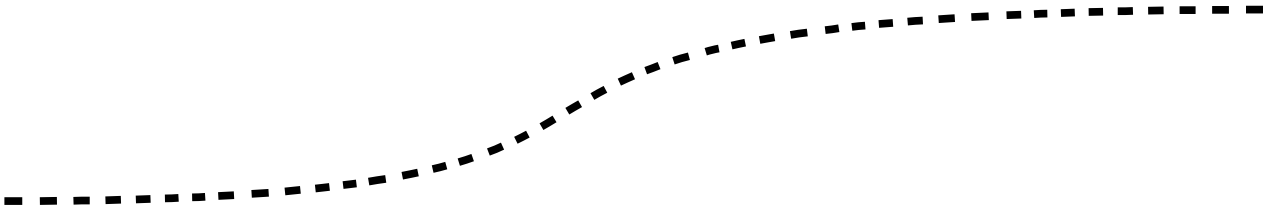

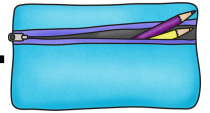
# Books

# Pencils

Cut out the items below and sort them.



# Cutting Practice

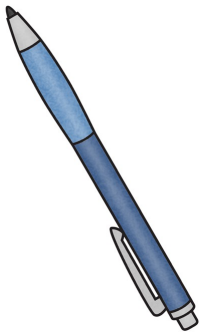




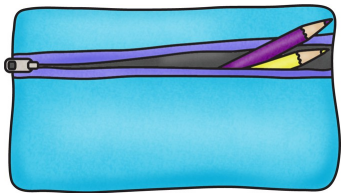
old lady




books



pen




pencil case




ruler





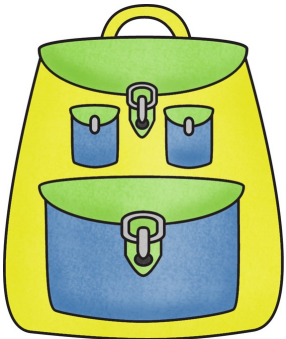
folder



chalk




bag



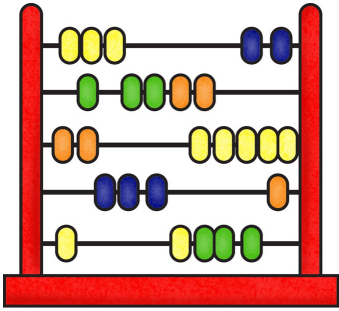
backpack



bulletin board



bus



abacus



crayons



globe



glue stick



highlighter




markers



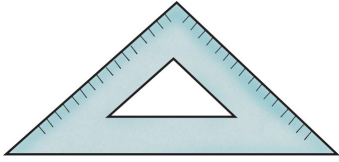
paints



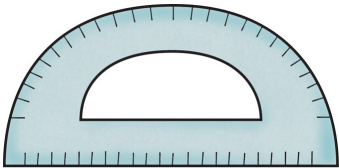
paint brush



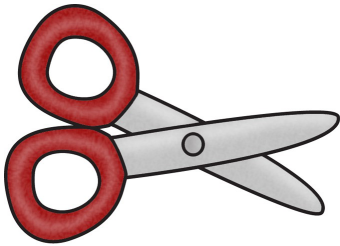
pencil




draft triangle



protractor



scissors



blackboard



tacks

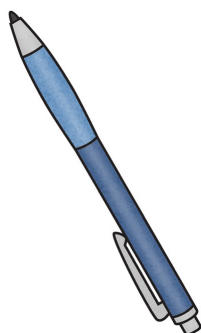




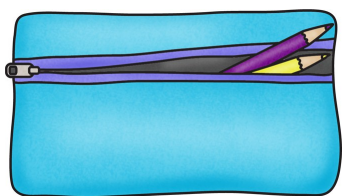
o o o o o o o




b b b b b b b




p p p p p p p




p p p p p p p



r r r r r r r



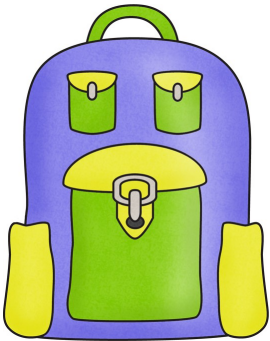
f f f f f f f



c c c c c c c




b b b b b b b



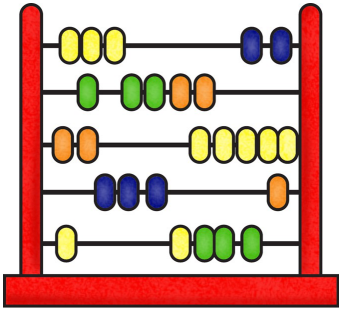
b b b b b b b



b b b b b b b



b b b b b b b



a a a a a a



c c c c c c c



g g g g g g g



g g g g g g g

Created by Cassie @ 3Dinosaurs.com



h h h h h h h




m m m m m m m



p p p p p p p



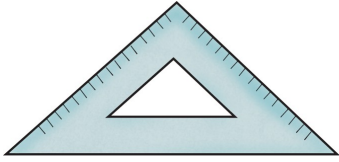
p p p p p p p



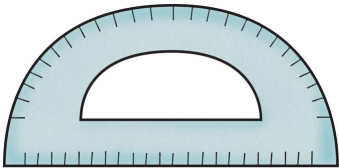
p p p p p p p

Created by Cassie @ 3Dinosaurs.com

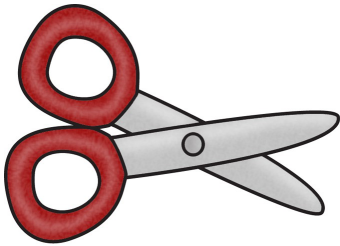




d d d d d d d



p p p p p p p



s s s s s s s



b b b b b b b



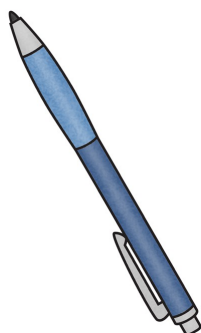
t t t t t t t t



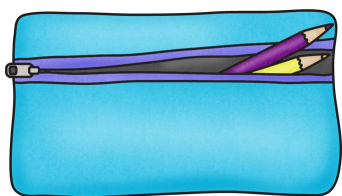
old lady




books




pen




pencil case



ruler



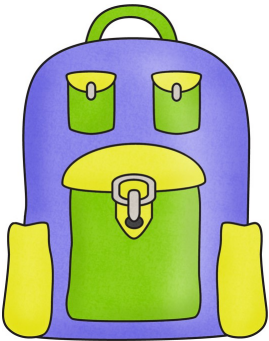
fold



chalk




bag



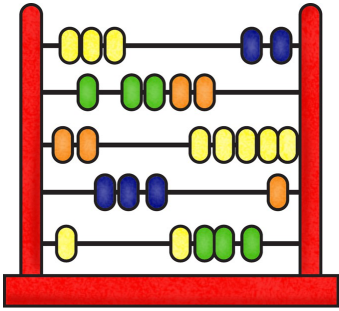
backpack



bulletin board



bus



abacus



crayons



globe



glue stick





highlighter




markers



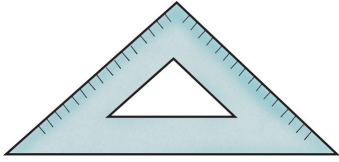
paints



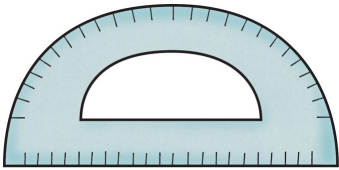
paint brush



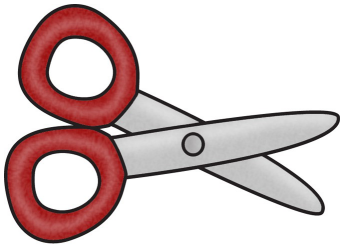
pencil



draft triangle



protractor



scissors



blackboard



tacks



---

---

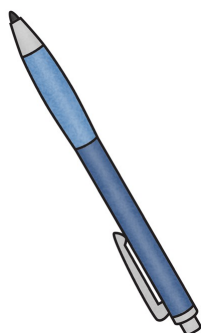
---



---

---

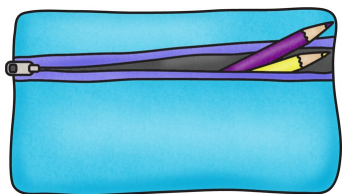
---



---

---


---



---

---


---




---

---

---




Three horizontal lines for handwriting practice: a solid top line, a dashed middle line, and a solid bottom line.



Three horizontal lines for handwriting practice: a solid top line, a dashed middle line, and a solid bottom line.



Three horizontal lines for handwriting practice: a solid top line, a dashed middle line, and a solid bottom line.




Three horizontal lines for handwriting practice: a solid top line, a dashed middle line, and a solid bottom line.



Three horizontal lines for handwriting practice: a solid top line, a dashed middle line, and a solid bottom line.

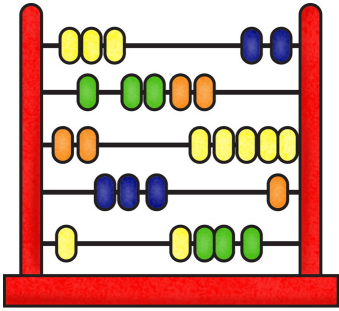




---

---

---



---

---

---



---

---

---



---

---

---



---

---

---



---

---

---



---

---

---



---

---


---



---

---

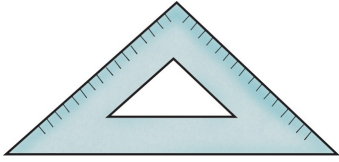
---



---

---

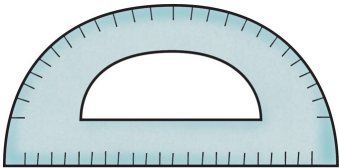
---



---

---

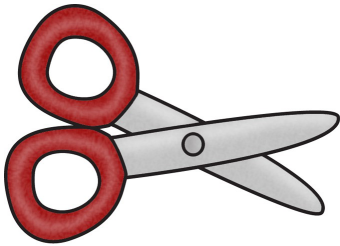
---



---

---

---



---

---

---



---

---

---



---

---

---

0	=			
1	2	3	4	5
6	7	8	9	10
1	2	3	4	5
6	7	8	9	10
11	12	13	14	15
16	17	18	19	20



# Add the School Supplies


+

=




# Greater Than/ Less Than

# Subtract the School Supplies



=



=



# Count the School Supplies

