

Mini Shark Tot Pack

Thanks for stopping by and downloading my Mini Shark Pack. Be sure to download Part 2 & Tot Pack.

These printables are provided *FREE* of charge. Please do share my printables. But please remember that all of my printables are for personal use. You cannot claim these printables or sell them as your own. All the printables and pictures are the property of 3 Dinosaurs.

Please DO

- Download the files to your computers and print them off for personal use.
- Direct people to the blog or site when sharing with others.
- Give proper credit back to 3 Dinosaurs when blogging about our files.

You May Not

- Link directly to the pdf file.
- Alter my files in any way.
- Store them on your website in any format.
- Seek to use these to drive traffic to your site or sell them in any way.
- Print off and sell them to others.

Please remember this is about being Honest.

I reserve the right to change this policy at any time.

Please read the [Terms of Use](#). If you have any questions please let me know.

Thanks! 3Dinosaurs.com

Graphics: Purchased from [Tanya J Ramsey](#) & [Melonheadz Illustrations](#)



Shark Pack Index

Part 1

3-4 - 3 Part Cards
5 – Which ones is Different?
6 - What Comes Next?
7 - Prewriting Practice
8 – Pattern Cards
9 – Matching Cards
11 – Size Sequencing
12 – Shark Writing
13 – Trace & Color
14 – Shark Sorting
15- 19 – 4 Piece Puzzles
20 – 10 Piece Puzzle
21 – Color by Size
22-23 – Wall Cards
24-27 – Tracing Beginning Sounds
28-29 – Tracing Word
30-31 – Write the Word
32 – Beginning Sounds

Part 2

3 – Color the Pattern
4 – Fill in the Missing Image

Part 4

3 – Color the pattern
4 – Counting and Matching
5 – CVC Word writing
6 – Writing SH- Words
7 – Fill in the missing Number Math
8 – Roll & Cover

Part 3

3-4 – Size Sorting
5-6 Cutting practice
7-16 – Write a sentence about the Sharks
17- Dot the S
18 – Trace the S
19-23 – Roll & Counting or Tally Shark
24 – Follow the Letter S
25 – Describe the Shark
26 – Shark Writing & Tracing
27-28 – Acrostic Poems
29 – Measure the Shark
30-34 – Even and Odd Sorting
35 – Shark Adding
36 – Shark Multiplication
37-39 – Spinning Math Adding, Subtraction, Multiplication




Tot Pack

3-8 - Solid Line Prewriting
9-14 - Dashed Line Prewriting
15-16 – Which One is Different




Prewriting Practice




Prewriting Practice





Prewriting Practice




Which One is Different?




Which One is Different?




Color the Shark




3Dinosaurs.com




I see a pink shark.




I see a red shark.




I see a yellow shark.




I see a orange shark.




I see a purple shark.




I see a blue shark.




I see a black shark.




I see a brown shark.



I see a green shark.




I see a gray shark.



I see a white shark.


Matching Cards




On the following pages print it out twice. You can cut up both and use as matching cards. Or leave one as is and let child match the cards to the sheet.




9 Piece Puzzle

On the last page for younger children copy this page twice and use one as a template to help them finish the puzzle.






9 Piece Puzzle



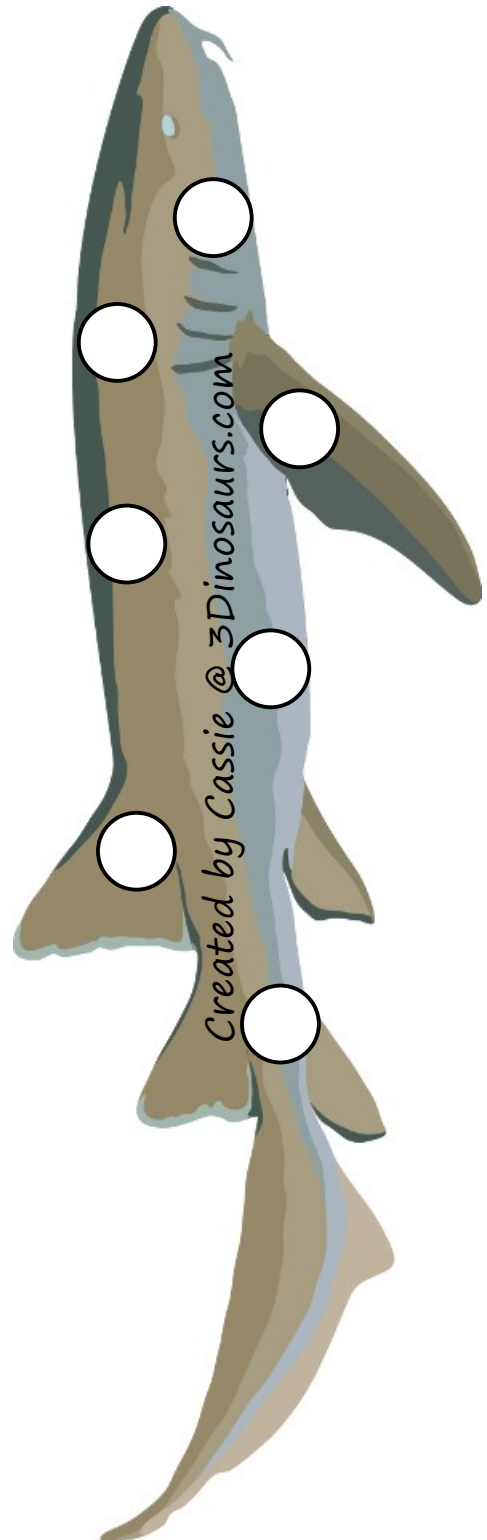

For younger children copy this page twice and use one as a template to help them finish the puzzle.



shark

Lacing Cards

Print on card stock, laminate, cut out and punch holes on the following picture to use as lacing card.



Created by Cassie @ 3Dinosaurs.com