



Shark Pack Part 3

Thanks for stopping by and downloading my Mini Shark Pack. Be sure to download Part 1, 2, 4 & Tot Pack.

These printables are provided *FREE* of charge. Please do share my printables. But please remember that all of my printables are for personal use. You cannot claim these printables or sell them as your own. All the printables and pictures are the property of 3 Dinosaurs.

Please DO

- Download the files to your computers and print them off for personal use.
- Direct people to the blog or site when sharing with others.
- Give proper credit back to 3 Dinosaurs when blogging about our files.

You May Not

- Link directly to the pdf file.
- Alter my files in any way.
- Store them on your website in any format.
- Seek to use these to drive traffic to your site or sell them in any way.
- Print off and sell them to others.

Please remember this is about being Honest.

I reserve the right to change this policy at any time.

Please read the [Terms of Use](#). If you have any questions please let me know.

Thanks! 3Dinosaurs.com

Graphics: Purchased from [Tanya J Ramsey](#) & [Melonheadz Illustrations](#)



Shark Pack Index

Part 1

3-4 - 3 Part Cards
5 – Which ones is Different?
6 - What Comes Next?
7 - Prewriting Practice
8 – Pattern Cards
9 – Matching Cards
11 – Size Sequencing
12 – Shark Writing
13 – Trace & Color
14 – Shark Sorting
15- 19 – 4 Piece Puzzles
20 – 10 Piece Puzzle
21 – Color by Size
22-23 – Wall Cards
24-27 – Tracing Begging Sounds
28-29 – Tracing Word
30-31 – Write the Word
32 – Begging Sounds

Part 2

3 – Color the Pattern
4 – Fill in the Missing Image

Part 4

3 – Color the pattern
4 – Counting and Matching
5 – CVC Word writing
6 – Writing SH- Words
7 – Fill in the missing Number Math
8 – Roll & Cover


Part 3

3-4 – Size Sorting
5-6 Cutting practice
7-16 – Write a sentence about the Sharks
17- Dot the S
18 – Trace the S
19-23 – Roll & Counting or Tally Shark
24 – Follow the Letter S
25 – Describe the Shark
26 – Shark Writing & Tracing
27-28 – Acrostic Poems
29 – Measure the Shark
30-34 – Even and Odd Sorting
35 – Shark Adding
36 – Shark Multiplication
37-39 – Spinning Math Adding, Subtraction, Multiplication

Tot Pack

3-5 - Solid Line Prewriting
6-7 – Which One is Different
8-10 – Color the Shark Book
12 – Matching Cards
13 – 9 piece Puzzle
14 – Dot the S
15 – Lacing cards

Size Sorting

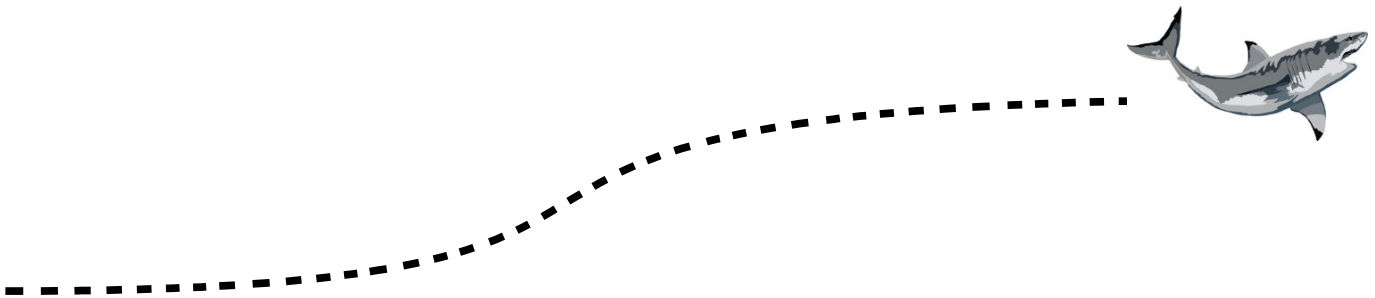

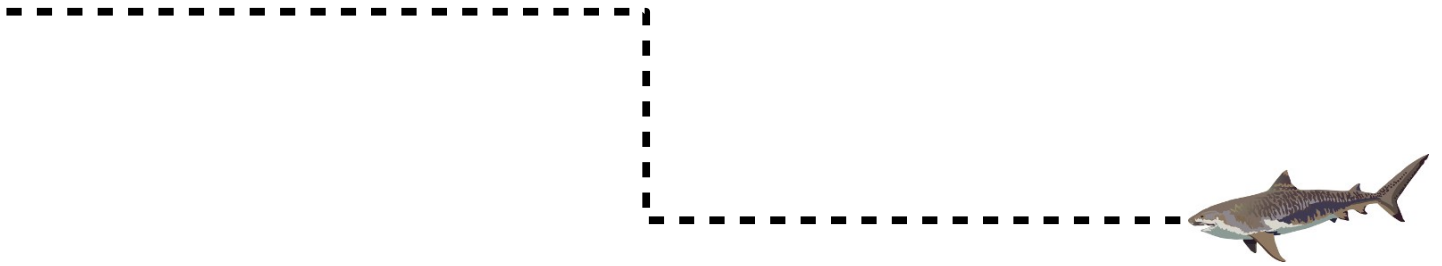
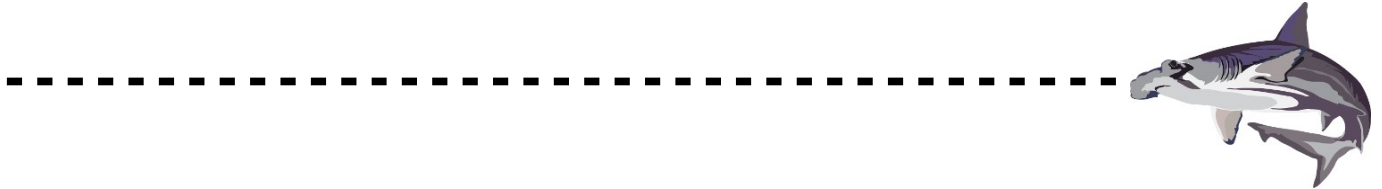


Small

Medium

Large

Cutting Practice




Cutting Practice



Writing

bull shark



Write a sentence about bull shark.

Handwriting practice lines consisting of solid top and bottom lines with a dashed midline for letter height guidance. There are eight sets of these lines provided for writing practice.

Writing

great white shark



Write a sentence about a great white shark.

Handwriting practice lines consisting of solid top and bottom lines with a dashed middle line. There are five sets of these lines provided for writing practice.

Writing

hammer head shark




Write a sentence about a hammer head shark.

[illegible]

Writing

lemon
shark




Write a sentence about a lemon shark.

Handwriting practice lines consisting of solid top and bottom lines with a dashed middle line. There are five sets of these lines for writing practice.

Writing

nurse
shark



Write a sentence about a nurse shark.


Handwriting practice lines consisting of solid top and bottom lines with a dashed middle line. There are eight sets of these lines for writing practice.

A stylized illustration of a shark, likely a mako, shown in profile swimming towards the right. The shark has a long, thin, and deeply forked tail. Its body is light blue with a darker blue stripe running along its side. The fins are dark blue. The illustration is set against a plain white background.

[illegible]

Writing

tiger
shark




Write a sentence about a tiger shark.

Handwriting practice lines consisting of solid top and bottom lines with a dashed middle line. There are five sets of these lines provided for writing practice.

Writing

mako
shark




Write a sentence about a mako shark.

Handwriting practice lines consisting of solid top and bottom lines with a dashed midline for letter height guidance. There are eight sets of these lines provided for writing practice.

Writing

whale shark




Write a sentence about a whale shark.

Handwriting practice lines consisting of solid top and bottom lines with a dashed middle line. There are eight sets of these lines provided for writing practice.

Writing


white tip shark




Write a sentence about a white tip shark.


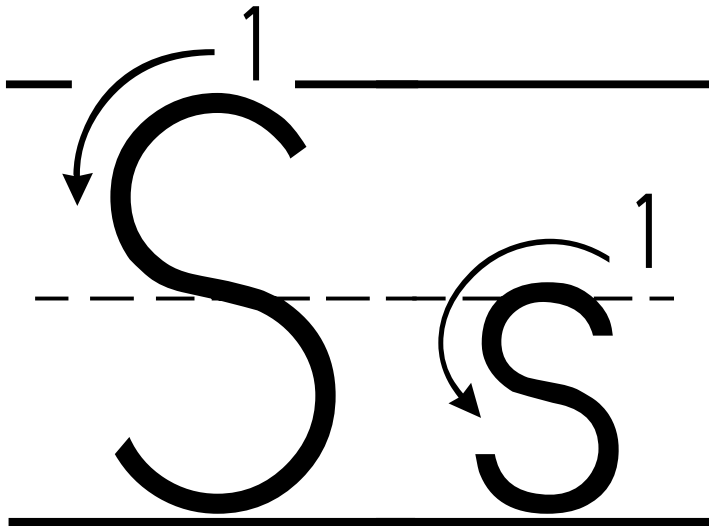
Handwriting practice lines consisting of solid top and bottom lines with a dashed middle line. There are five sets of these lines provided for writing practice.

Ss

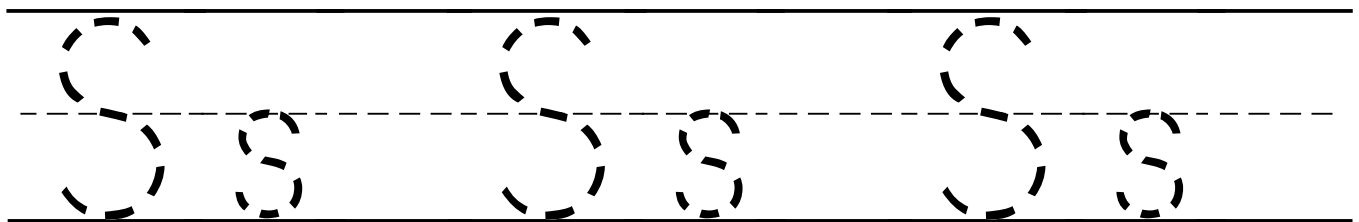
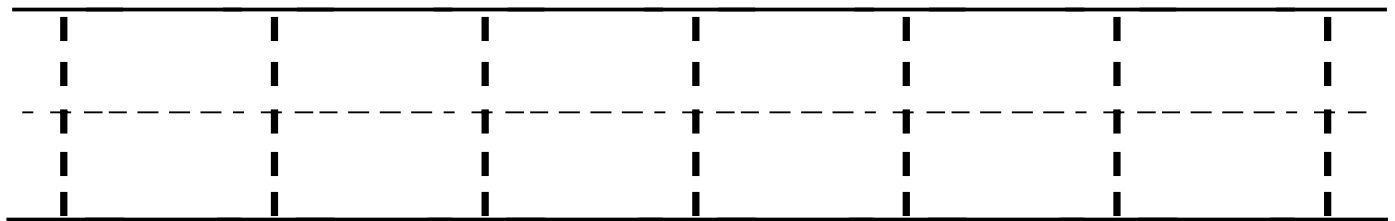
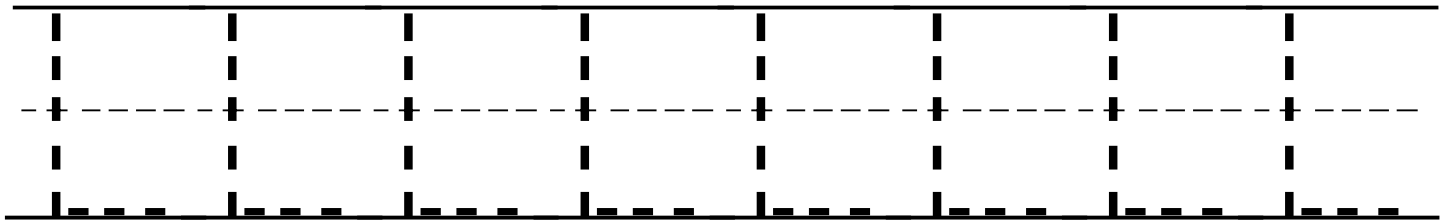


Color all the letter Ss's.

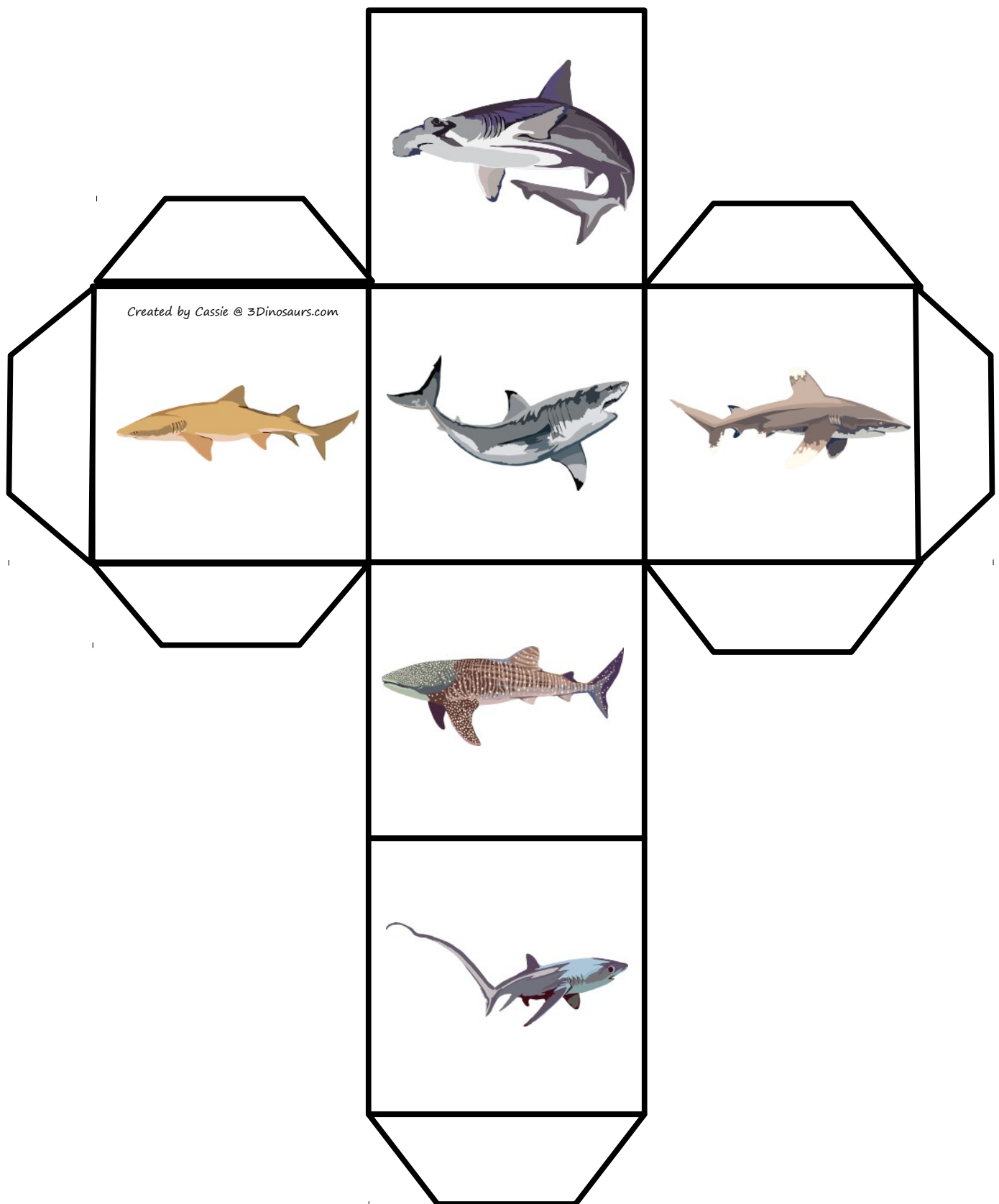










shark









Cut out and fold to make a dice.









Roll and Count Sharks

5						
4						
3						
2						
1						
						

Roll and Count Sharks

10						
9						
8						
7						
6						
5						
4						
3						
2						
1						
						

Roll and Count Sharks

20						
19						
18						
17						
16						
15						
14						
13						
12						
11						
10						
9						
8						
7						
6						
5						
4						
3						
2						
1						
						

Shark Tally

Total



Which
had the
most?



Which
had the
least?





Follow the Letter S




Start

s	q	W	r	r	l	b
S	x	f	h	T	P	L
s	s	s	V	S	S	S
A	E	S	t	S	d	s
H	G	s	S	s	M	S
C	g	J	f	N	J	s
V	J	z	S	s	S	S
c	Y	P	S	t	b	m
Y	i	x	S	d	F	J
l	j	u	s	s	S	s

Describe Shark

Use the bubbles below to describe 4 things about great white shark.





Shark Writing



Read, trace and write the following sentences.

Sharks have lots
of teeth.

Sharks have lots of
teeth.

I see two sharks.

I see two sharks.

Shark Acrostic Poems

Write words using the letters from Mako Shark

M

A

N

O


S

H

A

R

K



Shark Acrostic Poems

Write words using the letters from Great White Shark

G _____

R _____

E _____

A _____

T _____

W _____

H _____

I _____

T _____

E _____


S _____

H _____

A _____

R _____


K _____




Measuring the Sharks

Measure the sharks using a ruler, paper clips or cubes.


1.




2.




3.



4.



5.



1



2



3



4



5



6



9



12



8



11



7



10



13



14



15



16



17



18



19



22



20



23



21



24




Sorting Even or Odd

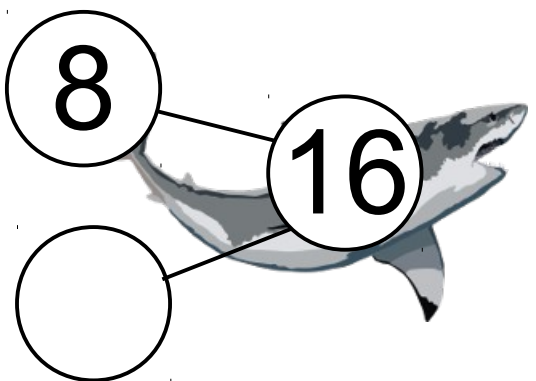
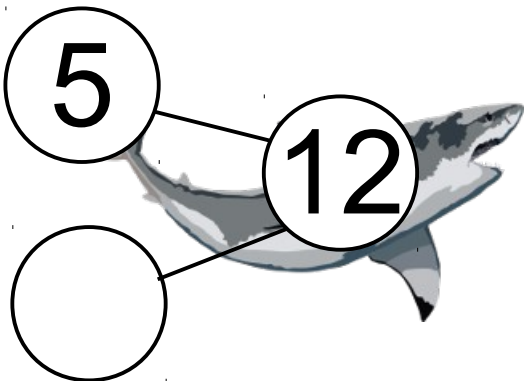
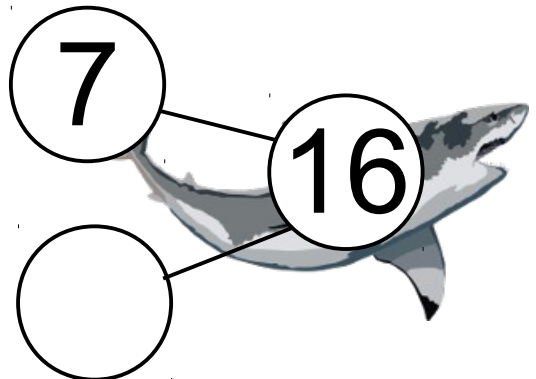
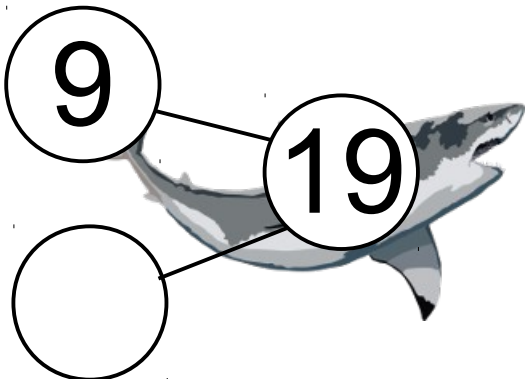
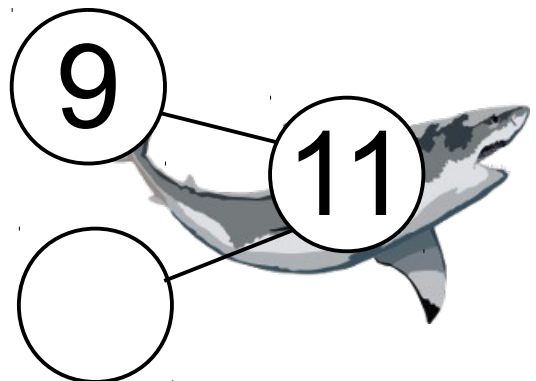
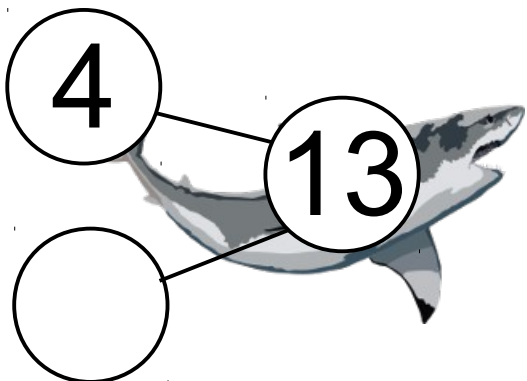
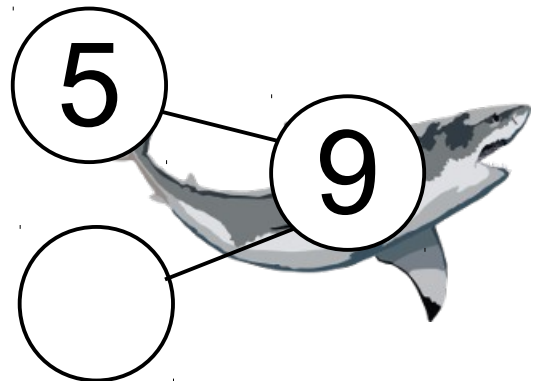

Odd



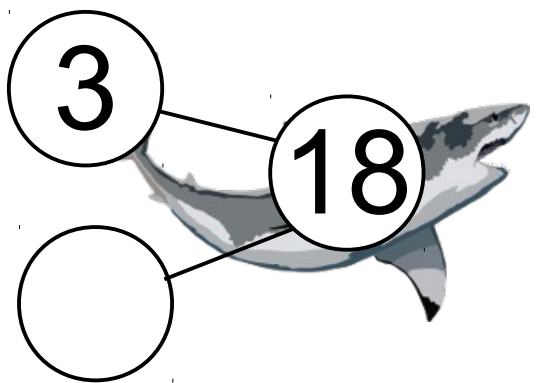
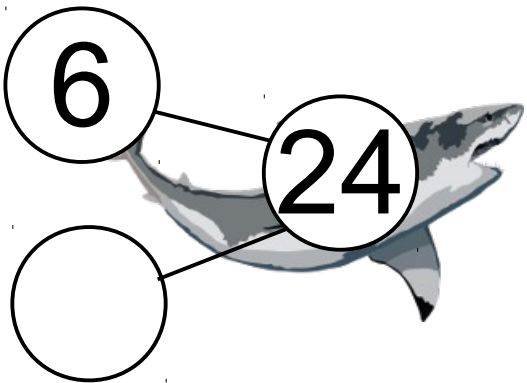

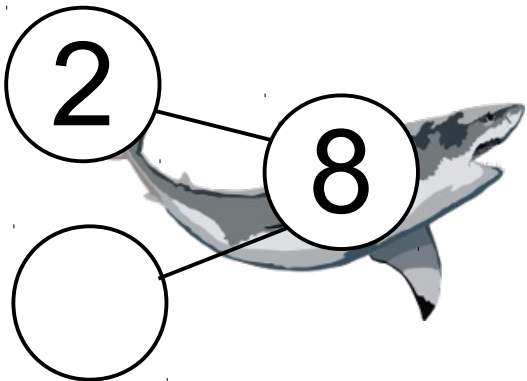
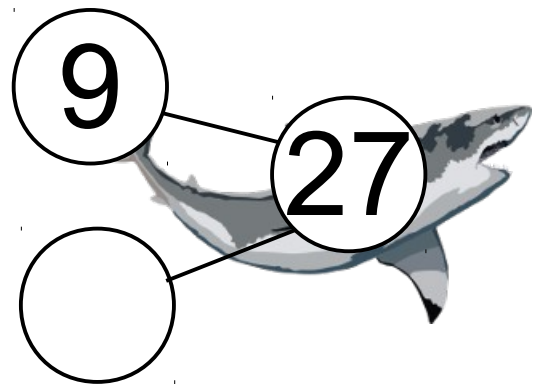
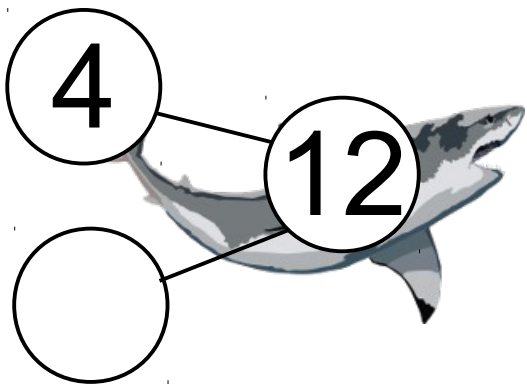
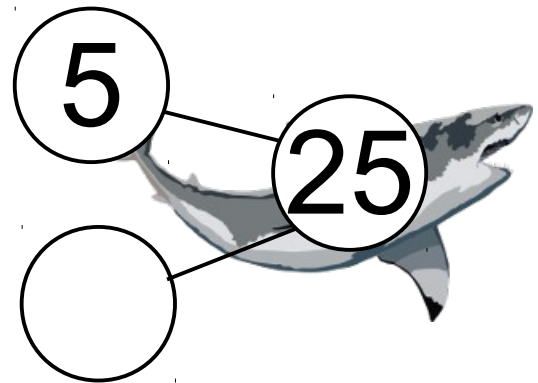
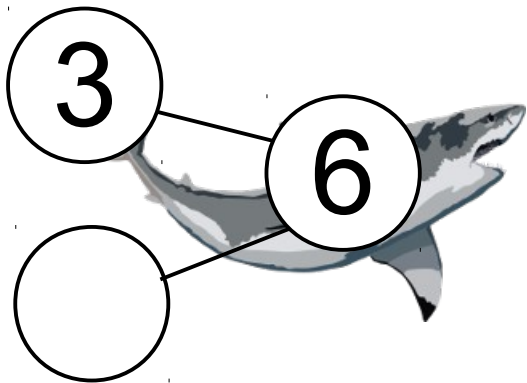
Even



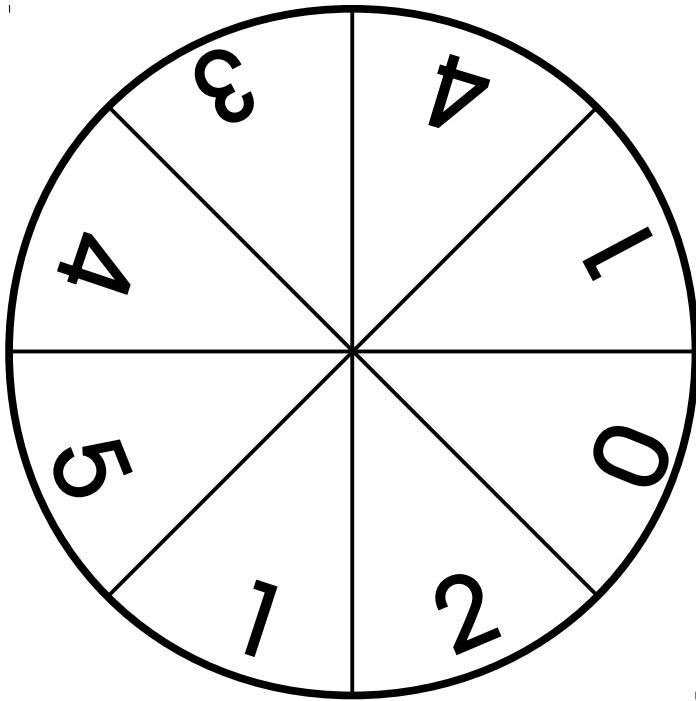
Shark Adding



Shark Multiplication



Adding Math



Use a pencil and paperclip to make your spinner. Spin twice for the numbers to add.

$$\underline{\quad} + \underline{\quad} = \underline{\quad}$$

$$\underline{\quad} + \underline{\quad} = \underline{\quad}$$

$$\underline{\quad} + \underline{\quad} = \underline{\quad}$$

$$\underline{\quad} + \underline{\quad} = \underline{\quad}$$

$$\underline{\quad} + \underline{\quad} = \underline{\quad}$$

$$\underline{\quad} + \underline{\quad} = \underline{\quad}$$


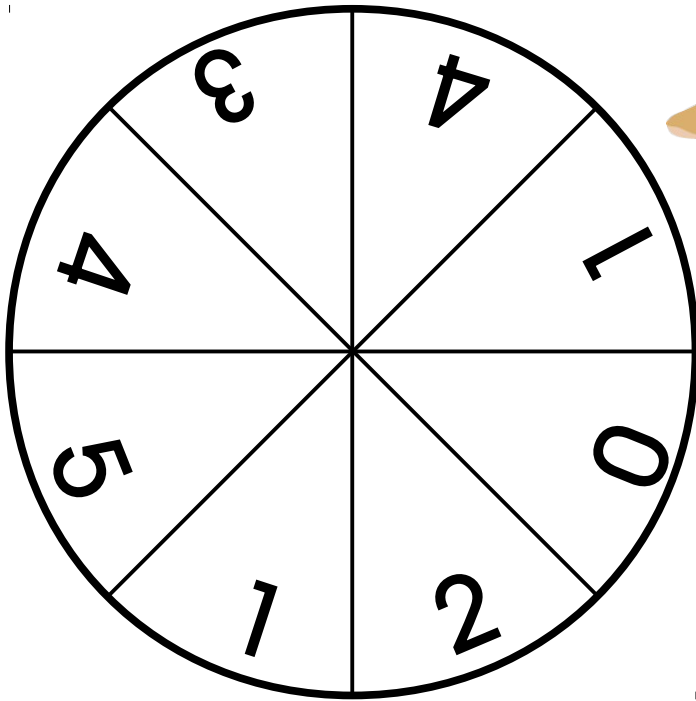
$$\underline{\quad} + \underline{\quad} = \underline{\quad}$$

$$\underline{\quad} + \underline{\quad} = \underline{\quad}$$

$$\underline{\quad} + \underline{\quad} = \underline{\quad}$$

$$\underline{\quad} + \underline{\quad} = \underline{\quad}$$

Subtraction Math



Use a pencil and paperclip to make your spinner. Spin twice for the numbers to add.

$$12 - \underline{\quad} = \underline{\quad}$$

$$5 - \underline{\quad} = \underline{\quad}$$

$$6 - \underline{\quad} = \underline{\quad}$$

$$9 - \underline{\quad} = \underline{\quad}$$

$$10 - \underline{\quad} = \underline{\quad}$$

$$11 - \underline{\quad} = \underline{\quad}$$

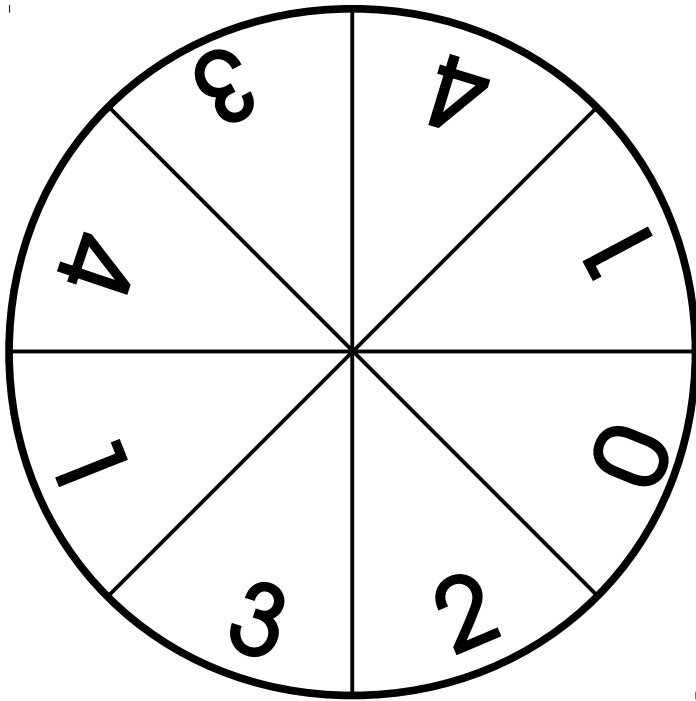
$$8 - \underline{\quad} = \underline{\quad}$$

$$10 - \underline{\quad} = \underline{\quad}$$

$$7 - \underline{\quad} = \underline{\quad}$$

$$7 - \underline{\quad} = \underline{\quad}$$

Multiplication Math



Use a pencil and paperclip to make your spinner. Spin twice for the numbers to do your multiply.

$$\underline{\quad} \times \underline{\quad} = \underline{\quad}$$

$$\underline{\quad} \times \underline{\quad} = \underline{\quad}$$

$$\underline{\quad} \times \underline{\quad} = \underline{\quad}$$

$$\underline{\quad} \times \underline{\quad} = \underline{\quad}$$

$$\underline{\quad} \times \underline{\quad} = \underline{\quad}$$

$$\underline{\quad} \times \underline{\quad} = \underline{\quad}$$

$$\underline{\quad} \times \underline{\quad} = \underline{\quad}$$

$$\underline{\quad} \times \underline{\quad} = \underline{\quad}$$

$$\underline{\quad} \times \underline{\quad} = \underline{\quad}$$

$$\underline{\quad} \times \underline{\quad} = \underline{\quad}$$