

Tot Pack

Thanks for stopping by and downloading my Snow Learning Pack. Be sure to download Part 1, 2, 3, & 4.

These printables are provided *FREE* of charge. Please do share my printables. But please remember that all of my printables are for personal use. You cannot claim these printables or sell them as your own. All the printables and pictures are the property of 3 Dinosaurs.

Please DO

- Download the files to your computers and print them off for personal use.
- Direct people to the blog or site when sharing with others.
- Give proper credit back to 3 Dinosaurs when blogging about our files.

You May Not

- Link directly to the pdf file.
- Alter my files in any way.
- Store them on your website in any format.
- Seek to use these to drive traffic to your site or sell them in any way.
- Print off and sell them to others.

Please remember this is about being Honest.

I reserve the right to change this policy at any time.

Please read the [Terms of Use](#). If you have any questions please let me know.



Thanks! 3Dinosaurs.com

Graphics: Purchased from Melonheadz Illustrations



Snow Pack Index

Part 1

3-4 – 3 Part Cards
 5 - Which One Is Different
 6 - What Comes Next?
 7-8 - Prewriting Practice
 9 – Pattern Cards
 10-11 - Matching Cards
 12-17 – 4 Piece Puzzles
 18-20 – 10 Piece Puzzles
 21-22 – Trace the Letter S
 23 – Dot the S
 24 – Color the S
 25-30 – 0 to 20 Clip & Count Cards
 31 – Trace the Snowflake

Part 2

3 –Begging Sound
 4-5 - Pocket Chart Cards
 6-9 – Trace Begging Sound
 10-11 – Trace Words
 12-13 – Write Words
 14-16 – Write Sentences
 17-19 – Trace & Color
 20 – Snow Sorting
 21 – Label Begging Sound
 22 – Label the Snowman
 23-24 – Snow Read, Trace and Write
 25-26 – Describe Snowman & write Sentences
 27-28 - Snow Acrostic Poems
 29 – Fill in the Missing Snow Words
 30 – Snow Read Write & Stamp
 31 – Answer the Question Matching

Part 3

3 – Size Sequencing
 4-5 – Size Sorting
 6 - Snowman Color by Size
 7 – Addition Sheets
 8-13 – Hands on Math Sheets
 14 – Math Matching
 15-22 – Math Roll & Count with Math questions
 23 – Snow Word Problems
 24-26 – Fill In the Missing Number
 27-28 – Count & Graph
 29-30 – Addition & Subtraction Sheets

Tot Pack

3-8 - Solid Line Prewriting
 9-14 - Dashed Line Prewriting
 15-16 – Which One is Different
 17 – Circle the Small Snowflakes
 18-20 – 2 Part Puzzles
 21-23 – Color the Snowflake
 25 – Matching Cards
 26 – 9 Piece Puzzle
 27-29 – Matching
 30-31 – Roll & Count
 32-33 – Shape Tracing
 34-35 - Dot the Letter S
 36-38 – Lacing Cards




Part 4

3-4 - Color the Patterns
 5-6 - Fill in the Missing patterns
 7 – Count and Match
 8 – Make Rhyming Words
 9 – Number Line
 10 – Fill in Missing Number Math
 11-13 – Roll & Cover
 14-15 – Writing Blends words
 16 – Measure the Thermometer
 17 – Pocket chart Sentences




Prewriting Practice



Prewriting Practice



Prewriting Practice




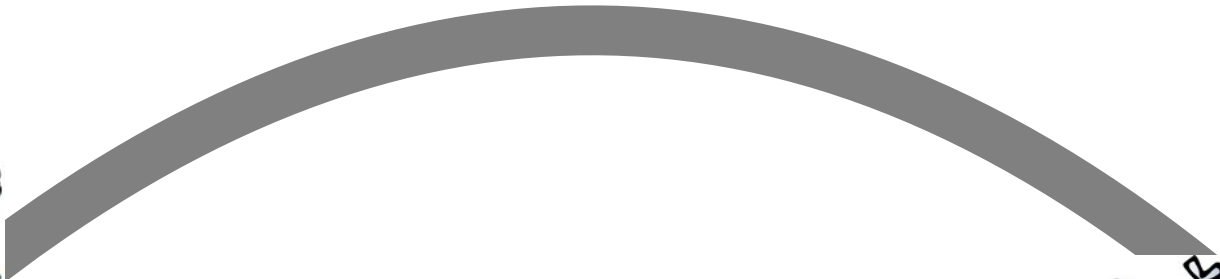
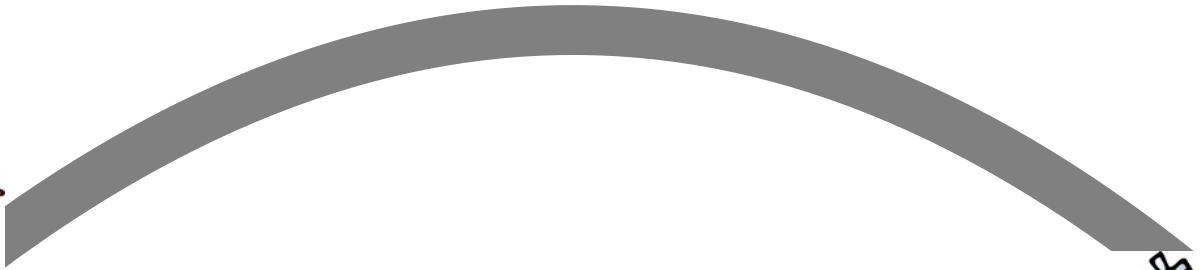
Prewriting Practice



Prewriting Practice



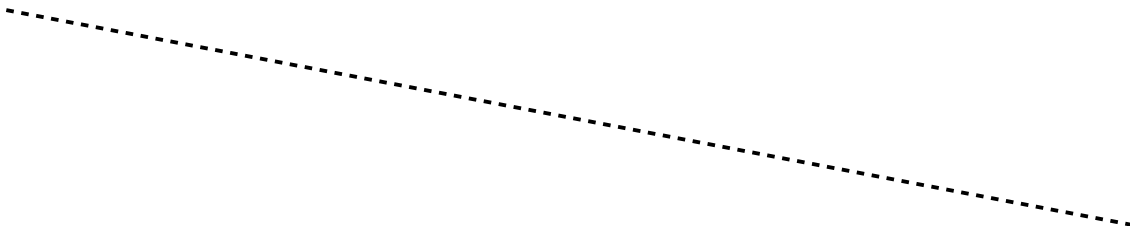
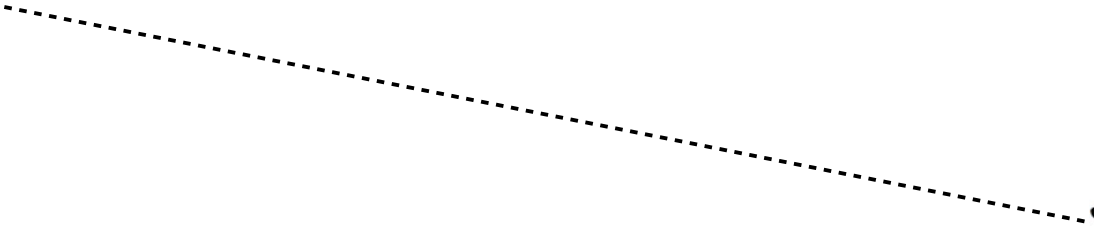
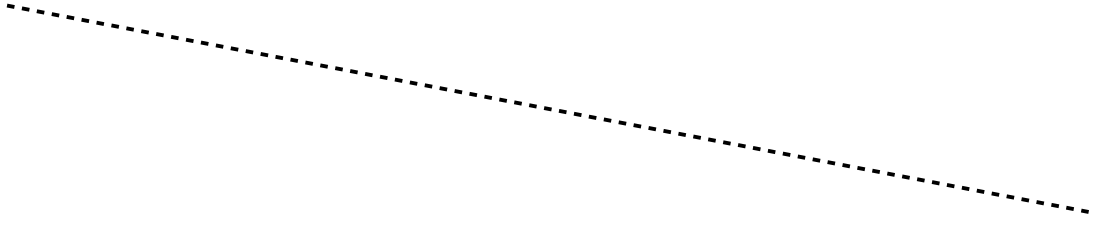
Prewriting Practice



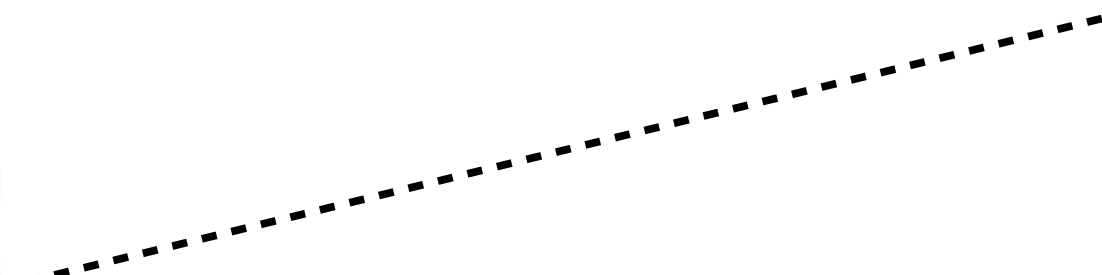
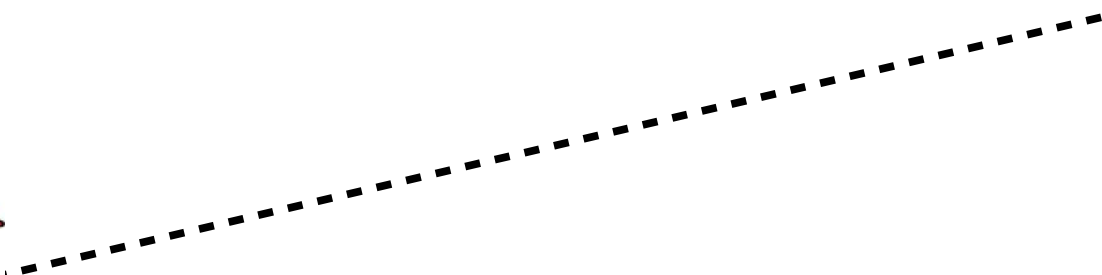
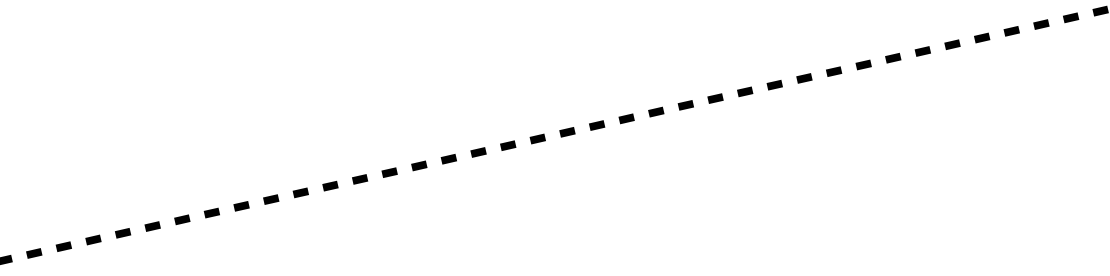
Prewriting Practice



Prewriting Practice



Prewriting Practice




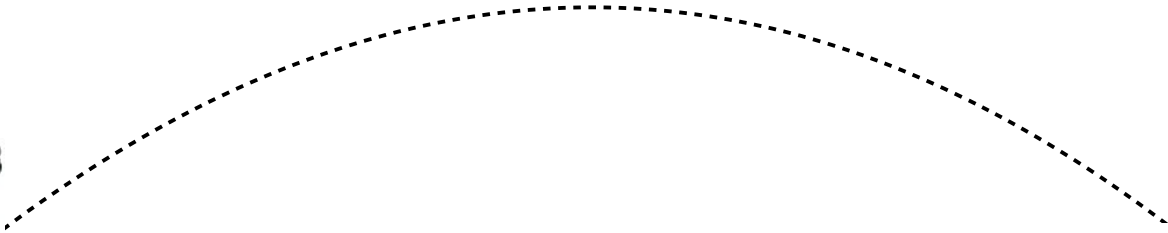
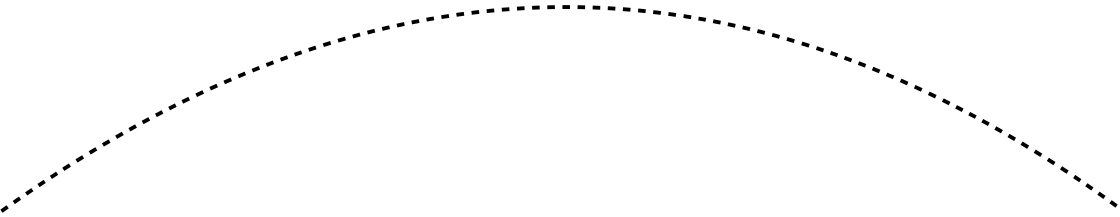
Prewriting Practice





Prewriting Practice



Prewriting Practice



Which One is Different?





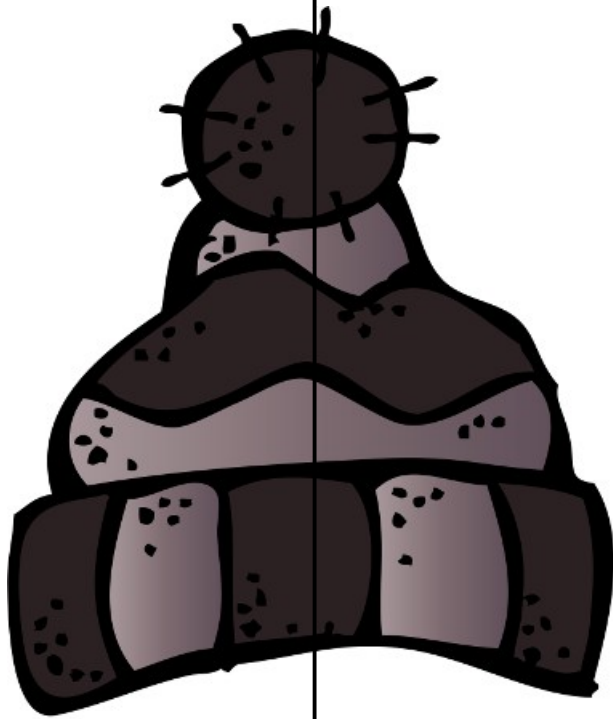
Which One is Different?



Circle the Small Snowflakes

Look at the pictures and circle the smallest snowflakes.





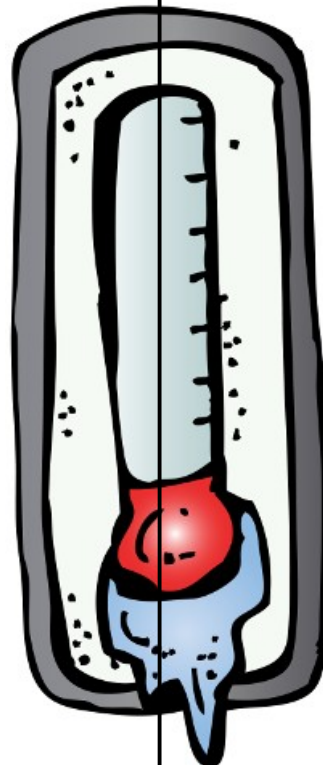

Created by Cassie @ 3Dinosaurs.com



Created by Cassie @ 3Dinosaurs.com



Created by Cassie @ 3Dinosaurs.com



Created by Cassie @ 3Dinosaurs.com




Created by Cassie @ 3Dinosaurs.com




Created by Cassie @ 3Dinosaurs.com


Color the Snowflake




3Dinosaurs.com




The snowflake is
pink.




The snowflake is
red.




The snowflake is
yellow.




The snowflake is
orange.




The snowflake is
purple.




The snowflake is
blue.




The snowflake is
black.




The snowflake is
brown.



The snowflake is
green.



The snowflake is
gray.



The snowflake is
white.

Matching Cards

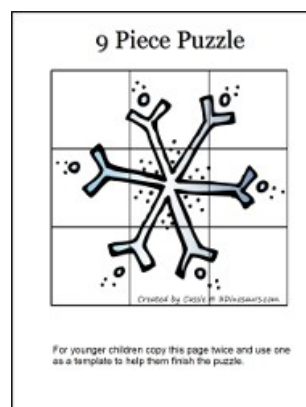
On the following pages print it out twice. You can cut up both and use as matching cards.


Or leave one as is and let child match the cards to the sheet.



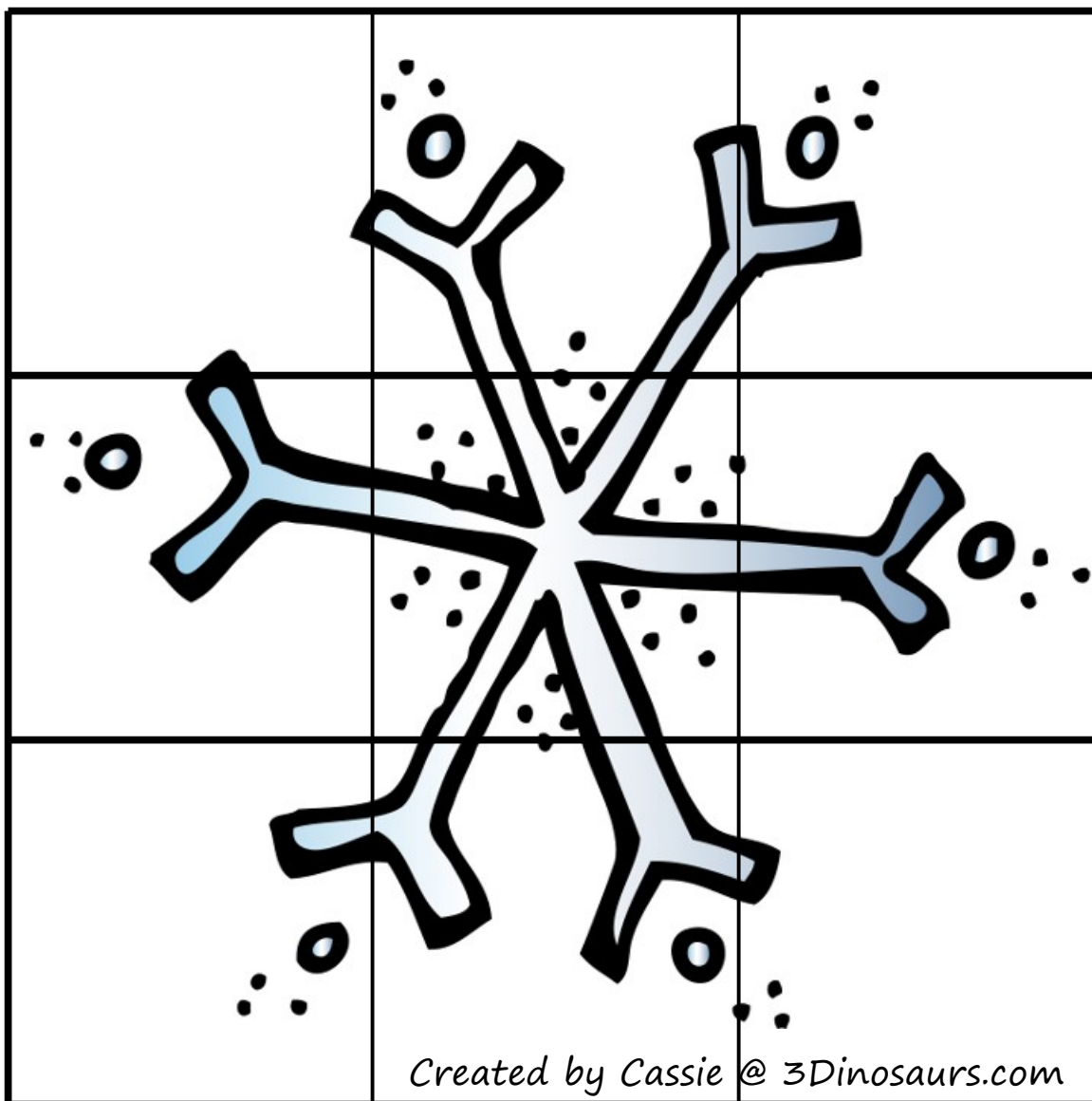
9 Piece Puzzle

On the last page for younger children copy this page twice and use one as a template to help them finish the puzzle.







9 Piece Puzzle

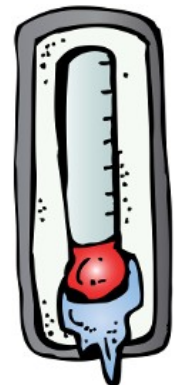


For younger children copy this page twice and use one as a template to help them finish the puzzle.

Snow Matching




Snow Matching



Snow Matching



Cut out and fold to make a dice.





Roll and Count Snow



5						
4						
3						
2						
1						
						

Shape Tracing



circle



square



triangle



rectangle



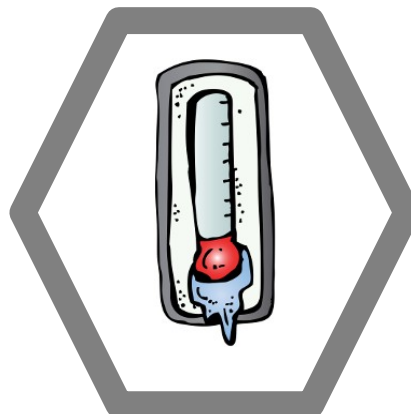
oval



diamond



pentagon



hexagon



heart


Shape Tracing




circle



square



triangle



rectangle



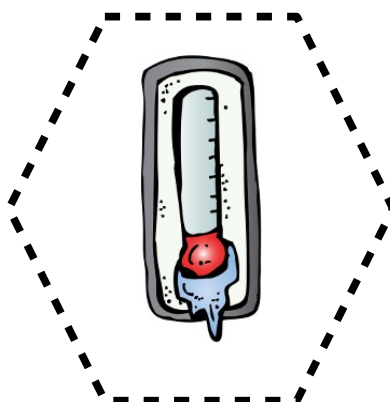
oval




diamond





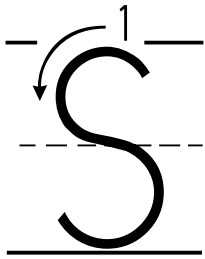
pentagon




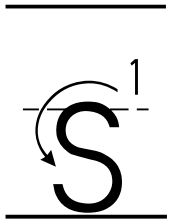
hexagon



heart




snowflake



s n o w m a n


Lacing Card

Print on card stock, laminate, cut out and punch holes on the following picture to use as lacing card.




Lacing Card

Print on card stock, laminate, cut out and punch holes on the following picture to use as lacing card.



Lacing Card

Print on card stock, laminate, cut out and punch holes on the following picture to use as lacing card.



Created by Cassie @ 3Dinosaurs.com