

# Pack Part 1

Thanks for stopping by and downloading my Snow Learning Pack. Be sure to download Part 2, 3, 4 & Tot Pack.

These printables are provided *FREE* of charge. Please do share my printables. But please remember that all of my printables are for personal use. You cannot claim these printables or sell them as your own. All the printables and pictures are the property of 3 Dinosaurs.

#### Please DO

- Download the files to your computers and print them off for personal use.
- Direct people to the blog or site when sharing with others.
- Give proper credit back to 3 Dinosaurs when blogging about our files.

#### You May Not

- Link directly to the pdf file.
- Alter my files in any way.
- Store them on your website in any format.
- Seek to use these to drive traffic to your site or sell them in any way.
- Print off and sell them to others.

Please remember this is about being Honest.

I reserve the right to change this policy at any time.

Please read the [Terms of Use](#). If you have any questions please let me know.



Thanks! [3Dinosaurs.com](http://3Dinosaurs.com)



Graphics: Purchased from [Melonheadz Illustrations](#)

# Snow Pack Index

## Part 1

3-4 – 3 Part Cards  
5 - Which One Is Different  
6 - What Comes Next?  
7-8 - Prewriting Practice  
9 – Pattern Cards  
10-11 - Matching Cards  
12-17 – 4 Piece Puzzles  
18-20 – 10 Piece Puzzles  
21-22 – Trace the Letter S  
23 – Dot the S  
24 – Color the S  
25-30 – 0 to 20 Clip & Count Cards  
31 – Trace the Snowflake

## Part 2

3 –Begging Sound  
4-5 - Pocket Chart Cards  
6-9 – Trace Begging Sound  
10-11 – Trace Words  
12-13 – Write Words  
14-16 – Write Sentences  
17-19 – Trace & Color  
20 – Snow Sorting  
21 – Label Begging Sound  
22 – Label the Snowman  
23-24 – Snow Read, Trace and Write  
25-26 – Describe Snowman & write Sentences  
27-28 - Snow Acrostic Poems  
29 – Fill in the Missing Snow Words  
30 – Snow Read Write & Stamp  
31 – Answer the Question Matching

## Part 3

3 – Size Sequencing  
4-5 – Size Sorting  
6 - Snowman Color by Size  
7 – Addition Sheets  
8-13 – Hands on Math Sheets  
14 – Math Matching  
15-22 – Math Roll & Count with Math questions  
23 – Snow Word Problems  
24-26 – Fill In the Missing Number  
27-28 – Count & Graph  
29-30 – Addition & Subtraction Sheets

## Tot Pack

3-8 - Solid Line Prewriting  
9-14 - Dashed Line Prewriting  
15-16 – Which One is Different  
17 – Circle the Small Snowflakes  
18-20 – 2 Part Puzzles  
21-23 – Color the Snowflake  
25 – Matching Cards  
26 – 9 Piece Puzzle  
27-29 – Matching  
30-31 – Roll & Count  
32-33 – Shape Tracing  
34-35 - Dot the Letter S  
36-38 – Lacing Cards

## Part 4

3-4 - Color the Patterns  
5-6 - Fill in the Missing patterns  
7 – Count and Match  
8 – Make Rhyming Words  
9 – Number Line  
10 – Fill in Missing Number Math  
11-13 – Roll & Cover  
14-15 – Writing Blends words  
16 – Measure the Thermometer  
17 – Pocket chart Sentences




**snowman**



**snowflake**



**mittens**



**hat**



**snowballs**



**snow angel**



**sled**



**thermometer**



**bucket of  
snow**




**snowman**



**snowflake**



**mittens**



**hat**



**snowballs**



**snow angel**



**sled**



**thermometer**










**bucket of  
snow**





# Which One is Different?



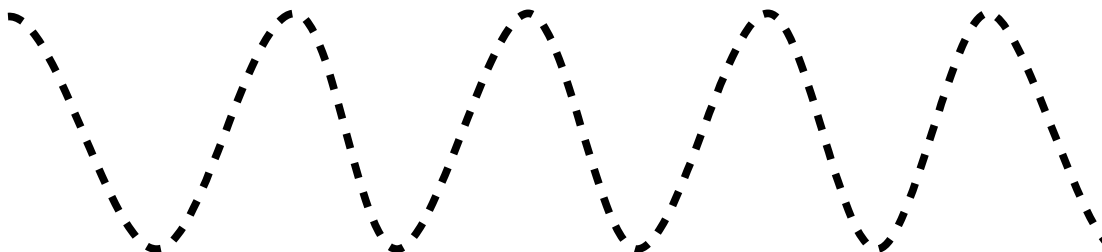
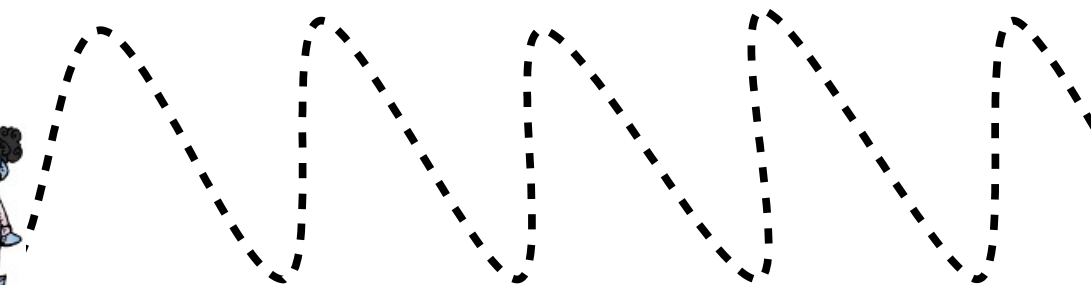

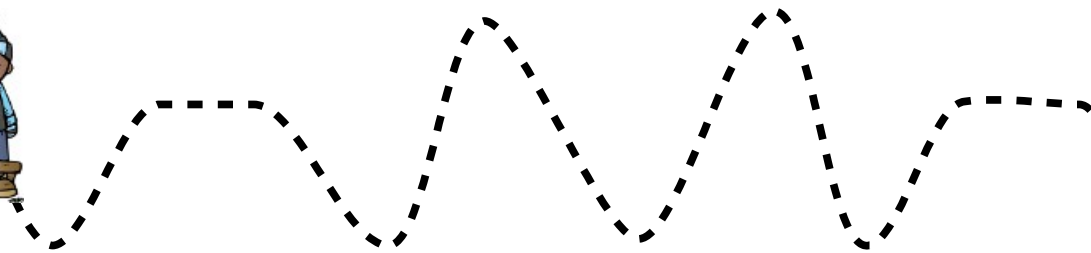
# What comes Next?



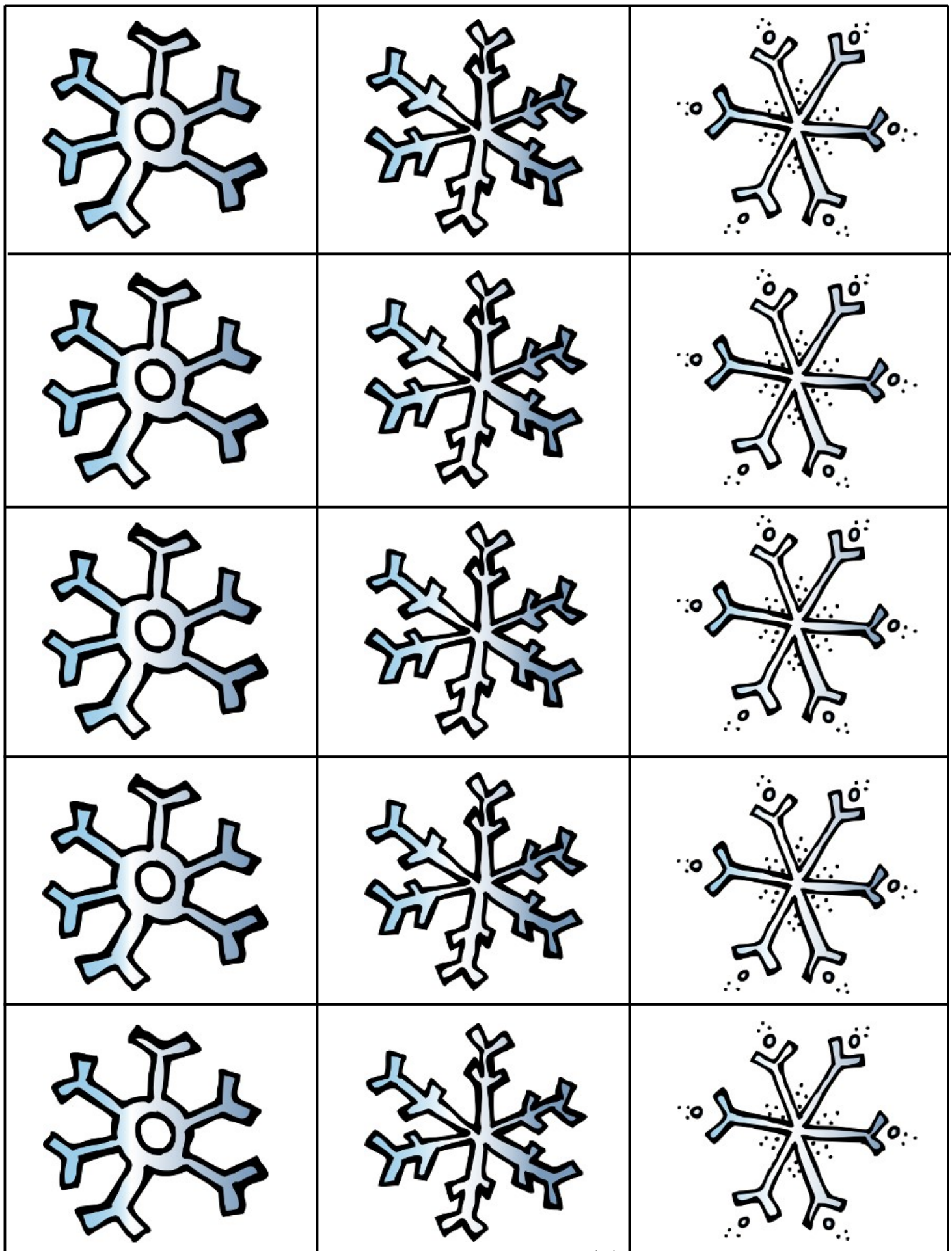
# Prewriting Practice




# Prewriting Practice


















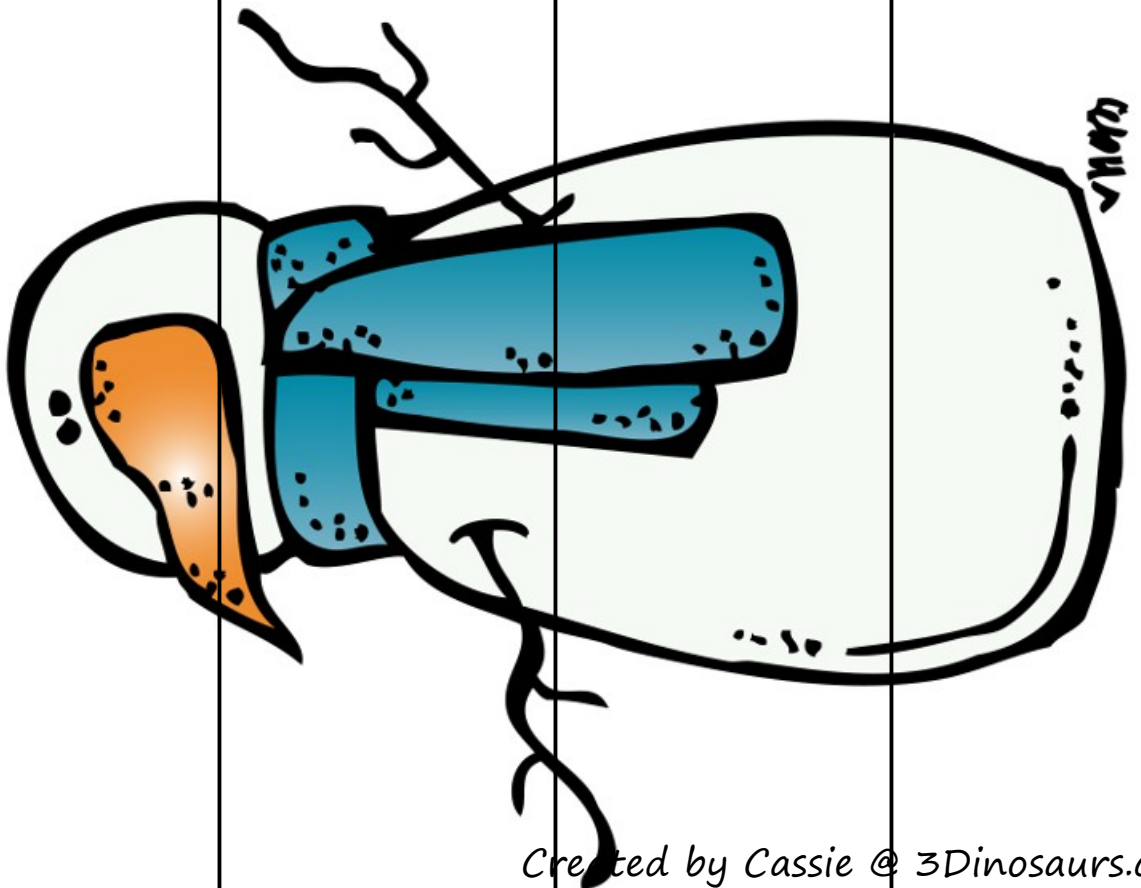
Created by Cassie @ 3Dinosaurs.com



Created by Cassie @ 3Dinosaurs.com

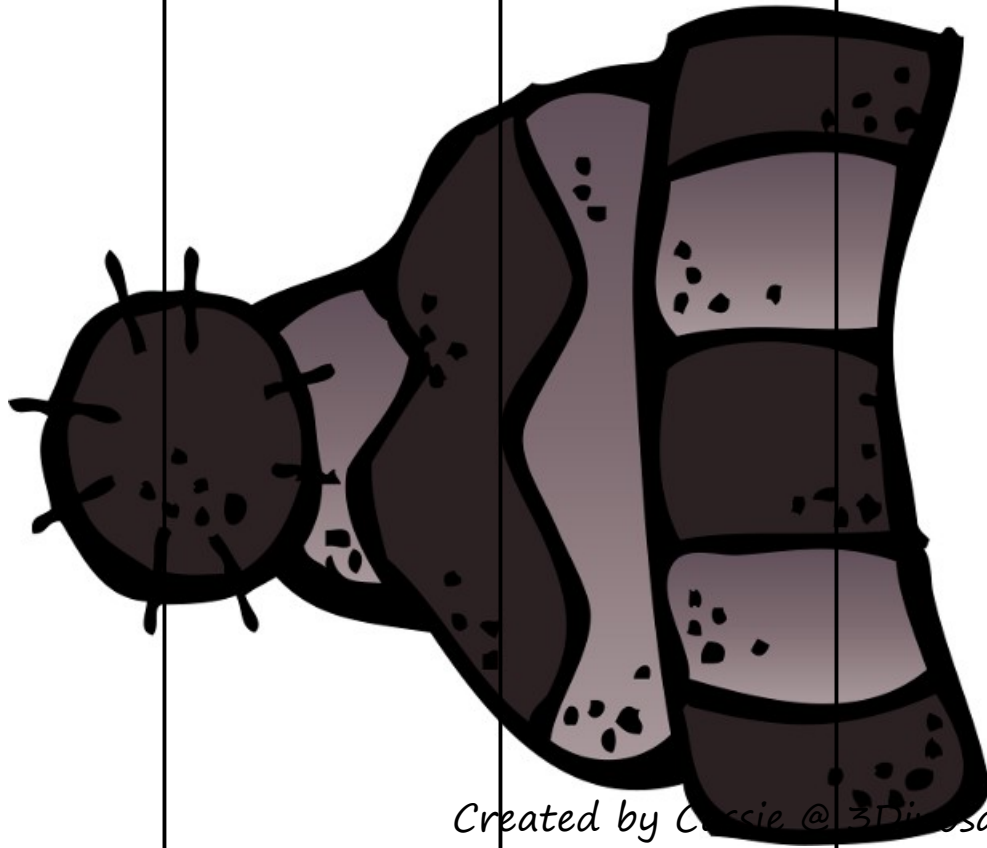


Created by Cassie @ 3Dinosaurs.com

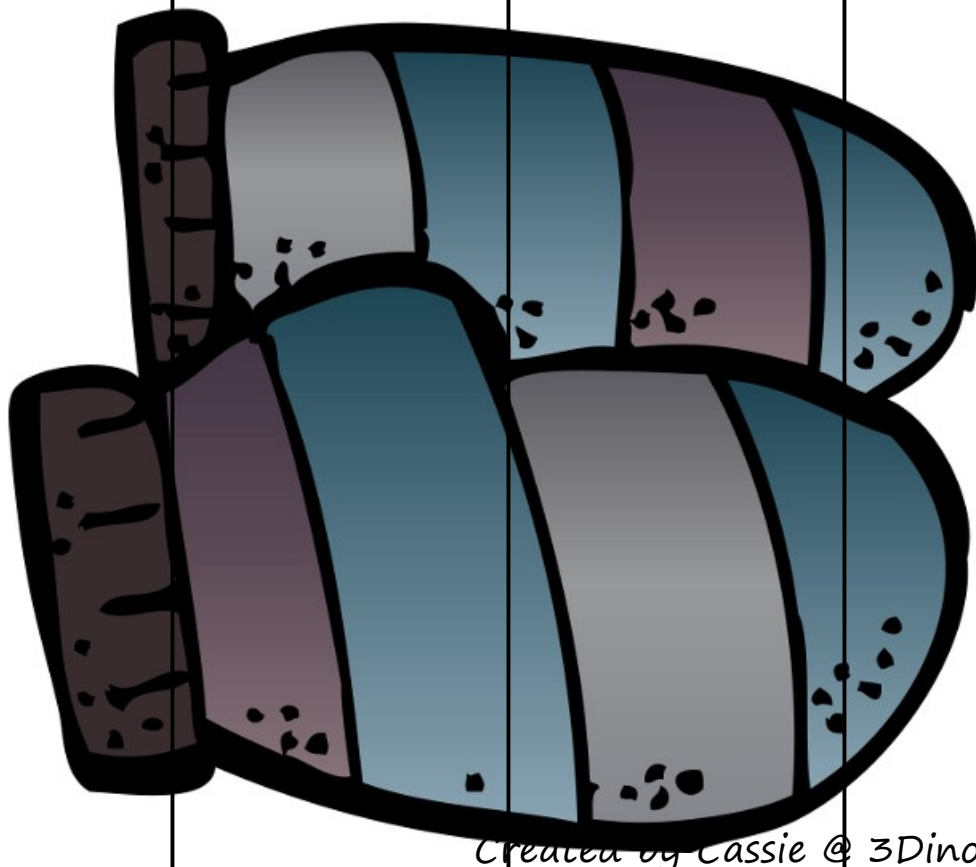


Created by Cassie @ 3Dinosaurs.com






Created by Cassie @ 3Dinosaurs.com



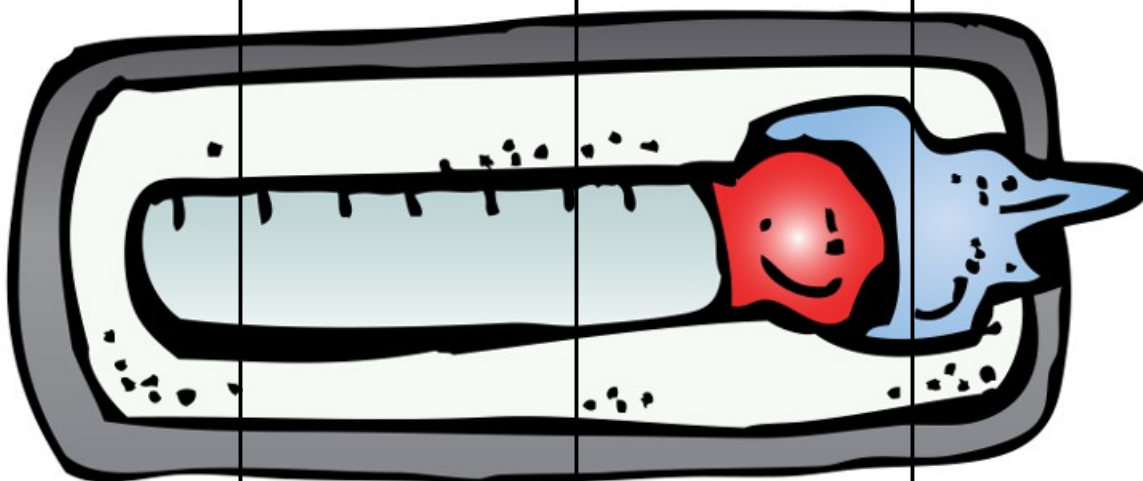
Created by Cassie @ 3Dinosaurs.com



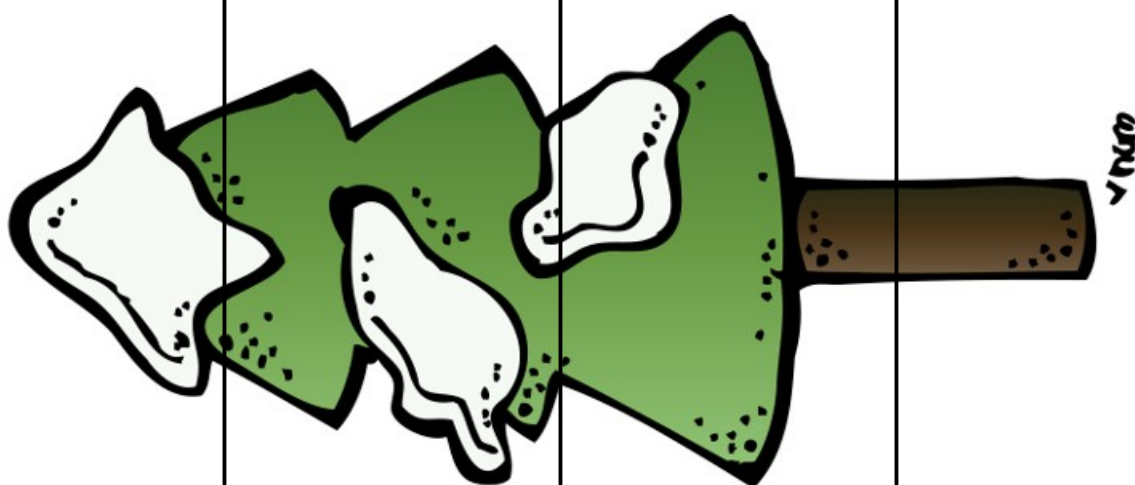
Created by Cassie @ 3Dinosaurs.com




Created by Cassie @ 3Dinosaurs.com




Created by Cassie @ 3Dinosaurs.com




Created by Cassie @ 3Dinosaurs.com



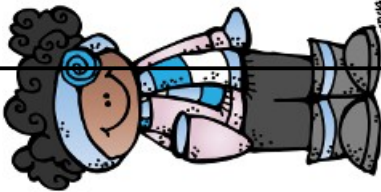





Created by Cassie @ 3Dinosaurs.com

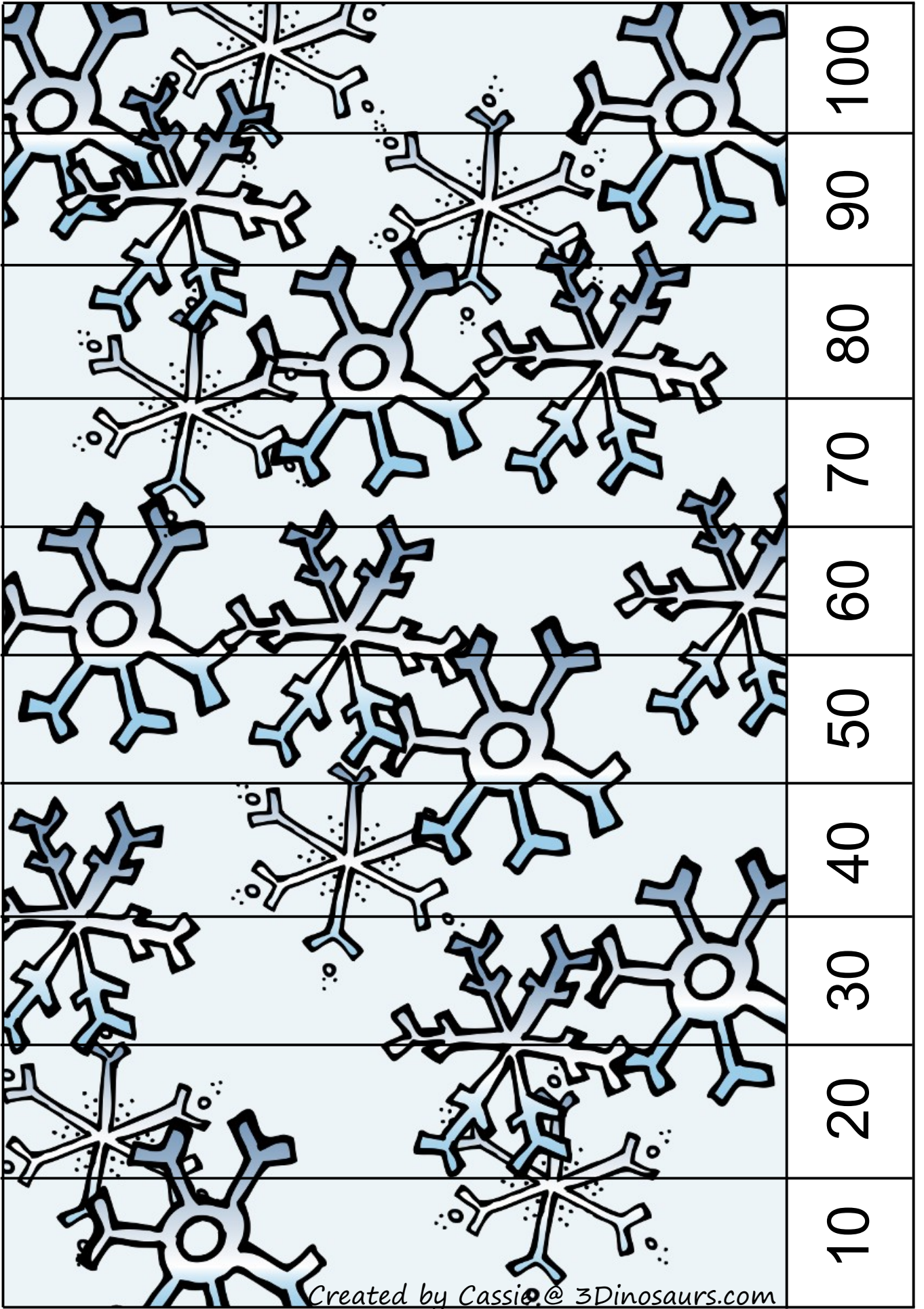


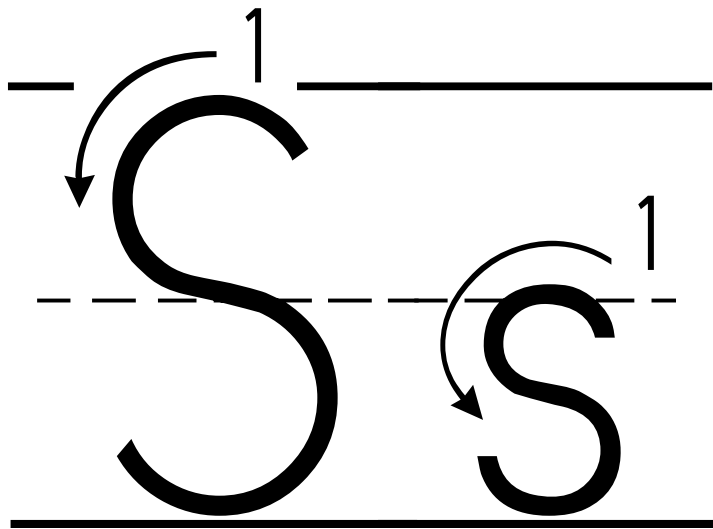
Created by Cassie @ 3Dinosaurs.com



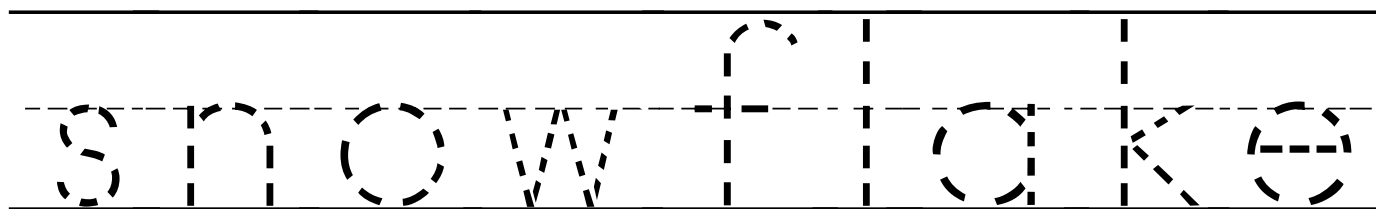
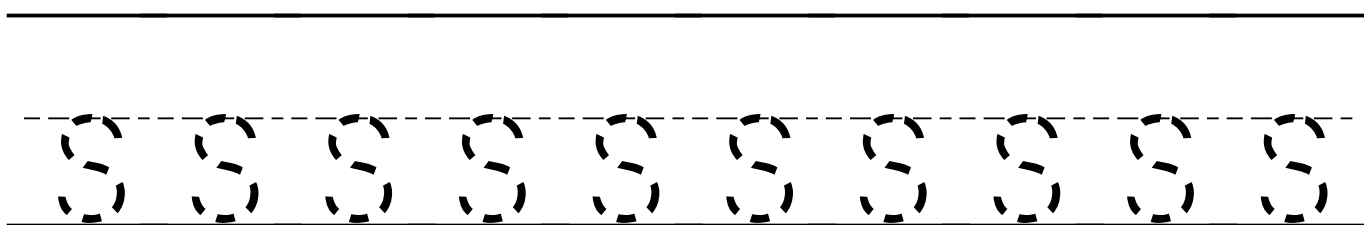
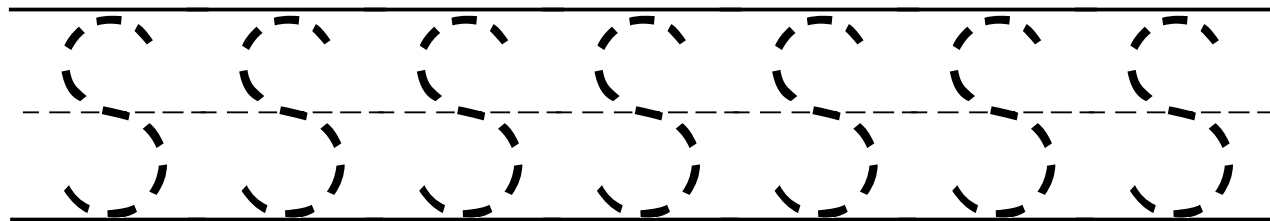


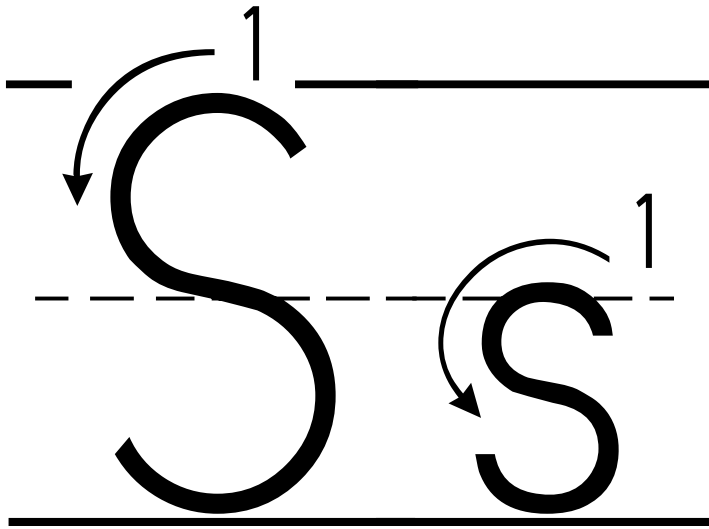
						<div> <div>Catching</div> <div> <div>S</div> <div> <div>n</div> <div> <div>x</div> <div> <div>w</div> <div> <div>f</div> <div> <div>a</div> <div> <div>k</div> <div> <div>S</div> </div> </div> </div> </div> </div> </div> </div> </div> </div>	<div> <div>11</div> <div>12</div> <div>13</div> <div>14</div> <div>15</div> <div>16</div> <div>17</div> <div>18</div> <div>19</div> <div>20</div> </div>
---	---	---	--	---	---	--	--



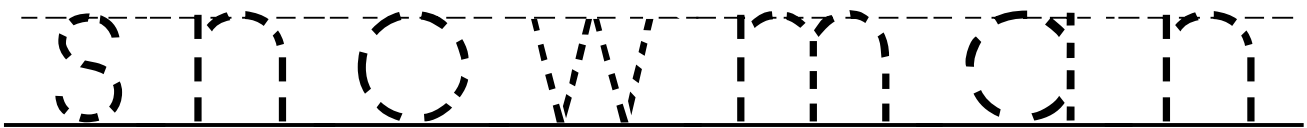
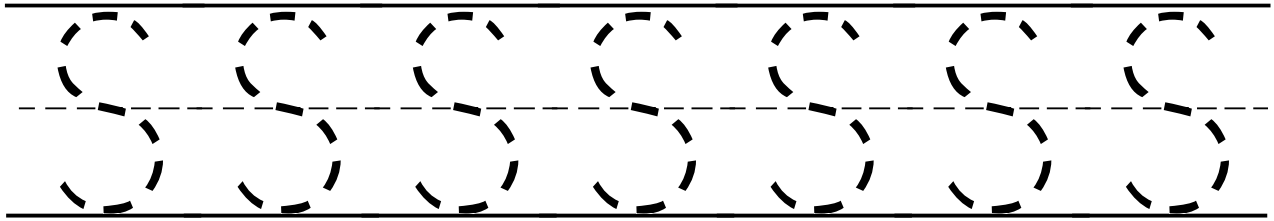


snowflake






snowman



# Ss







Color all the letter Ss's.





# Color the Ss on the Snowflakes



## Count and Clip cards




Print, laminate and use clothes pins or dry erase markers to mark the correct answer.



3

1


2



1

3

2



3

4

2



4

5

3



5

6


7



8

6


7




7

9


8




7	8	9
---	---	---




9	8	10
---	---	----




10	9	11
----	---	----




12	10	11
----	----	----




11	12	13
----	----	----



13	12	14
----	----	----




15	14	13
----	----	----




16	14	15
----	----	----







15	16	17
----	----	----



17	18	16
----	----	----




17	18	19
----	----	----



20	19	18
----	----	----

1	2	0
---	---	---



20	19	18
----	----	----

# Trace the Snowflake

