

# Spring Learning Pack Part 1

Thanks for stopping by and downloading my Spring Learning Pack. Be sure to download Part 2, 3, 4 & Tot Pack.

These printables are provided *FREE* of charge. Please do share my printables. But please remember that all of my printables are for personal use. You cannot claim these printables or sell them as your own. All the printables and pictures are the property of 3 Dinosaurs.

#### Please DO

- Download the files to your computers and print them off for personal use.
- Direct people to the blog or site when sharing with others.
- Give proper credit back to 3 Dinosaurs when blogging about our files.

#### You May Not

- Link directly to the pdf file.
- Alter my files in any way.
- Store them on your website in any format.
- Seek to use these to drive traffic to your site or sell them in any way.
- Print off and sell them to others.

Please remember this is about being Honest.

I reserve the right to change this policy at any time.

Please read the [Terms of Use](#). If you have any questions please let me know.



## Thanks! 3Dinosaurs.com

Graphics: Purchased from [Melonheadz Illustrations](#)



# Spring Learning Pack Index

## Part 1

3-4 – 3 part Cards  
 5 - Which One Is Different  
 6 - What Comes Next?  
 7-9 - Prewriting Practice  
 10-11 – Pattern Cards  
 12-13 – Matching Cards  
 14-18 – 4 Piece Puzzles  
 19-22 – 10 piece puzzles  
 23-28 – Clip & Count Cards 0 to 20  
 29 – Dot the R  
 30 – Trace the letter R  
 31 – Unscramble the Word  
 32 – Label Begging Sound  
 33 – Size Sequencing  
 34-35 - Size Sorting.  
 36-37 – Cutting Practice

## Part 2

3 – Begging Sound  
 4-5 – Wall Cards  
 6-9 – Trace Begging Sound  
 10-11 – Trace the Word  
 12-13 – Write the Word  
 14-19 – Write a Sentence  
 20-25 – Trace & Color  
 26 – Sorting by Season  
 27 – Color by Size  
 28-33 – Hand on Math (Addition, Subtraction, Greater Than/Less Than, Counting)  
 34-35 – Fill in the Missing Number  
 36 – Coloring Even & Odd  
 37 – Addition Page  
 38 – Count & Color  
 39 – Rain Drop Math  
 40 – Color by Shape  
 41-42 – Spring What Time is it?

## Part 3

3 – Flower Pot Adding  
 4 – Color by Shape Direction  
 5-9 – Roll & Count (1-5, 1-10, 1-20, Tally Sheet)  
 10-15 – Roll & Count Questions Math Pages  
 16-18 – Adding Math Spinning Single & Double  
 19 – Coloring Coins  
 20 – Ways to Add to to 10  
 21 – Counting 10s  
 22-23 – Spring Writing  
 24 – Fix the Sentence  
 25-26 – Describe Breadcrumb & Writing  
 27-31 – Write 4 Things about the Picture  
 32 – Color by Number  
 33-34 – Color by Word Family  
 35 – Color by CVCE & CVC  
 36-37 – Flower Pot Writing Paper  
 38 – Color by Direction

## Tot Pack

3-8 - Solid Line Prewriting  
 9-14 - Dashed Line Prewriting  
 15-16 – Which One is Different  
 17 – Circle the Small  
 18 – Color the Large Umbrella  
 19-20 – 2 Piece Puzzles  
 21-23 – Color the Kite  
 25 – Matching Cards  
 26 – 9 Piece Puzzle  
 27-29 – Spring Matching  
 30-31 – Roll & Count  
 32-33 – Shape Tracing  
 34-36 – Dot the Letter: F, U, K

## Part 4

3 – Color the Pattern  
 4 – Fill in the Missing pattern  
 5 – Count & Match  
 6 – Number Line  
 7 - Rounding numbers  
 8-10 – Roll & Cover (Addition, Addition + 5, Multiplication)  
 11-13 – Spring Writing  
 14 – Measure the Umbrella  
 15 – ABC Matching Upper and Lower Case  
 16 – 3 Number Math  
 17-20 – Spring Book



**rain**



**raincoat**



**umbrella**




**flowers**




**birds nest**



**butterfly**



**kite**



**watering can**



**flower pot**



**rain**



**raincoat**



**umbrella**




**flowers**




**birds nest**



**butterfly**



**kite**



**watering can**











**flower pot**




# Which One is Different?





# What comes Next?



# Prewriting Practice







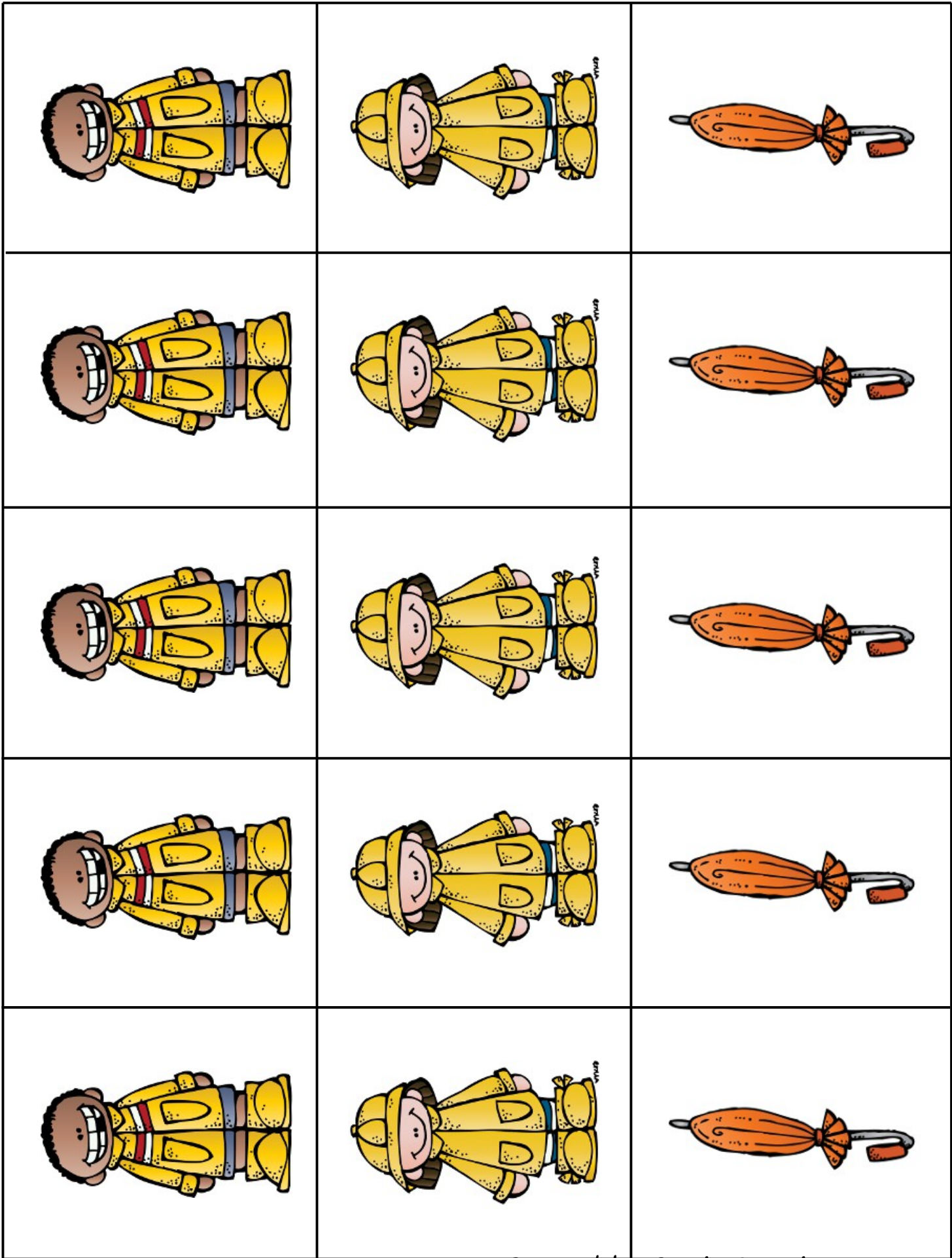
# Prewriting Practice













# Prewriting Practice













Rain, Rain,  
GO AWAY!




Rain, Rain,  
GO AWAY!




# Spring

*Created by Cassie @ 3Dinosaurs.com*




*Created by Cassie @ 3Dinosaurs.com*




Created by Cassie @ 3Dinosaurs.com




Created by Cassie @ 3Dinosaurs.com




Created by Cassie @ 3Dinosaurs.com



Created by Cassie @ 3Dinosaurs.com




Created by Cassie @ 3Dinosaurs.com

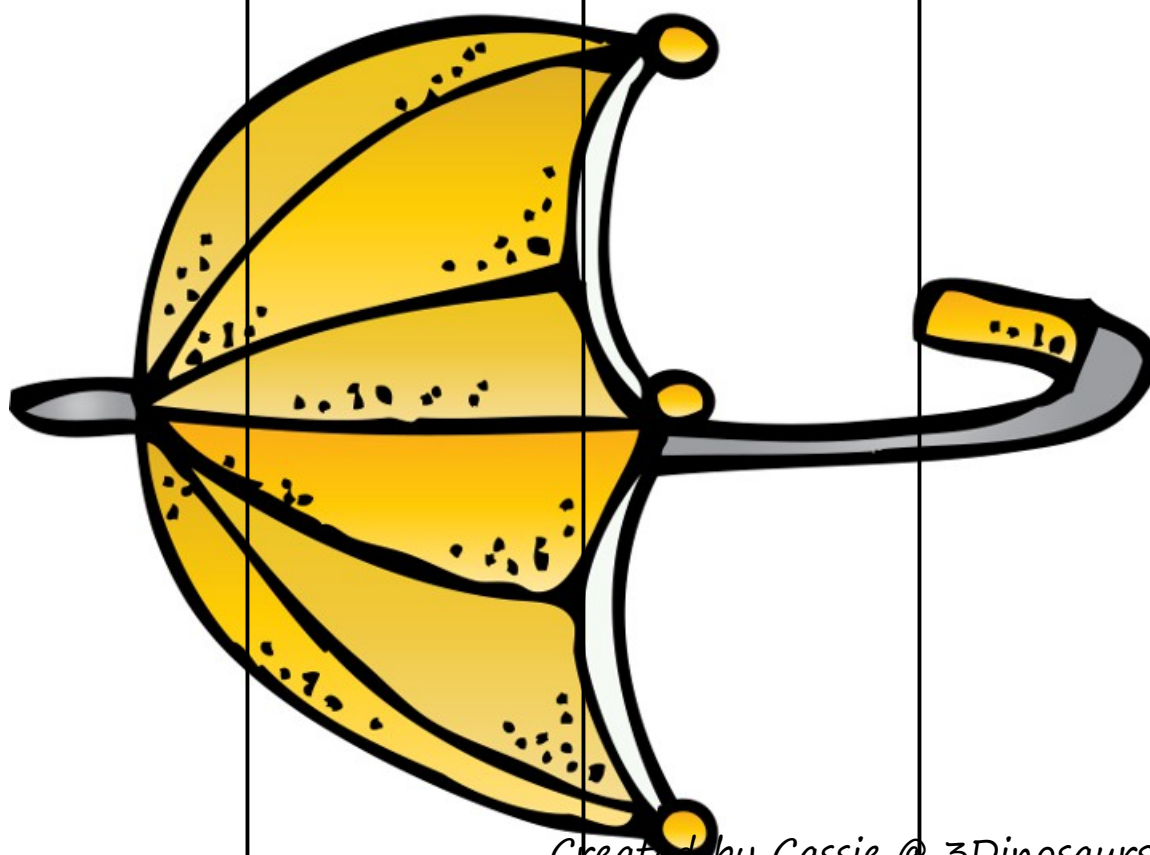


Created by Cassie @ 3Dinosaurs.com






Created by Cassie @ 3Dinosaurs.com





Created by Cassie @ 3Dinosaurs.com






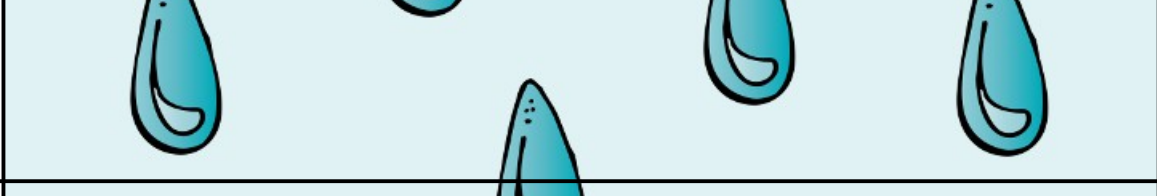








Created by Cassie @ 3Dinosaurs.com



	21
	22
	23
	24
	25
	26
	27
	28
	29
	30


	2
	4
	6
	8
	10
	12
	14
	16
	18
	20

Rain, Rain,


GO AWAY!



## Count and Clip cards





Print, laminate and use clothes pins or dry erase markers to mark the correct answer.



1

3

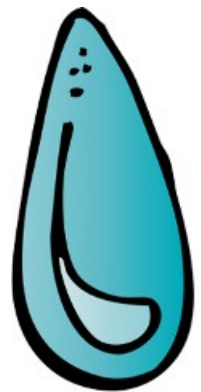
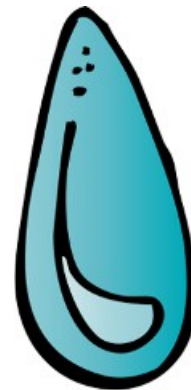

2



1

3

2





4

2

3





5

4

3



6

7

5



7

6


8



8

7


9



7

8


9



9

8

10



9

10


11




11

12


10



13	11	12
----	----	----




14	13	15
----	----	----




13	15	14
----	----	----




15	14	16
----	----	----




17	16	15
----	----	----




17	18	16
----	----	----



18	19	17
----	----	----



18	20	19
----	----	----



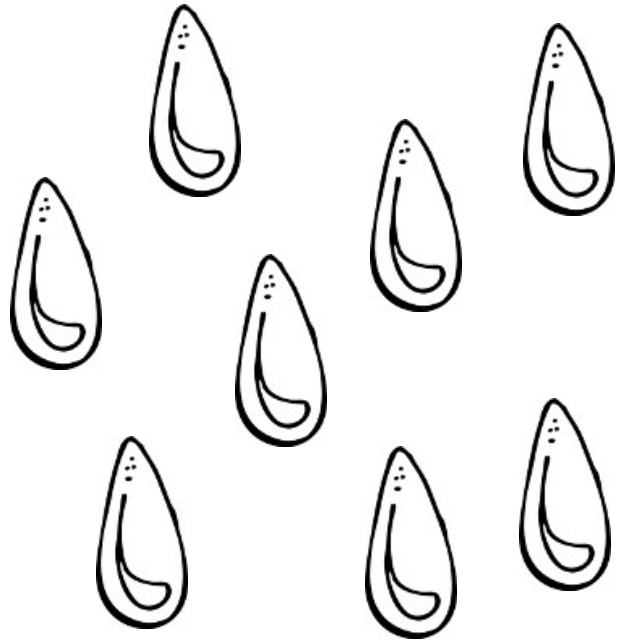
20	19	18
----	----	----

1	0	2
---	---	---


Created by Cassie @ 3Dinosaurs.com

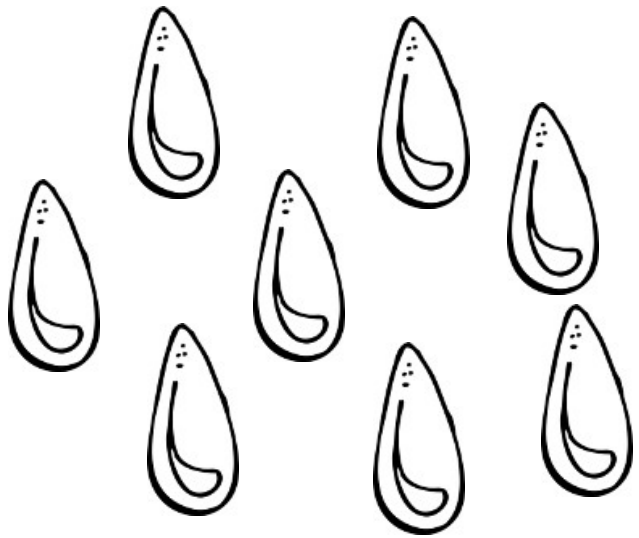
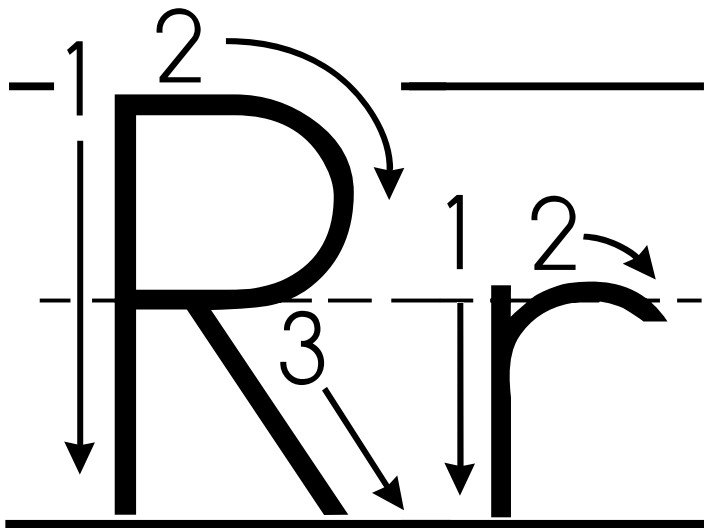


# Rr

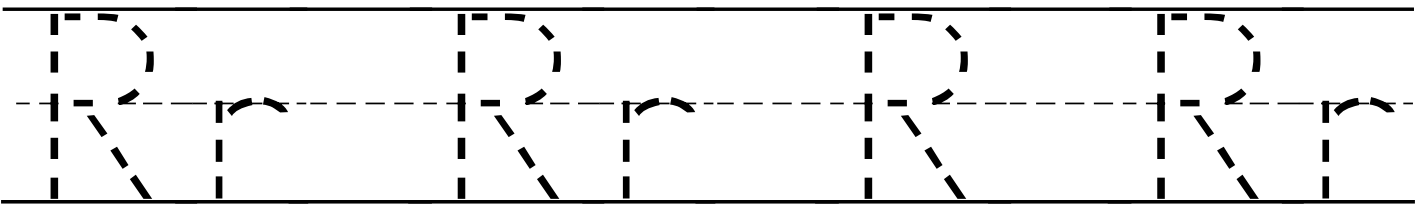
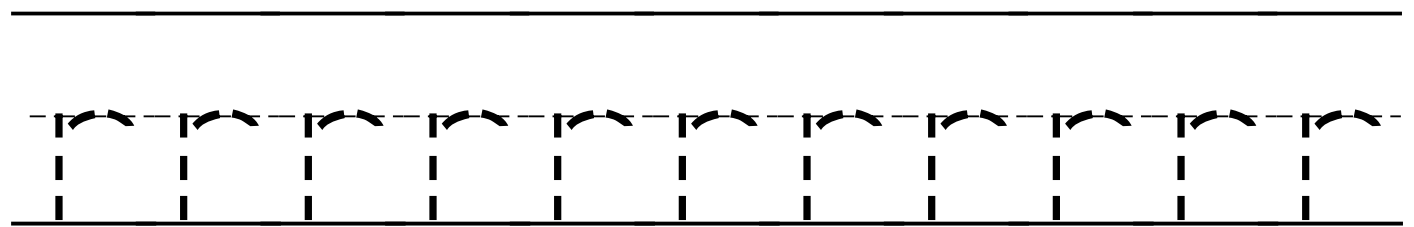
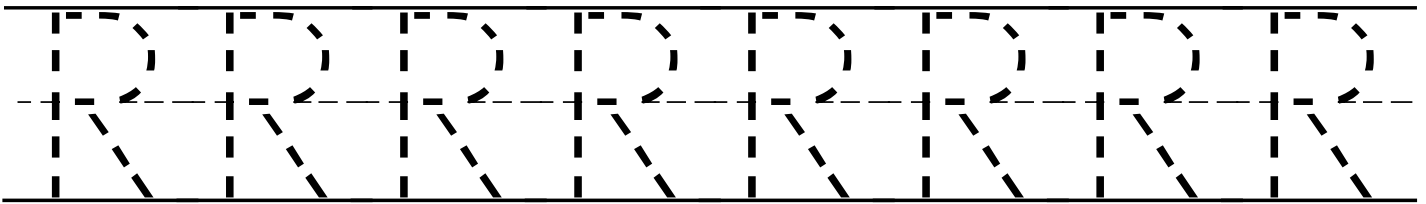


Color all the letter Rr's.





rain



# Unscramble the Words

Unscramble the word and circle the correct spring words.



buralelm

---



futetylbr

---



wferosl

---



rdibs setn

---



itke

---




gawenirt anc

---

# Label the Beginning Sound

Cut out and paste the letters to the correct spring words.



Created by Cassie @ 3Dinosaurs.com

B

R

K


U

W


F



# Size Sequencing



# Size Sorting

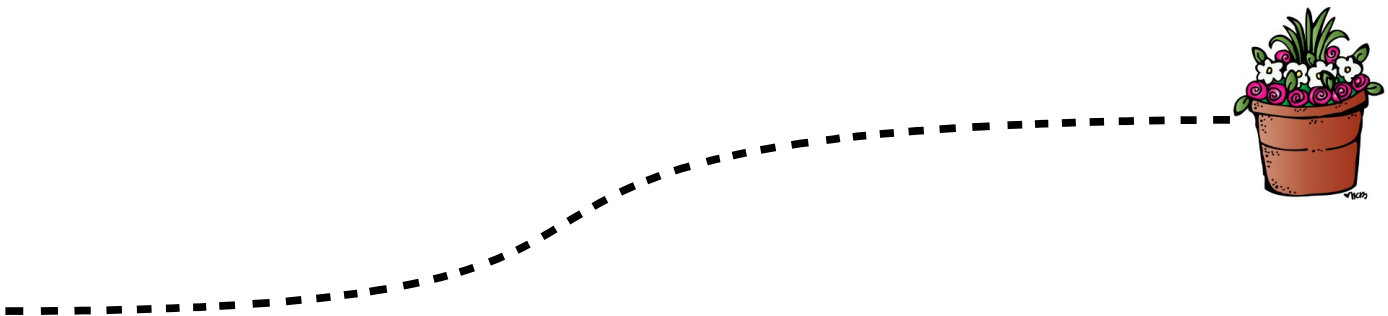
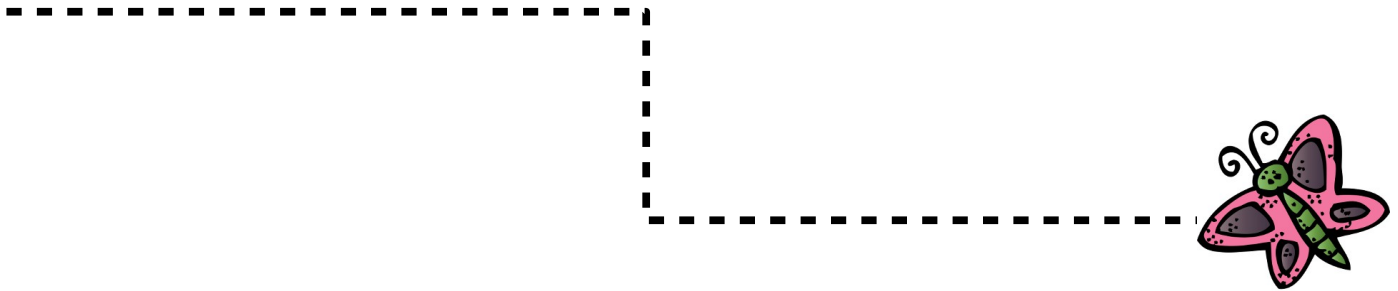


**Small**

**Medium**

**Large**

# Cutting Practice





# Cutting Practice

