

Spring Learning Pack Part 2

Thanks for stopping by and downloading my Spring Learning Pack. Be sure to download Part 1, 3, 4 & Tot Pack.

These printables are provided *FREE* of charge. Please do share my printables. But please remember that all of my printables are for personal use. You cannot claim these printables or sell them as your own. All the printables and pictures are the property of 3 Dinosaurs.

Please DO

- Download the files to your computers and print them off for personal use.
- Direct people to the blog or site when sharing with others.
- Give proper credit back to 3 Dinosaurs when blogging about our files.

You May Not

- Link directly to the pdf file.
- Alter my files in any way.
- Store them on your website in any format.
- Seek to use these to drive traffic to your site or sell them in any way.
- Print off and sell them to others.

Please remember this is about being Honest.

I reserve the right to change this policy at any time.

Please read the [Terms of Use](#). If you have any questions please let me know.



Thanks! 3Dinosaurs.com

Graphics: Purchased from [Melonheadz Illustrations](#)



Spring Learning Pack Index

Part 1

3-4 – 3 part Cards
 5 - Which One Is Different
 6 - What Comes Next?
 7-9 - Prewriting Practice
 10-11 – Pattern Cards
 12-13 – Matching Cards
 14-18 – 4 Piece Puzzles
 19-22 – 10 piece puzzles
 23-28 – Clip & Count Cards 0 to 20
 29 – Dot the R
 30 – Trace the letter R
 31 – Unscramble the Word
 32 – Label Begging Sound
 33 – Size Sequencing
 34-35 - Size Sorting.
 36-37 – Cutting Practice

Part 2

3 – Begging Sound
 4-5 – Wall Cards
 6-9 – Trace Begging Sound
 10-11 – Trace the Word
 12-13 – Write the Word
 14-19 – Write a Sentence
 20-25 – Trace & Color
 26 – Sorting by Season
 27 – Color by Size
 28-33 – Hand on Math (Addition, Subtraction, Greater Than/Less Than, Counting)
 34-35 – Fill in the Missing Number
 36 – Coloring Even & Odd
 37 – Addition Page
 38 – Count & Color
 39 – Rain Drop Math
 40 – Color by Shape
 41-42 – Spring What Time is it?

Part 3










3 – Flower Pot Adding
 4 – Color by Shape Direction
 5-9 – Roll & Count (1-5, 1-10, 1-20, Tally Sheet)
 10-15 – Roll & Count Questions Math Pages
 16-18 – Adding Math Spinning Single & Double
 19 – Coloring Coins
 20 – Ways to Add to to 10
 21 – Counting 10s
 22-23 – Spring Writing
 24 – Fix the Sentence
 25-26 – Describe Breadcrumb & Writing
 27-31 – Write 4 Things about the Picture
 32 – Color by Number
 33-34 – Color by Word Family
 35 – Color by CVCE & CVC
 36-37 – Flower Pot Writing Paper
 38 – Color by Direction


Tot Pack

3-8 - Solid Line Prewriting
 9-14 - Dashed Line Prewriting
 15-16 – Which One is Different
 17 – Circle the Small
 18 – Color the Large Umbrella
 19-20 – 2 Piece Puzzles
 21-23 – Color the Kite
 25 – Matching Cards
 26 – 9 Piece Puzzle
 27-29 – Spring Matching
 30-31 – Roll & Count
 32-33 – Shape Tracing
 34-36 – Dot the Letter: F, U, K

Part 4

3 – Color the Pattern
 4 – Fill in the Missing pattern
 5 – Count & Match
 6 – Number Line
 7 - Rounding numbers
 8-10 – Roll & Cover (Addition, Addition + 5, Multiplication)
 11-13 – Spring Writing
 14 – Measure the Umbrella
 15 – ABC Matching Upper and Lower Case
 16 – 3 Number Math
 17-20 – Spring Book

								
I	N	R	R	C	T	B	U	A
								
F	R	W	T	N	B	U	B	R
								
T	E	K	W	R	C	P	F	W



rain



raincoat



umbrella




flowers



birds nest



butterfly



kite




watering can



flower pot



cloud



r r r r r r r r



r r r r r r r r



u u u u u u u



f f f f f f f f



b b b b b b b



b b b b b b b



k k k k k k k




w w w w w w



f f f f f f f



c c c c c c c



Rr Rr Rr Rr



Rr Rr Rr Rr



Uu Uu Uu Uu



Ff Ff Ff Ff



Bb Bb Bb Bb



Bb Bb Bb Bb



Kk Kk Kk Kk




Ww Ww Ww



Ff Ff Ff Ff



Cc Cc Cc Cc



rain



raincoat



umbrella



flowers



birds nest



butterfly



kite




watering can



flower pot



cloud















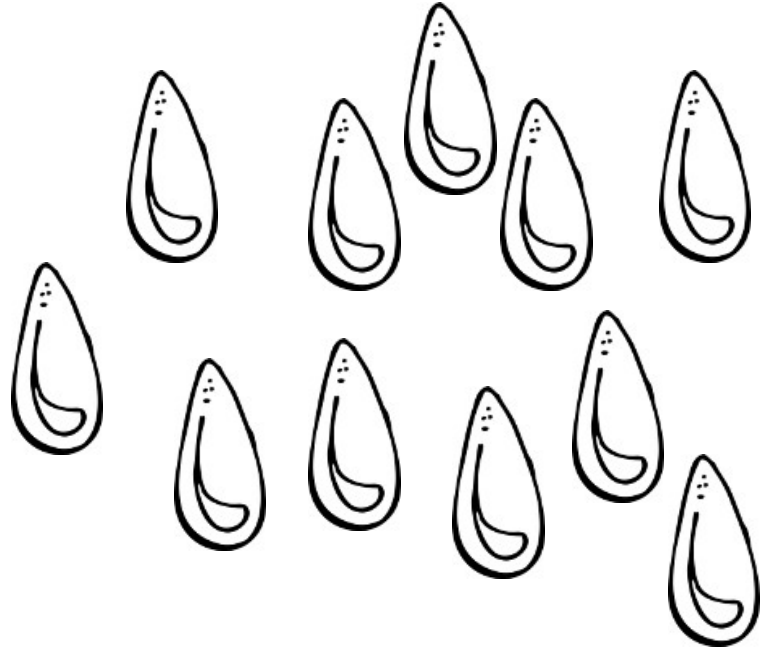






Writing

rain



Write a sentence about rain.

Handwriting practice lines consisting of solid top and bottom lines with a dashed middle line. There are ten sets of these lines provided for writing practice.

Writing

butterfly



Write a sentence about a butterfly.

Handwriting practice lines consisting of solid top and bottom lines with a dashed middle line. There are five sets of these lines for writing practice.

Writing

raincoat



Write a sentence about raincoat

Handwriting practice lines consisting of solid top and bottom lines with a dashed middle line. There are eight sets of these lines for writing practice.

flowers

This image shows a blank sheet of handwriting practice paper. It features five identical sets of horizontal lines arranged vertically. Each set includes three lines: a solid top line, a dashed middle line, and a solid bottom line, providing a guide for letter height and placement. The background is white, and the lines are light gray.

Writing

umbrella




Write a sentence about an umbrella.

Handwriting practice lines consisting of solid top and bottom lines with a dashed middle line. There are eight sets of these lines for writing practice.

Writing

kite



Write a sentence about a kite.

Handwriting practice lines consisting of solid top and bottom lines with a dashed middle line. There are eight sets of these lines for writing practice.

RIE

R is for
rain.



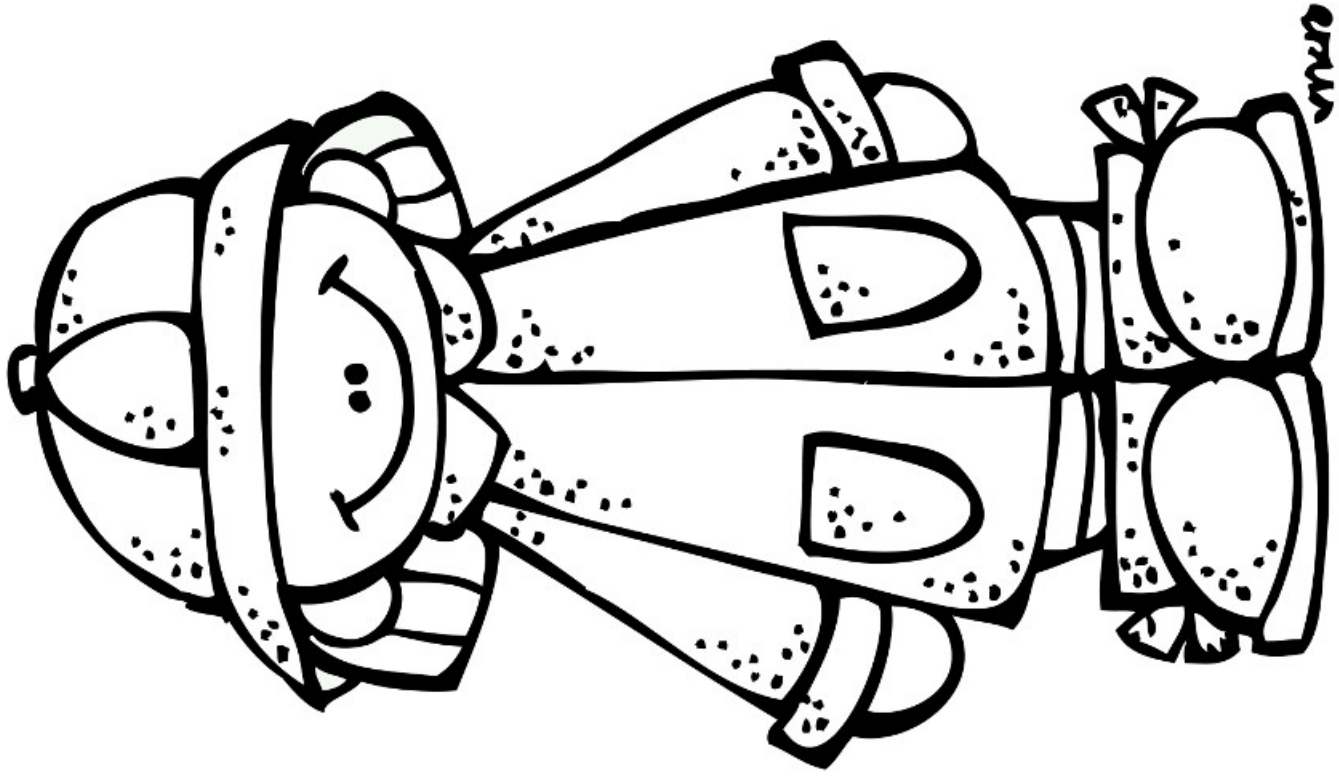
B B



B is for
butterfly.

RIE

R is for
raincoat.



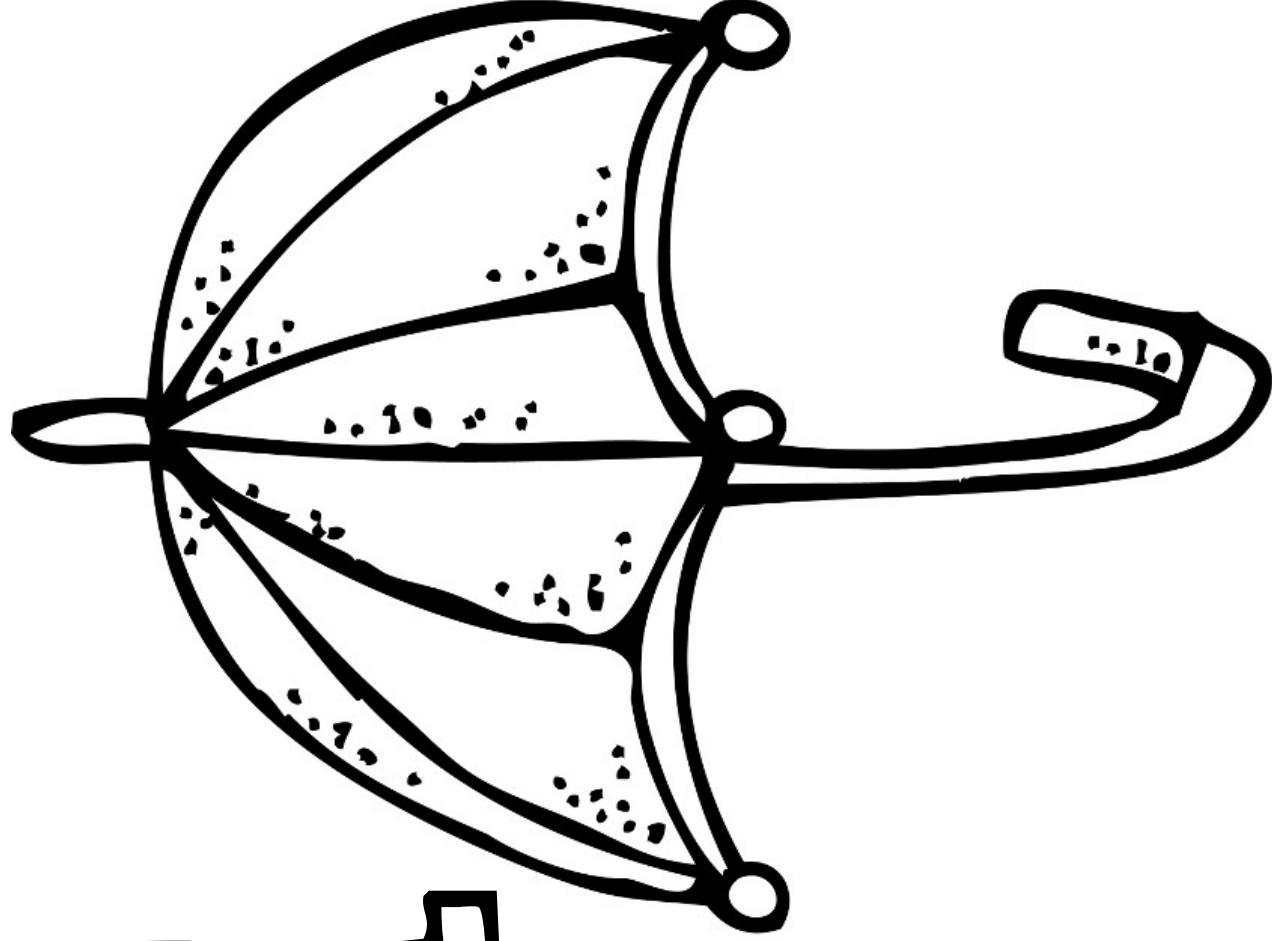
F F

F is for
flowers.



www


Uu



u is for
umbrella

KITE

k is for
kite.





Season Sorting



Spring

Winter

Cut out the items below and sort them.

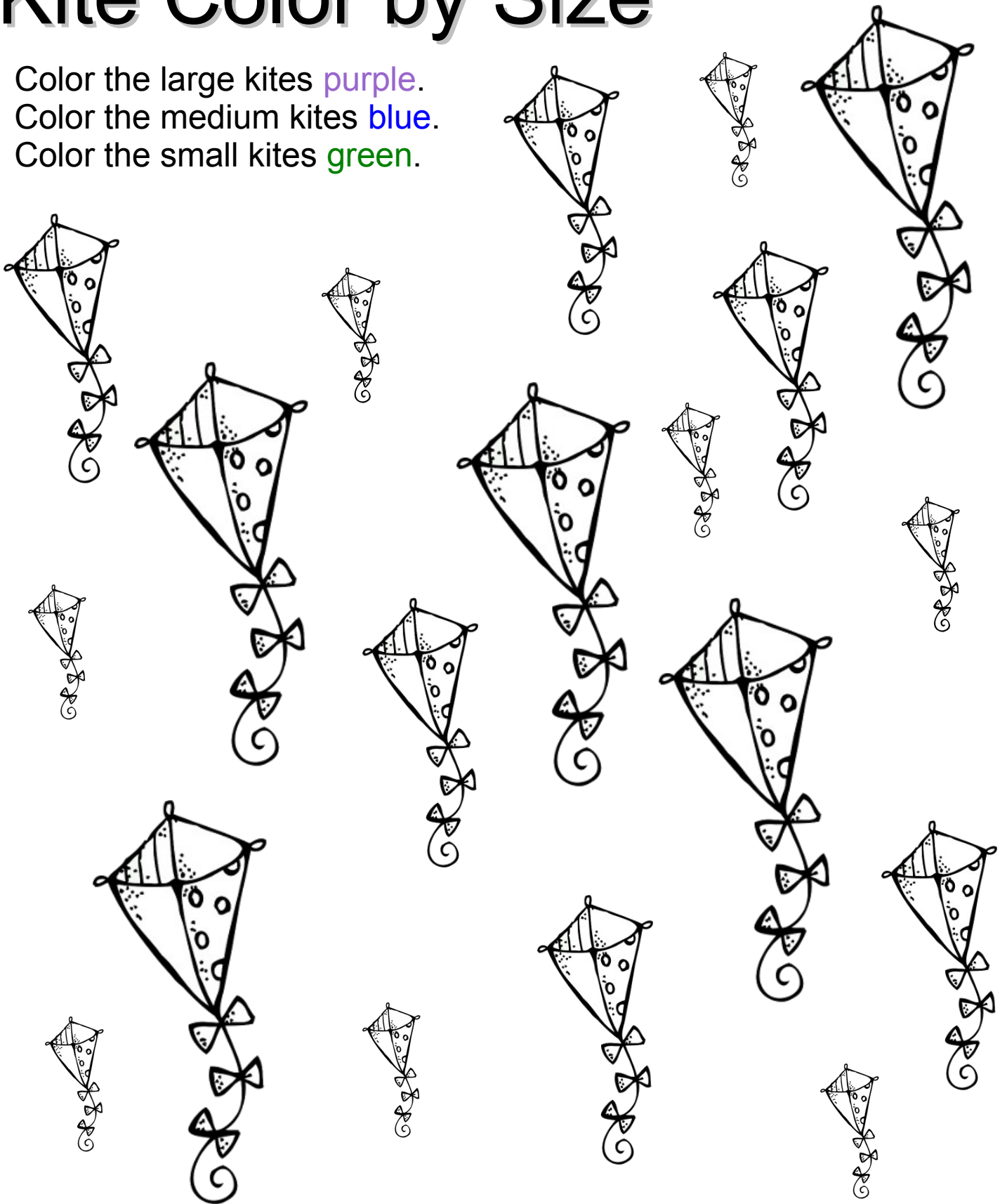


Kite Color by Size

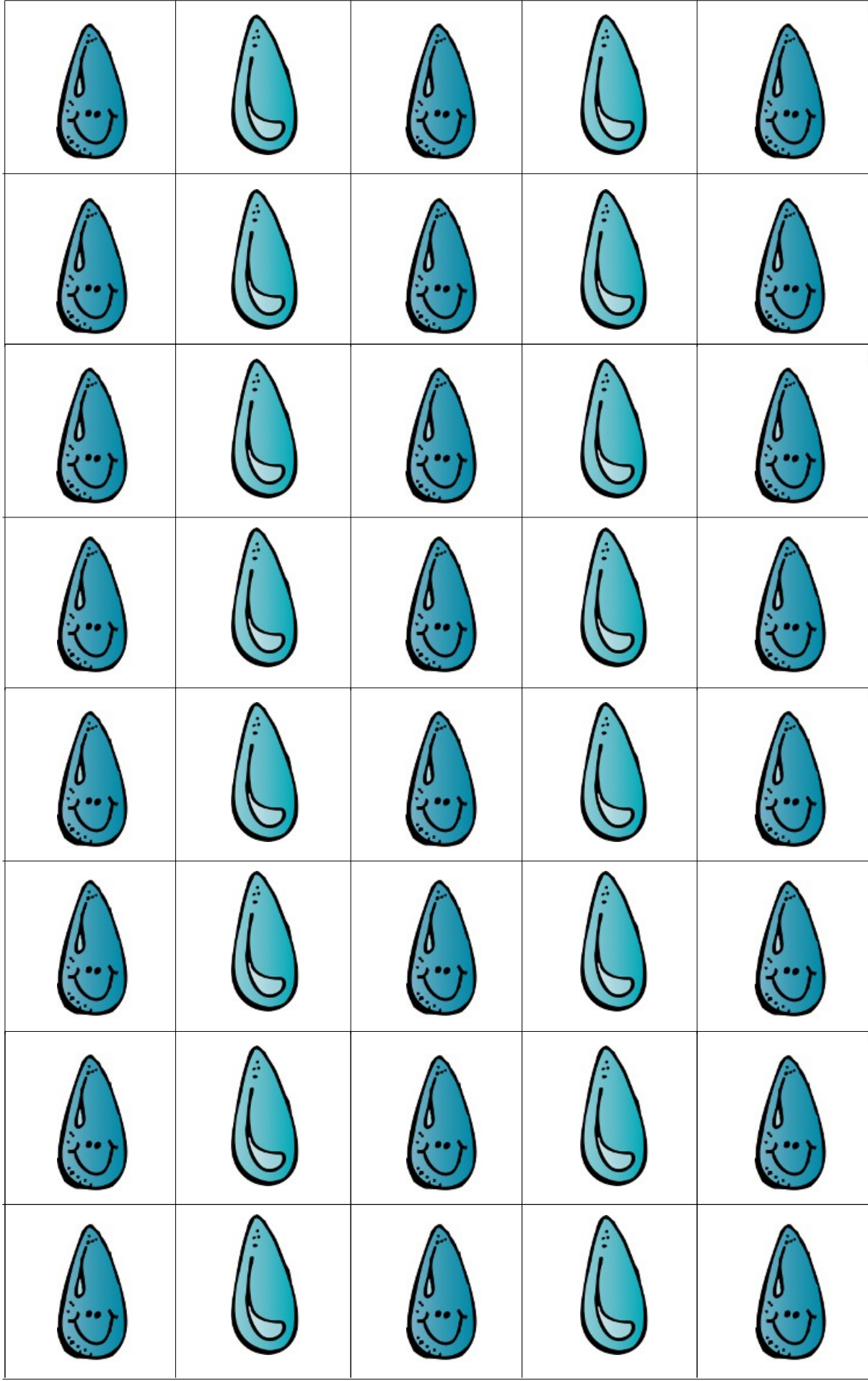
Color the large kites **purple**.

Color the medium kites **blue**.

Color the small kites **green**.



0	=	>	<	
1	2	3	4	5
6	7	8	9	10
1	2	3	4	5
6	7	8	9	10
11	12	13	14	15
16	17	18	19	20



Add the Raindrops

+

=


Subtract the Raindrops

-

=

Greater Than / Less Than

Count the Raindrops



Fill in the Missing Numbers

What is the pattern of the missing numbers? _____

1	2	3	4		6	7	8	9	
11	12	13	14		16	17	18	19	
21	22	23	24		26	27	28	29	
31	32	33	34		36	37	38	39	
41	42	43	44		46	47	48	49	
51	52	53	54		56	57	58	59	
61	62	63	64		66	67	68	69	
71	72	73	74		76	77	78	79	
81	82	83	84		86	87	88	89	
91	92	93	94		96	97	98	99	









Fill in the Missing Numbers

101	102				106				110
				115	116	117	118	119	120
121	122				126				130
			134	135				139	140
		143				147			
151			154					159	160
	162				166	167			
			174				178		
181	182					187			190
			194			197			200

Coloring Even & Odd

even - purple

odd - blue






+



=



+



=



+



=



+



=



+



=


Number Count and Color

Color 5
raindrops yellow

Color 6
raindrops blue

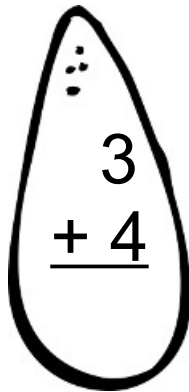
Color 7
raindrops red

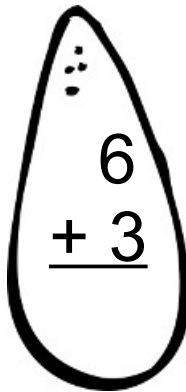
Color 8
raindrops green

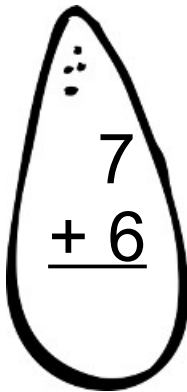


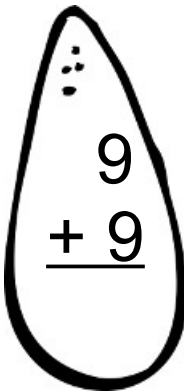
Raindrop Math

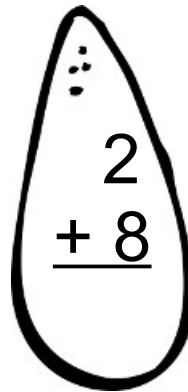
Add the raindrops.

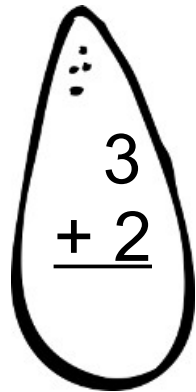

$$\begin{array}{r} 3 \\ + 4 \\ \hline \end{array}$$

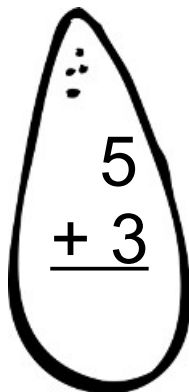

$$\begin{array}{r} 6 \\ + 3 \\ \hline \end{array}$$

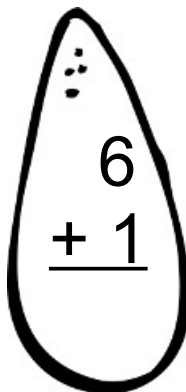

$$\begin{array}{r} 7 \\ + 6 \\ \hline \end{array}$$

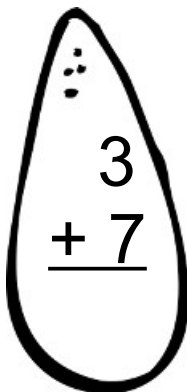

$$\begin{array}{r} 9 \\ + 9 \\ \hline \end{array}$$

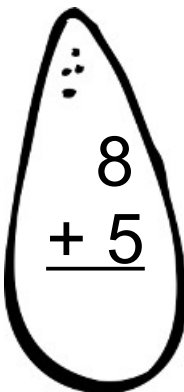

$$\begin{array}{r} 2 \\ + 8 \\ \hline \end{array}$$

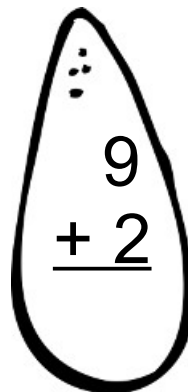

$$\begin{array}{r} 3 \\ + 2 \\ \hline \end{array}$$

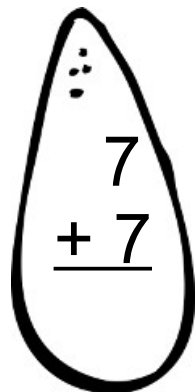

$$\begin{array}{r} 5 \\ + 3 \\ \hline \end{array}$$

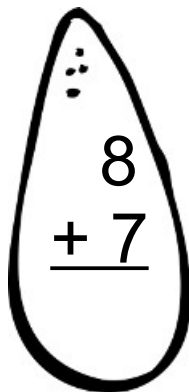

$$\begin{array}{r} 6 \\ + 1 \\ \hline \end{array}$$

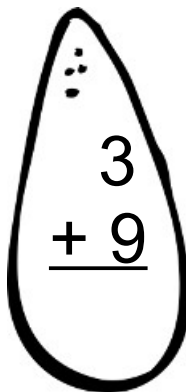

$$\begin{array}{r} 3 \\ + 7 \\ \hline \end{array}$$

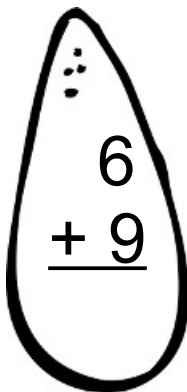

$$\begin{array}{r} 8 \\ + 5 \\ \hline \end{array}$$

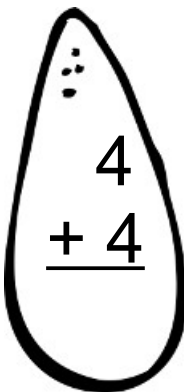

$$\begin{array}{r} 9 \\ + 2 \\ \hline \end{array}$$

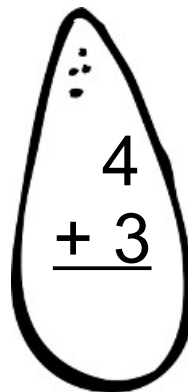

$$\begin{array}{r} 7 \\ + 7 \\ \hline \end{array}$$

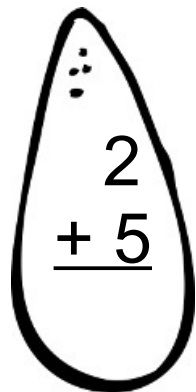

$$\begin{array}{r} 8 \\ + 7 \\ \hline \end{array}$$

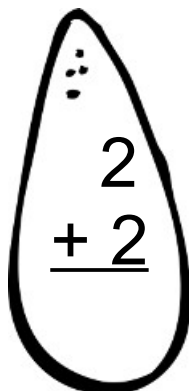

$$\begin{array}{r} 3 \\ + 9 \\ \hline \end{array}$$

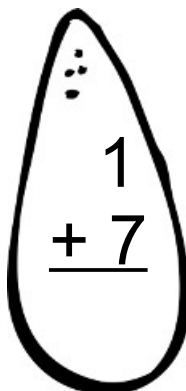

$$\begin{array}{r} 6 \\ + 9 \\ \hline \end{array}$$

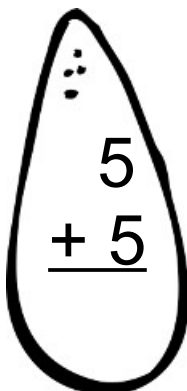

$$\begin{array}{r} 4 \\ + 4 \\ \hline \end{array}$$

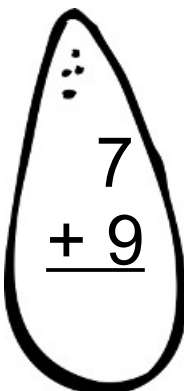

$$\begin{array}{r} 4 \\ + 3 \\ \hline \end{array}$$

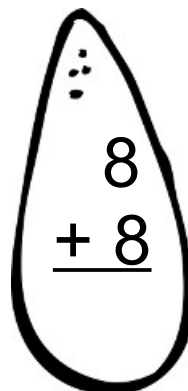

$$\begin{array}{r} 2 \\ + 5 \\ \hline \end{array}$$

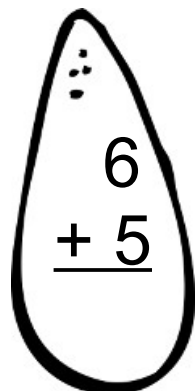

$$\begin{array}{r} 2 \\ + 2 \\ \hline \end{array}$$


$$\begin{array}{r} 1 \\ + 7 \\ \hline \end{array}$$



$$\begin{array}{r} 5 \\ + 5 \\ \hline \end{array}$$


$$\begin{array}{r} 7 \\ + 9 \\ \hline \end{array}$$

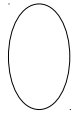

$$\begin{array}{r} 8 \\ + 8 \\ \hline \end{array}$$


$$\begin{array}{r} 6 \\ + 5 \\ \hline \end{array}$$

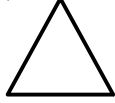
Color by Shape Raindrop



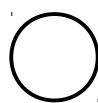
- red




- blue



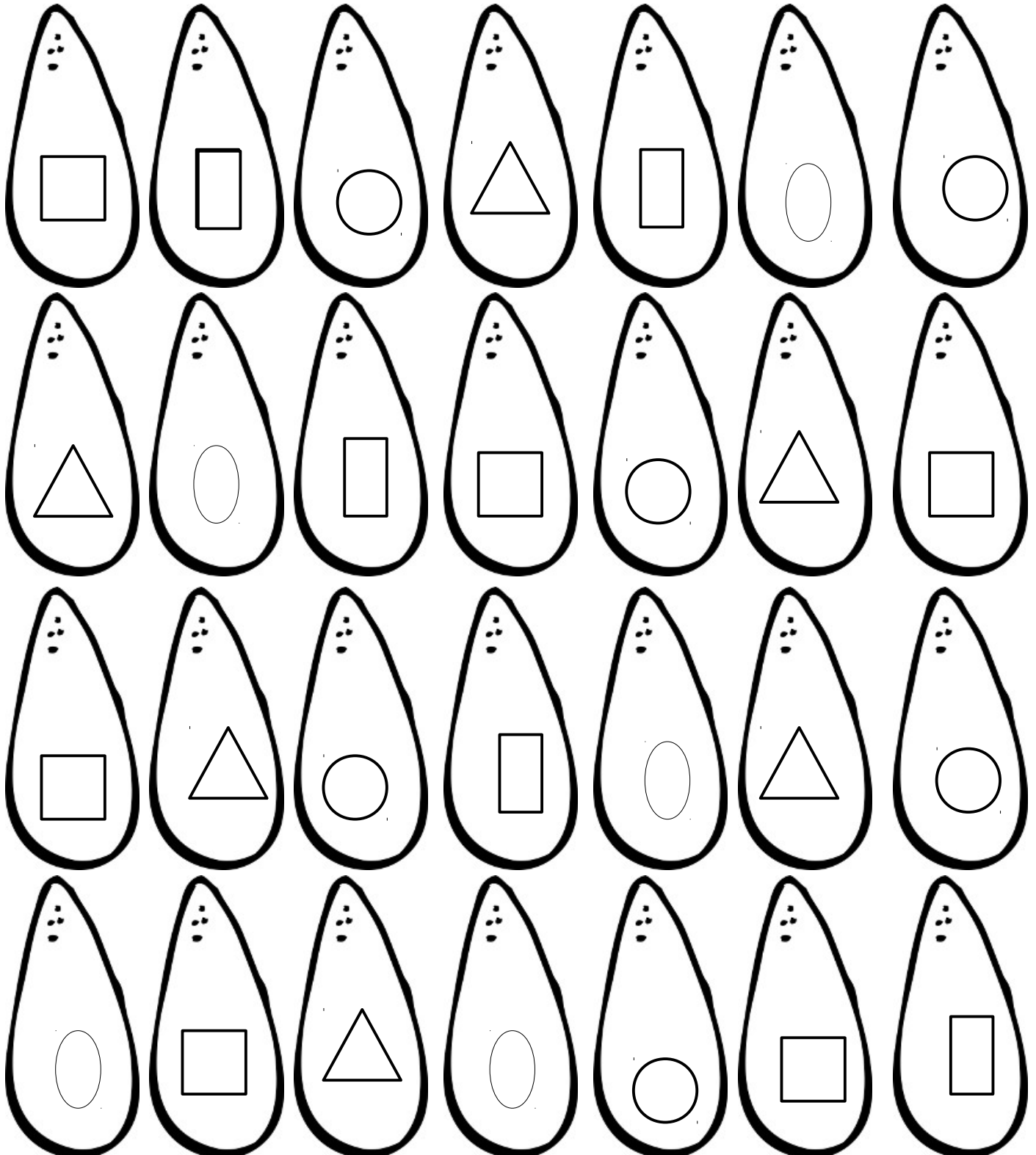
- green



- yellow



- orange





Spring What Time is it?



Look at the sentence and write the hands on the clock.

The sun comes up at 5:00am.

Breakfast is at 7:30am.



The butterflies come out at 10:45am.

Lunch is at 12:30pm.



Dinner is at 5:45.

The sun sets at 7:15pm.





Spring What time Is it?



Look at the sentence, write the time and put hands on the clock.

It is 4:00 and 15 minutes past
What time is it? _____.



It is 12:00 and 50 minutes past
What time is it? _____.



It is 7:00 and 20 minutes past
What time is it? _____.



It is 1:00 and 5 minutes past
What time is it? _____.



It is 9:00 and 35 minutes past
What time is it? _____.



It is 6:00 and 40 minutes past
What time is it? _____.

