



Spring Learning Pack Part 4

Thanks for stopping by and downloading my Spring Learning Pack.
Be sure to download Part 1, 2, 3 & Tot Pack.

These printables are provided *FREE* of charge. Please do share my printables. But please remember that all of my printables are for personal use. You cannot claim these printables or sell them as your own. All the printables and pictures are the property of 3 Dinosaurs.

Please DO

- Download the files to your computers and print them off for personal use.
- Direct people to the blog or site when sharing with others.
- Give proper credit back to 3 Dinosaurs when blogging about our files.

You May Not

- Link directly to the pdf file.
- Alter my files in any way.
- Store them on your website in any format.
- Seek to use these to drive traffic to your site or sell them in any way.
- Print off and sell them to others.

Please remember this is about being Honest.

I reserve the right to change this policy at any time.

Please read the [Terms of Use](#). If you have any questions please let me know.

Thanks!

3Dinosaurs.com



Graphics: Purchased from [Melonheadz Illustrations](#)



Spring Learning Pack Index

Part 1

3-4 – 3 part Cards
5 - Which One Is Different
6 - What Comes Next?
7-9 - Prewriting Practice
10-11 – Pattern Cards
12-13 – Matching Cards
14-18 – 4 Piece Puzzles
19-22 – 10 piece puzzles
23-28 – Clip & Count Cards 0 to 20
29 – Dot the R
30 – Trace the letter R
31 – Unscramble the Word
32 – Label Begging Sound
33 – Size Sequencing
34-35 - Size Sorting.
36-37 – Cutting Practice

Part 2

3 – Begging Sound
4-5 – Wall Cards
6-9 – Trace Begging Sound
10-11 – Trace the Word
12-13 – Write the Word
14-19 – Write a Sentence
20-25 – Trace & Color
26 – Sorting by Season
27 – Color by Size
28-33 – Hand on Math (Addition, Subtraction, Greater Than/Less Than, Counting)
34-35 – Fill in the Missing Number
36 – Coloring Even & Odd
37 – Addition Page
38 – Count & Color
39 – Rain Drop Math
40 – Color by Shape
41-42 – Spring What Time is it?

Part 3

3 – Flower Pot Adding
4 – Color by Shape Direction
5-9 – Roll & Count (1-5, 1-10, 1-20, Tally Sheet)
10-15 – Roll & Count Questions Math Pages
16-18 – Adding Math Spinning Single & Double
19 – Coloring Coins
20 – Ways to Add to 10
21 – Counting 10s
22-23 – Spring Writing
24 – Fix the Sentence
25-26 – Describe Breadcrumb & Writing
27-31 – Write 4 Things about the Picture
32 – Color by Number
33-34 – Color by Word Family
35 – Color by CVCE & CVC
36-37 – Flower Pot Writing Paper
38 – Color by Direction

Part 4

3 – Color the Pattern
4 – Fill in the Missing pattern
5 – Count & Match
6 – Number Line
7 - Rounding numbers
8-10 – Roll & Cover (Addition, Addition + 5, Multiplication)
11-13 – Spring Writing
14 – Measure the Umbrella
15 – ABC Matching Upper and Lower Case
16 – 3 Number Math
17-20 – Spring Book

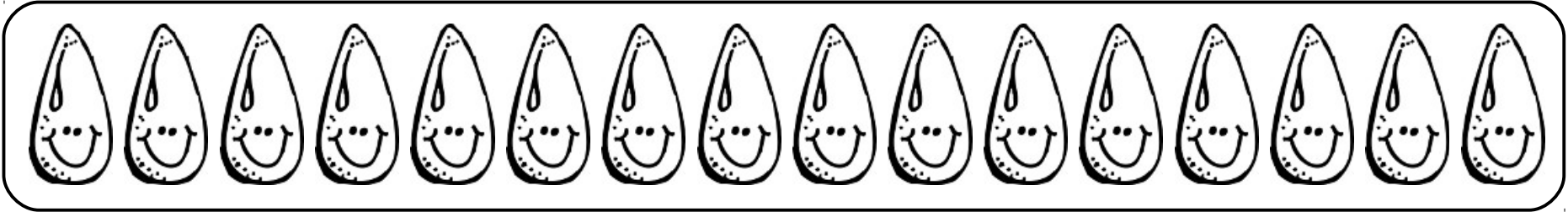
Tot Pack

3-8 - Solid Line Prewriting
9-14 - Dashed Line Prewriting
15-16 – Which One is Different
17 – Circle the Small
18 – Color the Large Umbrella
19-20 – 2 Piece Puzzles
21-23 – Color the Kite
25 – Matching Cards
26 – 9 Piece Puzzle
27-29 – Spring Matching
30-31 – Roll & Count
32-33 – Shape Tracing
34-36 – Dot the Letter: F, U, K

Color The Patterns

Color in an AB pattern.

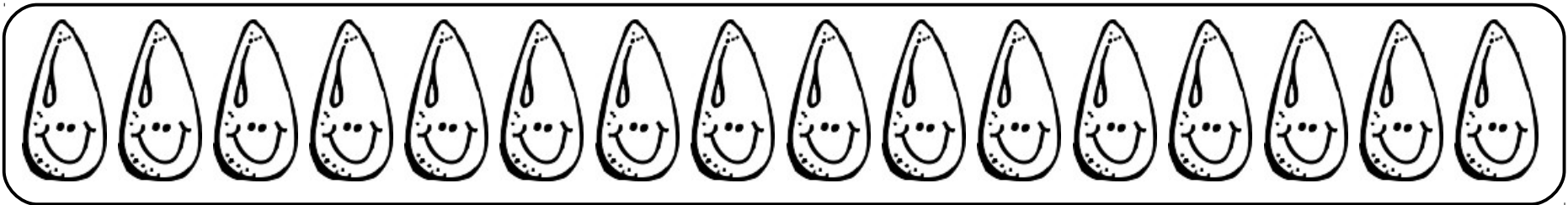
Name: _____



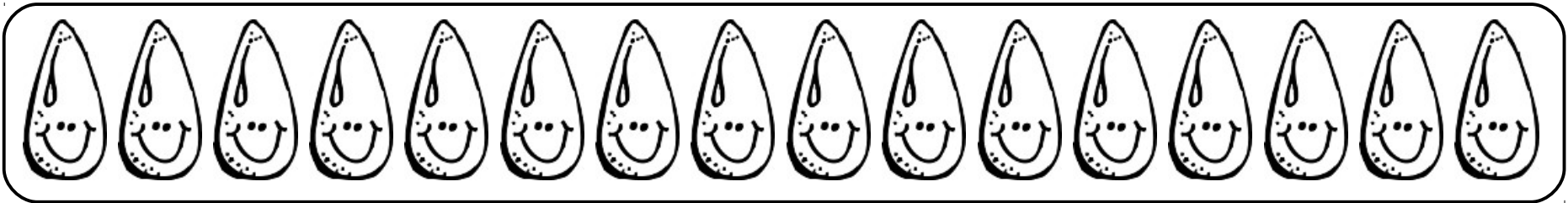
Color in an BBA pattern.



Color in an ABC pattern.















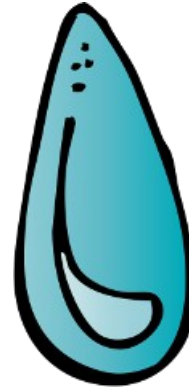

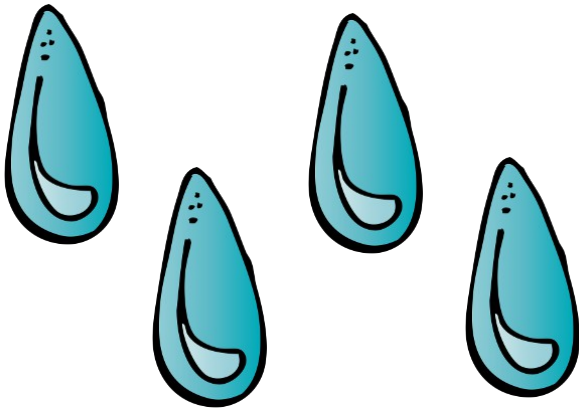

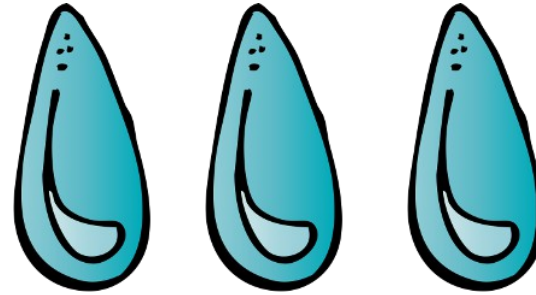

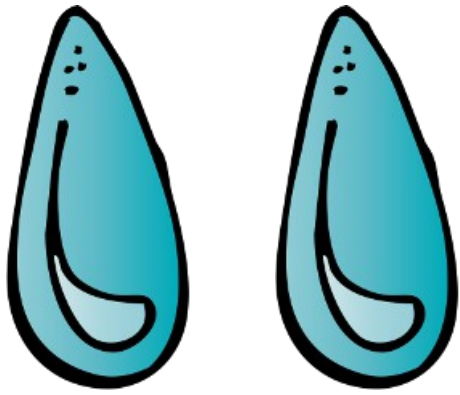
Color in an CAA pattern.



Fill in the missing patterns.

Created by Cassie @ 3Dinosaurs.com





1

2

3

4

5


6



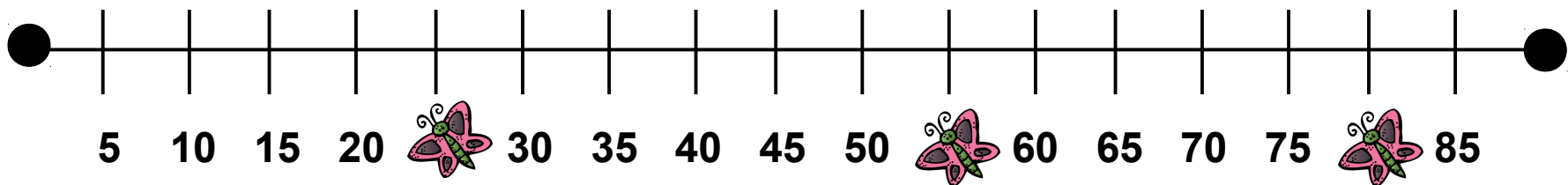
Spring Number Line




Skip counting number lines!



What numbers are the butterflies covering? _____



What numbers are the butterflies covering? _____



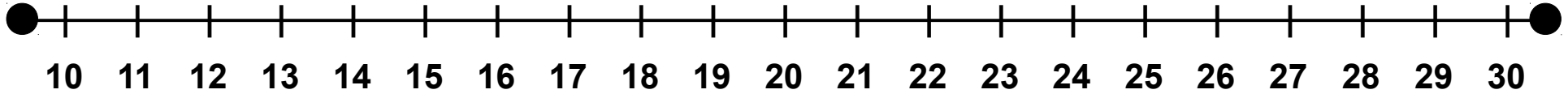
What numbers are the butterflies covering? _____



Spring Rounding Numbers



Look at the numbers below and round to the nearest tens place.



21 rounds to _____

12 rounds to _____

18 rounds to _____

24 rounds to _____

16 rounds to _____

28 rounds to _____

23 rounds to _____

14 rounds to _____

25 rounds to _____

18 rounds to _____


29 rounds to _____

15 rounds to _____

13 rounds to _____

17 rounds to _____


Rain Roll & Cover



Roll & Cover Flower Pot & Add 5

How to Play:

Roll two dice and add them together. Take the total and add 5 more and cover the answer.



$$\underline{\quad} + \underline{\quad} + 5 = \underline{\quad}$$

$$\underline{\quad} + \underline{\quad} + 5 = \underline{\quad}$$

$$\underline{\quad} + \underline{\quad} + 5 = \underline{\quad}$$

$$\underline{\quad} + \underline{\quad} + 5 = \underline{\quad}$$

$$\underline{\quad} + \underline{\quad} + 5 = \underline{\quad}$$

$$\underline{\quad} + \underline{\quad} + 5 = \underline{\quad}$$

$$\underline{\quad} + \underline{\quad} + 5 = \underline{\quad}$$

$$\underline{\quad} + \underline{\quad} + 5 = \underline{\quad}$$

$$\underline{\quad} + \underline{\quad} + 5 = \underline{\quad}$$

$$\underline{\quad} + \underline{\quad} + 5 = \underline{\quad}$$

$$\underline{\quad} + \underline{\quad} + 5 = \underline{\quad}$$

mm

Roll & Cover Multiplication

How to Play:

Roll two dice and multiply them together and cover the answer. Record your answers below.

___ x ___ = ___

___ x ___ = ___

___ x ___ = ___

___ x ___ = ___

___ x ___ = ___

___ x ___ = ___

___ x ___ = ___

___ x ___ = ___

___ x ___ = ___

___ x ___ = ___

___ x ___ = ___

___ x ___ = ___

___ x ___ = ___


___ x ___ = ___

___ x ___ = ___

___ x ___ = ___

___ x ___ = ___

___ x ___ = ___



Spring Writing

Name: _____

Write words that start with the same beginning sound as the picture below!



1. _____

2. _____

3. _____

4. _____

5. _____


6. _____

7. _____

Spring Writing

Name: _____

Write words that start with the same blend as the picture below!



1. _____

2. _____

3. _____

4. _____

5. _____

6. _____

7. _____

Spring Writing

Name: _____

Write words that start with the same beginning sound as the picture below!



1. _____

2. _____

3. _____

4. _____

5. _____

6. _____


7. _____

Measure the Umbrellas

Name: _____

Measure the umbrellas using a ruler, paper clips or cubes.










Created by Cassie @ 3Dinosaurs.com



Match the Rain & Clouds

Name: _____

Match the upper case clouds and lower case rain drops.



Created by Cassie @ 3Dinosaurs.com





Spring Counting Adding



Look at the pictures & numbers below draw the rain drops and third number that would add up to number at the end.

5

4


= 15

7


1

= 12


Looking for Spring




Created by Cassie @ 3Dinosaurs.com



I look outside and see buds
on the tree.



I see one kite in the sky.



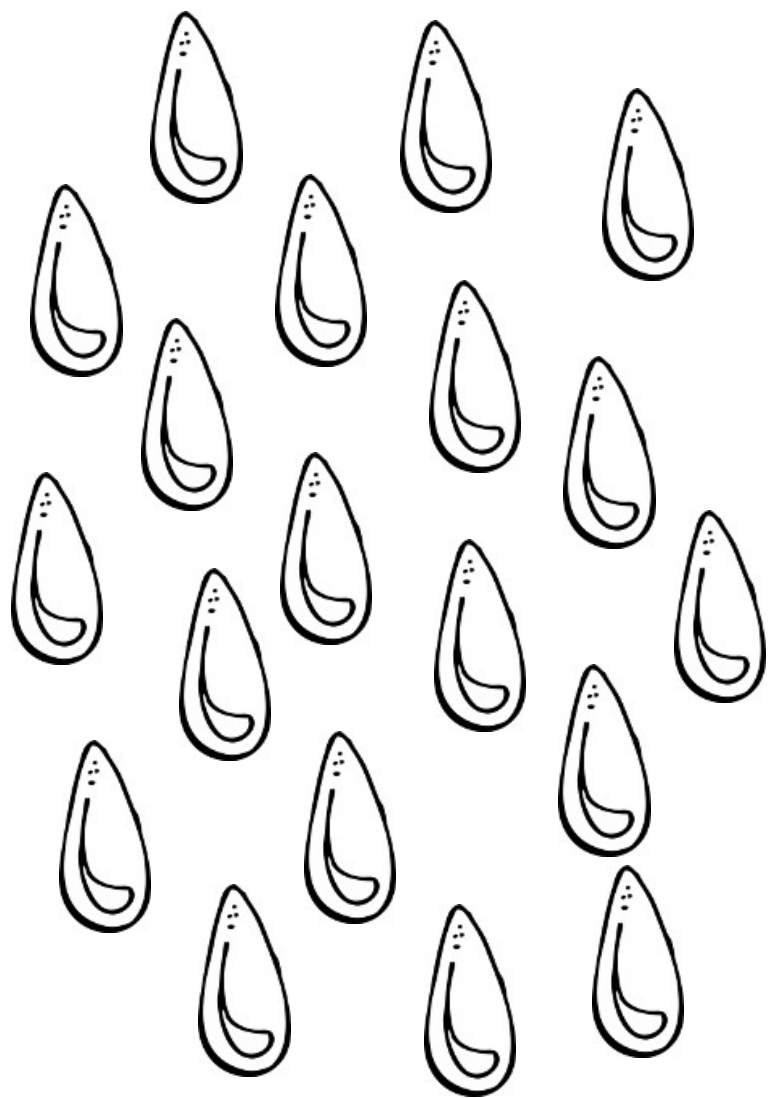
The butterfly is flying.



He has a raincoat.



She has a raincoat and hat.



The rain is falling.



The umbrella is open.