

Spring Learning Tot Pack

Thanks for stopping by and downloading my Spring Learning Pack. Be sure to download Part 1, 2, 3, & 4.

These printables are provided *FREE* of charge. Please do share my printables. But please remember that all of my printables are for personal use. You cannot claim these printables or sell them as your own. All the printables and pictures are the property of 3 Dinosaurs.

Please DO

- Download the files to your computers and print them off for personal use.
- Direct people to the blog or site when sharing with others.
- Give proper credit back to 3 Dinosaurs when blogging about our files.

You May Not

- Link directly to the pdf file.
- Alter my files in any way.
- Store them on your website in any format.
- Seek to use these to drive traffic to your site or sell them in any way.
- Print off and sell them to others.

Please remember this is about being Honest.

I reserve the right to change this policy at any time.

Please read the [Terms of Use](#). If you have any questions please let me know.



Thanks! 3Dinosaurs.com

Graphics: Purchased from [Melonheadz Illustrations](#)



Spring Learning Pack Index

Part 1

3-4 – 3 part Cards
 5 - Which One Is Different
 6 - What Comes Next?
 7-9 - Prewriting Practice
 10-11 – Pattern Cards
 12-13 – Matching Cards
 14-18 – 4 Piece Puzzles
 19-22 – 10 piece puzzles
 23-28 – Clip & Count Cards 0 to 20
 29 – Dot the R
 30 – Trace the letter R
 31 – Unscramble the Word
 32 – Label Begging Sound
 33 – Size Sequencing
 34-35 - Size Sorting.
 36-37 – Cutting Practice

Part 2

3 – Begging Sound
 4-5 – Wall Cards
 6-9 – Trace Begging Sound
 10-11 – Trace the Word
 12-13 – Write the Word
 14-19 – Write a Sentence
 20-25 – Trace & Color
 26 – Sorting by Season
 27 – Color by Size
 28-33 – Hand on Math (Addition, Subtraction, Greater Than/Less Than, Counting)
 34-35 – Fill in the Missing Number
 36 – Coloring Even & Odd
 37 – Addition Page
 38 – Count & Color
 39 – Rain Drop Math
 40 – Color by Shape
 41-42 – Spring What Time is it?

Part 3

3 – Flower Pot Adding
 4 – Color by Shape Direction
 5-9 – Roll & Count (1-5, 1-10, 1-20, Tally Sheet)
 10-15 – Roll & Count Questions Math Pages
 16-18 – Adding Math Spinning Single & Double
 19 – Coloring Coins
 20 – Ways to Add to to 10
 21 – Counting 10s
 22-23 – Spring Writing
 24 – Fix the Sentence
 25-26 – Describe Breadcrumb & Writing
 27-31 – Write 4 Things about the Picture
 32 – Color by Number
 33-34 – Color by Word Family
 35 – Color by CVCE & CVC
 36-37 – Flower Pot Writing Paper
 38 – Color by Direction


Tot Pack

3-8 - Solid Line Prewriting
 9-14 - Dashed Line Prewriting
 15-16 – Which One is Different
 17 – Circle the Small
 18 – Color the Large Umbrella
 19-20 – 2 Piece Puzzles
 21-23 – Color the Kite
 25 – Matching Cards
 26 – 9 Piece Puzzle
 27-29 – Spring Matching
 30-31 – Roll & Count
 32-33 – Shape Tracing
 34-36 – Dot the Letter: F, U, K





Part 4

3 – Color the Pattern
 4 – Fill in the Missing pattern
 5 – Count & Match
 6 – Number Line
 7 - Rounding numbers
 8-10 – Roll & Cover (Addition, Addition + 5, Multiplication)
 11-13 – Spring Writing
 14 – Measure the Umbrella
 15 – ABC Matching Upper and Lower Case
 16 – 3 Number Math
 17-20 – Spring Book

Prewriting Practice



Prewriting Practice




Prewriting Practice




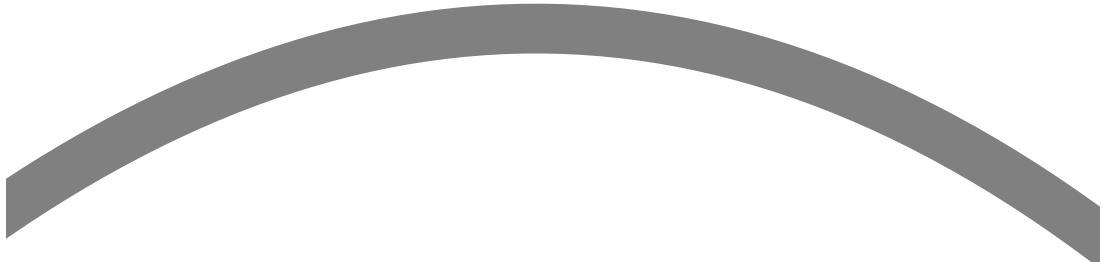

Prewriting Practice





Prewriting Practice



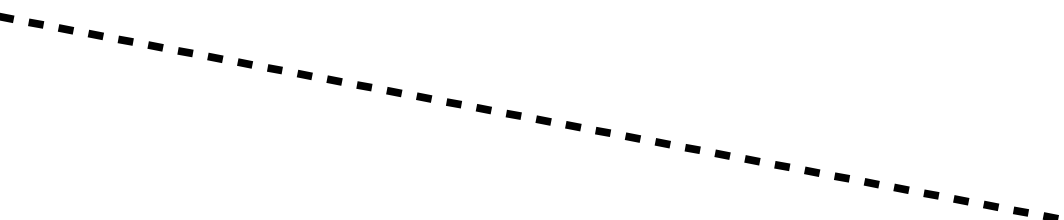


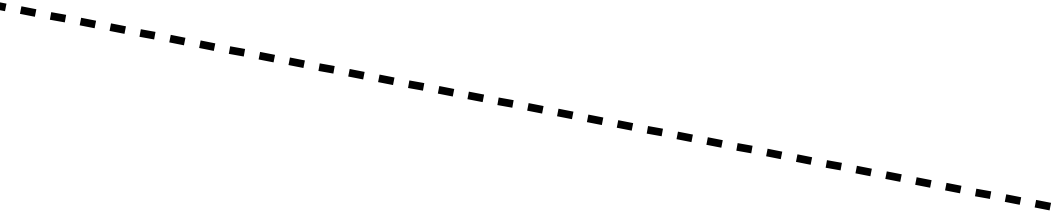
Prewriting Practice



Prewriting Practice




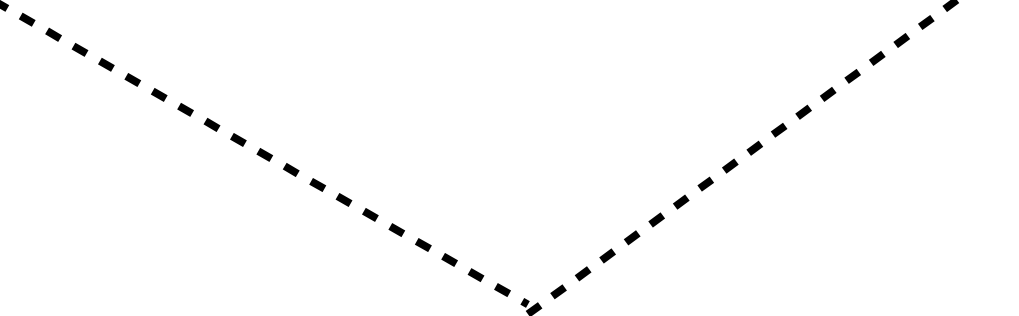
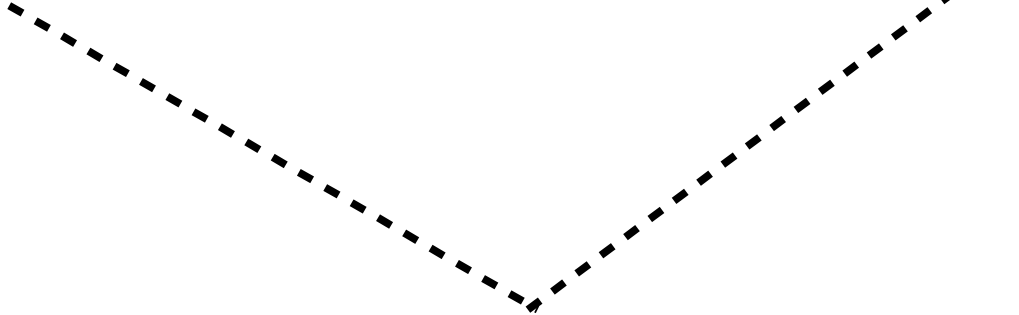
Prewriting Practice



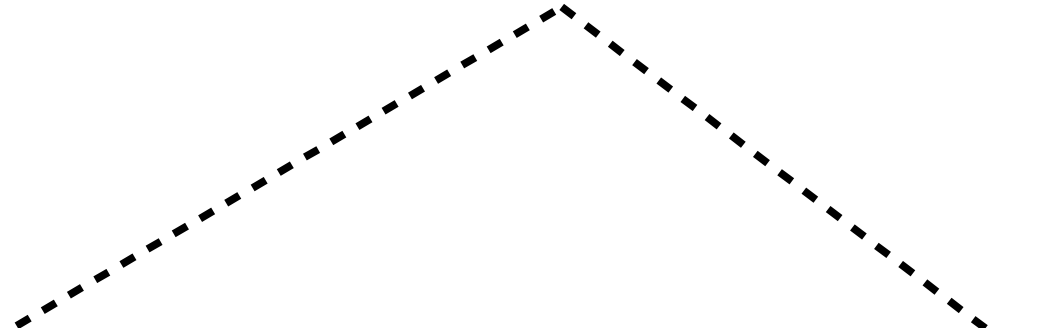
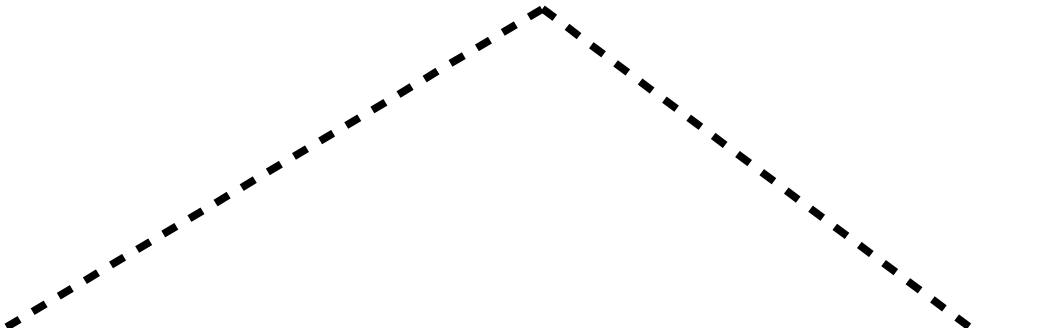
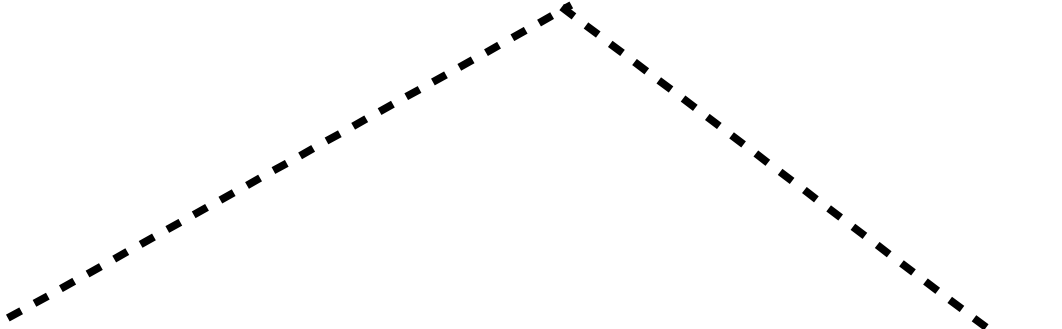
Prewriting Practice




Prewriting Practice




Prewriting Practice



Prewriting Practice





Which One is Different?




Which One is Different?




Rain, Rain,
GO AWAY!




Circle the Small Raindrops



Color the Large Umbrellas





Created by Cassie @ 3Dinosaurs.com



Created by Cassie @ 3Dinosaurs.com



Created by Cassie @ 3Dinosaurs.com



Created by Cassie @ 3Dinosaurs.com




Created by Cassie @ 3Dinosaurs.com


Color the Kite




3Dinosaurs.com




This kite is pink.




This kite is red.




This kite is yellow.




This kite is orange.




This kite is purple.




This kite is blue.




This kite is black.




This kite is brown.



This kite is green.



This kite is gray.



This kite is white.


Matching Cards



On the following pages print it out twice. You can cut up both and use as matching cards. Or leave one as is and let child match the cards to the sheet.



9 Piece Puzzle


On the last page for younger children copy this page twice and use one as a template to help them finish the puzzle.





Rain, Rain,
GO AWAY!

9 Piece Puzzle




For younger children copy this page twice and use one as a template to help them finish the puzzle.



Spring Matching



Spring Matching



Spring Matching




Rain, Rain,
GO AWAY!

Rain, Rain,
GO AWAY!



Cut out and fold to make a dice.





Roll and Count Spring



5						
4						
3						
2						
1						
						

Shape Tracing



circle



square



triangle



rectangle



oval




diamond



pentagon



hexagon



heart


Shape Tracing




circle



square



triangle




rectangle



oval




diamond



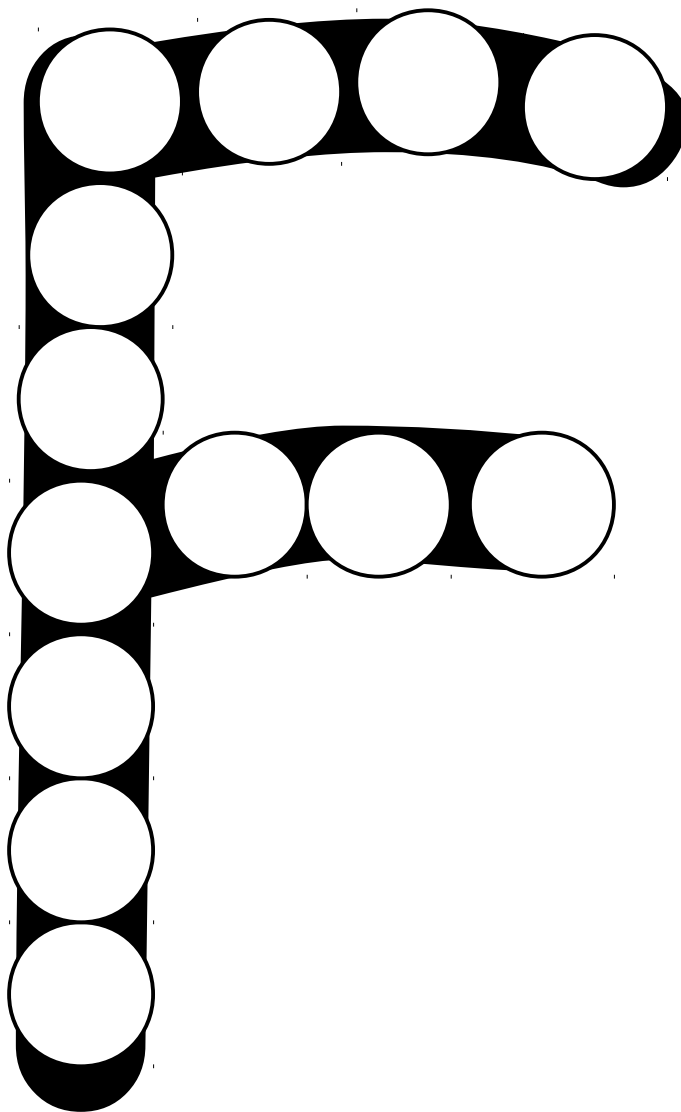
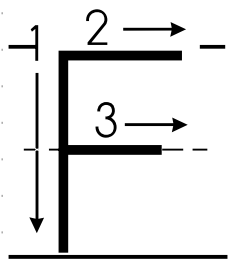
pentagon




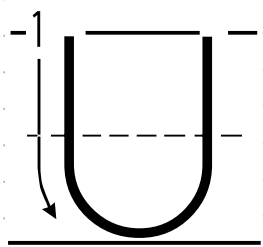
hexagon





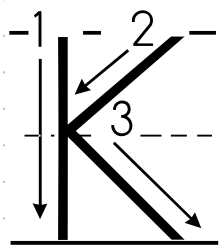
heart



flowers



u m b r e l l a



kite