

# Spring Pack 2 Part 2

Thanks for stopping by and downloading my Spring Pack 2. Be sure to download Part 1, 3 & Tot Pack.

These printables are provided *FREE* of charge. Please do share my printables. But please remember that all of my printables are for personal use. You cannot claim these printables or sell them as your own. All the printables and pictures are the property of 3 Dinosaurs.

#### **Please DO**

- Download the files to your computers and print them off for personal use.
- Direct people to the blog or site when sharing with others.
- Give proper credit back to 3 Dinosaurs when blogging about our files.

#### **You May Not**

- Link directly to the pdf file.
- Alter my files in any way.
- Store them on your website in any format.
- Seek to use these to drive traffic to your site or sell them in any way.
- Print off and sell them to others.

Please remember this is about being Honest.

I reserve the right to change this policy at any time.

Please read the [Terms of Use](#). If you have any questions please let me know.

## Thanks! 3Dinosaurs.com



Graphics purchased from [Scrappin Doodles](#)



# Spring Pack 2 Index

## Part 1

3-4 – 3 Part Cards  
5 - Which One Is Different  
6 - What Comes Next?  
7-8 - Prewriting Practice  
9 – Pattern Cards  
10-11 Matching Cards  
12-17 – 4 Piece Puzzle  
18-20 – 10 Piece Puzzles (1-10, 11-20, Skip Counting by 2)  
21 – Dot the F  
22-23 - Trace the F Print & Cursive  
24 – Color the Story As You Read  
25 – Label Beginning Sound Print  
26 – Label Beginning Sound Cursive  
27-28 – Count and Graph  
29-30 - Sorting by Size  
31 – Size Sequencing  
32-33 – Number order  
34-35 – Read Trace & write Print & Cursive

## Part 2

3 – Beginning Sounds  
4-5 Wall Cards Print  
6-7 – Wall Cards Cursive  
8-11 – Trace Beginning Sound Print  
12-15 – Trace Beginning Sound Cursive  
16-17 – Trace the Word Print  
18-19 – Trace the Word Cursive  
20-21 – Write the Word  
22-29 – Writing Sentence about Word  
30-37 – Trace & Color  
38 – Color by Size  
39 – Count & Color  
40-43 – Roll & Count Spring (1-5, 1-10, 1-20)  
44-45 – Roll & Count Math (Addition & Multiplication)

## Part 3


3 – Color the Pattern  
4 – Fill in the Missing Pattern  
5-8 – Tile Words  
9-11 – Roll & Cover (Addition, Subtract -1, Multiplication)  
12 – Cover the ABCs  
13 – Write “-og” words  
14-16 – Blend Writing

## Tot Pack

3-8 - Solid Line Prewriting  
9-14 - Dashed Line Prewriting  
15-16 – Which One is Different  
17 – Color the Small items  
18 – Color the Large Items  
19-21 – 2 Piece Puzzles  
22-24 – Color the Flower  
26 – Matching Cards  
27 – 9 Piece Puzzle  
28-30 – Spring Matching Pages  
31-32 – Roll & Counting  
33-34 – Shape Tracing  
35 – Dot The F & Trace



O L Y



G O F



T D R



S E D



N I N



S L N



E V G




K E R



D R G



old lady



frog



dirt



seeds




rain



sunlight



gloves



rake



garden

**Happy  
Spring**

Happy Spring

*Created by Cassie @ 3Dinosaurs.com*



sunlight



gloves



rake



garden


HAPPY  
Spring

Happy Spring





old lady



frog



dirt




seeds



rain



o o o o o o o



f f f f f f f



d d d d d d d



s s s s s s s



r r r r r r r





s s s s s s s



g g g g g g



r r r r r r r r




g g g g g g

**Happy  
Spring**

h h h h h h h



Oo Oo Oo Oo



Ff Ff Ff Ff



Dd Dd Dd Dd



Ss Ss Ss Ss



Rr Rr Rr Rr



Ss Ss Ss Ss



Gg Gg Gg Gg




Rr Rr Rr Rr




Gg Gg Gg Gg

HAPPY  
Spring

Hh Hh Hh Hh






**HAPPY  
Spring**





Oo Oo Oo



F F F



Dd Dd




S S S



R R R






HAPPY  
Spring





old lady



frog



dirt



seed



rain



sunlight



gloves



rake



garden


**Happy  
Spring**

Happy Spring

Created by Cassie @ 3Dinosaurs.com



old lady



frog



dirt



seed




rain



sunlight



gloves



rake




garden

HAPPY  
Spring

Happy Spring



Handwriting practice lines for the first row, consisting of a solid top line, a dashed middle line, and a solid bottom line.



Handwriting practice lines for the second row, consisting of a solid top line, a dashed middle line, and a solid bottom line.



Handwriting practice lines for the third row, consisting of a solid top line, a dashed middle line, and a solid bottom line.



Handwriting practice lines for the fourth row, consisting of a solid top line, a dashed middle line, and a solid bottom line.



Handwriting practice lines for the fifth row, consisting of a solid top line, a dashed middle line, and a solid bottom line.





---

---

---



---

---

---



---

---

---



---

---

---

**Happy  
Spring**

---

---

---

# Writing

old lady




Write a sentence about the old lady.

Handwriting practice lines consisting of solid top and bottom lines with a dashed middle line. There are ten sets of these lines for writing practice.

# Writing

frog




Write a sentence about a frog.

Handwriting practice lines consisting of solid top and bottom lines with a dashed middle line. There are five sets of these lines for writing practice.

# Writing

dirt




Write a sentence about dirt.

Handwriting practice lines consisting of solid top and bottom lines with a dashed middle line. There are eight sets of these lines for writing practice.

# Writing

## seeds




Write a sentence about seeds.

Handwriting practice lines consisting of solid top and bottom lines with a dashed middle line. There are five sets of these lines for writing practice.

# Writing

rain



Write a sentence about rain.

Handwriting practice lines consisting of solid top and bottom lines with a dashed middle line. There are eight sets of these lines provided for writing practice.



# Writing

sunlight



Write a sentence about the sunlight.

Handwriting practice lines consisting of solid top and bottom lines with a dashed middle line. There are eight sets of these lines for writing practice.

# Writing

## gloves

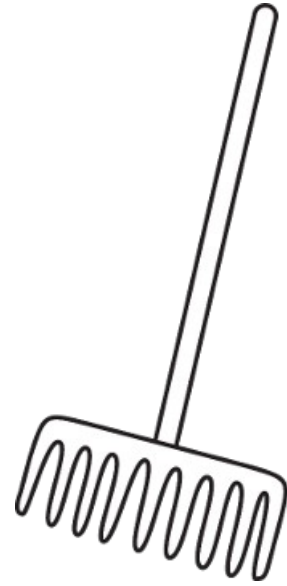


Write a sentence about gloves.

Handwriting practice lines consisting of solid top and bottom lines with a dashed middle line. There are five sets of these lines for writing practice.


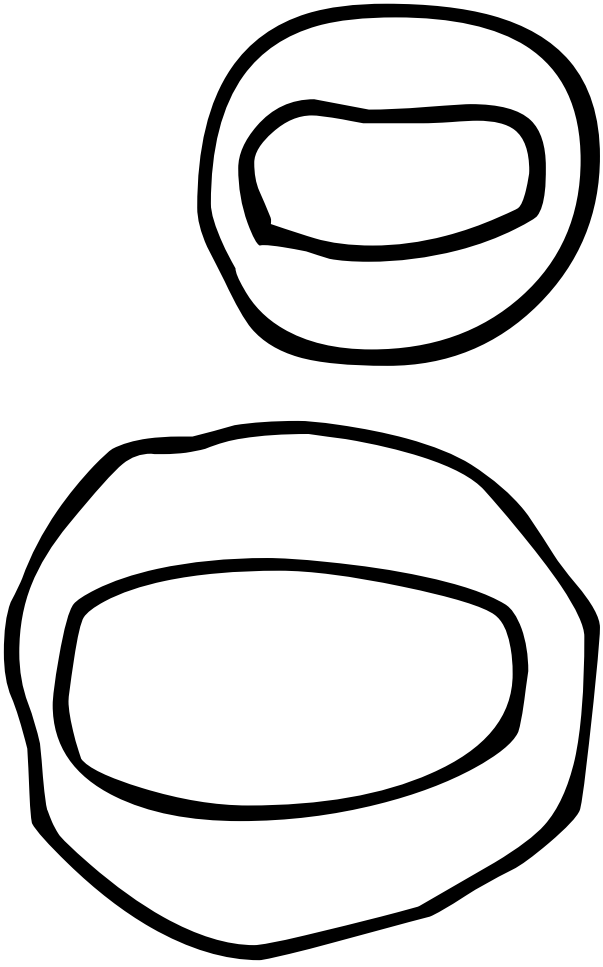
# Writing

rake

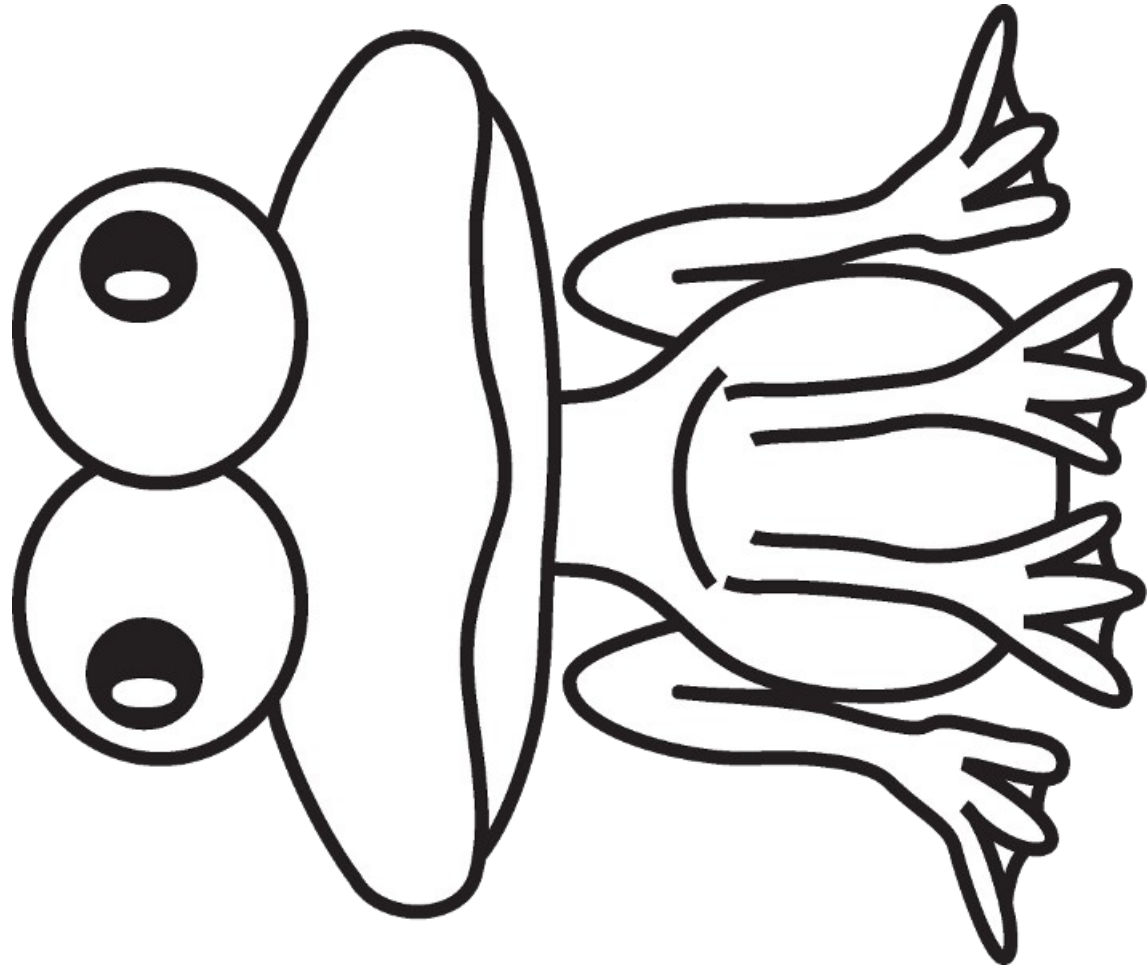


Write a sentence about a rake.

Handwriting practice lines consisting of solid top and bottom lines with a dashed middle line. There are five sets of these lines for writing practice.



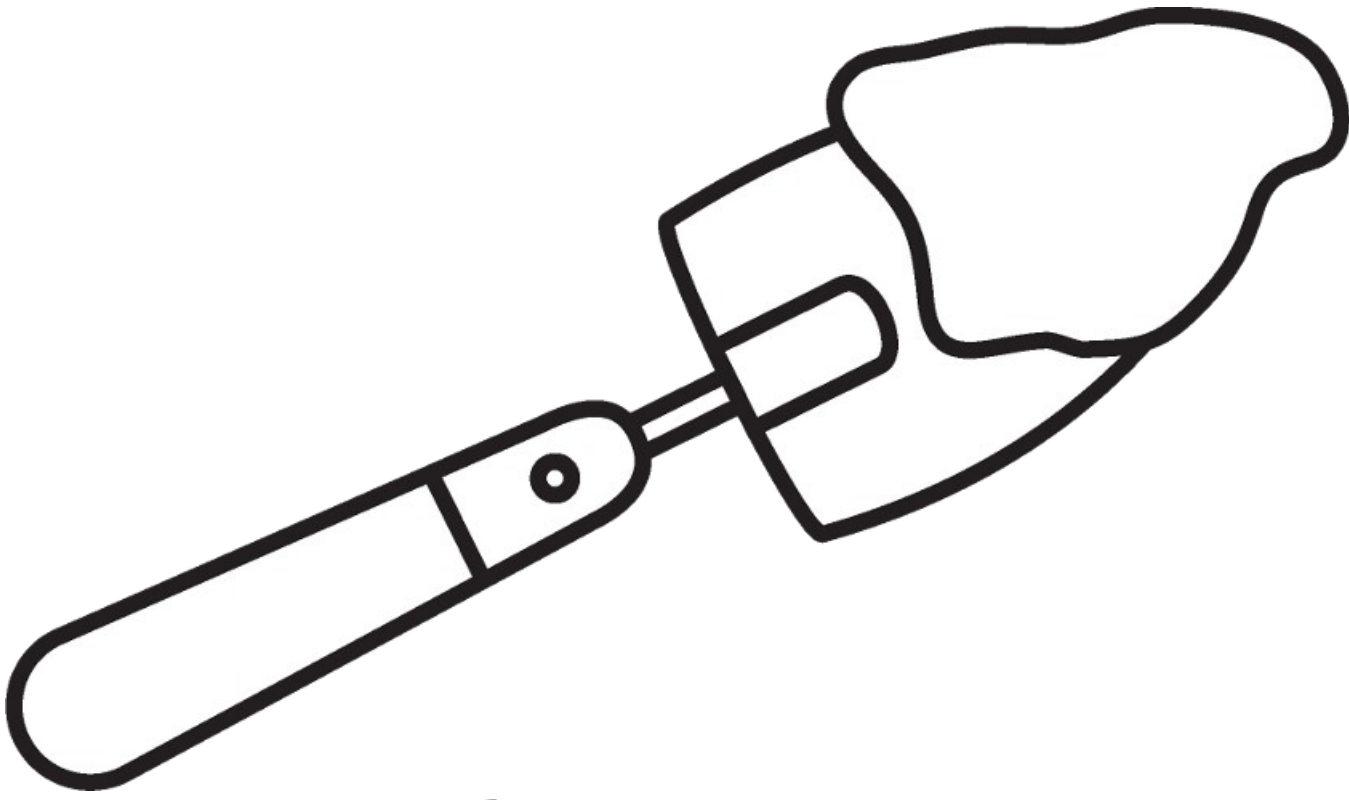
O is for  
Old lady.



F is for  
frog

F


Dirt



D is for  
dirt.




S S




s is for  
seeds.

RAIN



R is for  
rain.



S S

s is for  
sunlight.

G

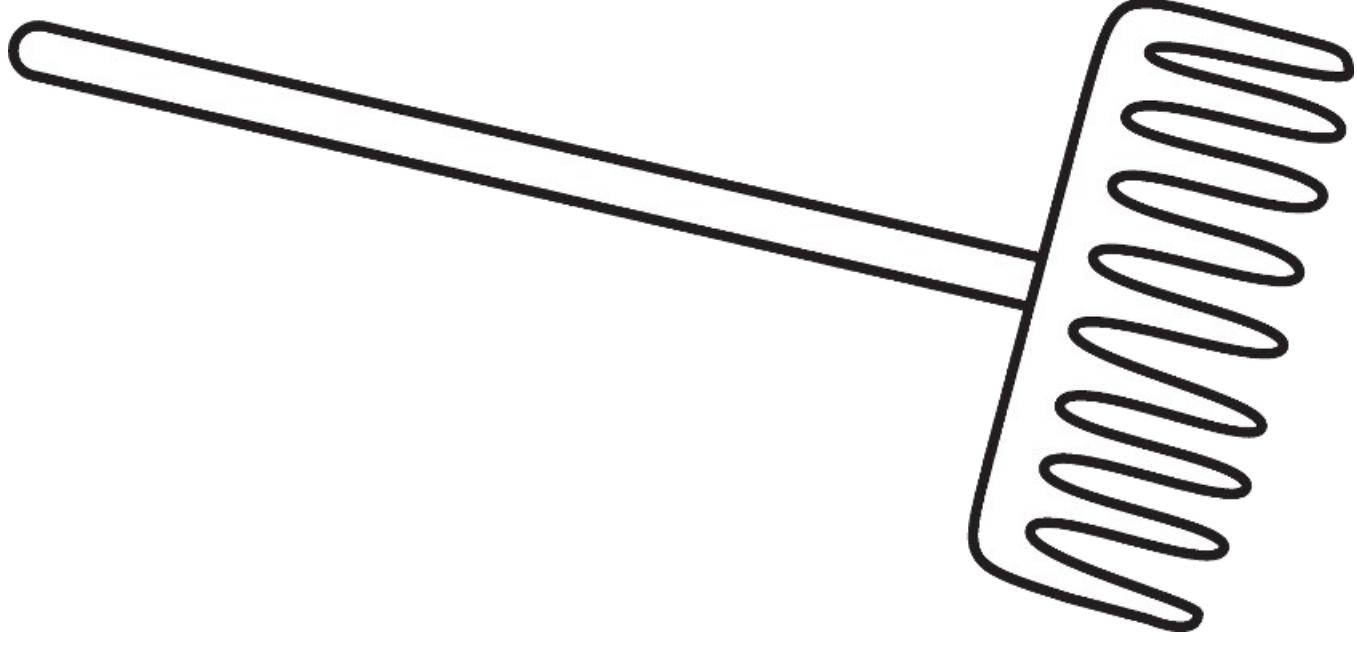
g

G is for  
gloves.



Rake

r is for  
rake.
















# Frog Color by Size

Color the large frogs **green**.

Color the medium frogs **brown**.

Color the small frogs **yellow**.



Color 5 flowers **orange**.



Color 2 flowers **red**.



Color 1 flower **purple**.



Color 4 flowers **yellow**.




Color 3 flowers **pink**.











Cut out and fold to make a dice.



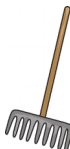













# Roll and Count Spring

|   |   |   |   |  |   |   |
|---|---|---|---|--|---|---|
| 5 |   |   |   |  |   |   |
| 4 |   |   |   |  |   |   |
| 3 |   |   |   |  |   |   |
| 2 |   |   |   |  |   |   |
| 1 |  |  |  |  |  |  |

# Roll and Count Spring

|    |   |   |   |  |   |   |
|----|---|---|---|--|---|---|
| 10 |   |   |   |  |   |   |
| 9  |   |   |   |  |   |   |
| 8  |   |   |   |  |   |   |
| 7  |   |   |   |  |   |   |
| 6  |   |   |   |  |   |   |
| 5  |   |   |   |  |   |   |
| 4  |   |   |   |  |   |   |
| 3  |   |   |   |  |   |   |
| 2  |   |   |   |  |   |   |
| 1  |  |  |  |  |  |  |

# Roll and Count Spring

|  |  |  |
|--|--|--|
| 20   |  |  |
| 19   |  |  |
| 18   |  |  |
| 17   |  |  |
| 16   |  |  |
| 15   |  |  |
| 14   |  |  |
| 13   |  |  |
| 12   |  |  |
| 11   |  |  |
| 10   |  |  |
| 9  |  |  |
| 8  |  |  |
| 7  |  |  |
| 6  |  |  |
| 5  |  |  |
| 4  |  |  |
| 3  |  |  |
| 2  |  |  |
| 1  |  |  |
| <div></div> |  |  |

# Roll and Count Spring Questions














Answer the following questions with the information above.



\_\_\_\_\_

>

=

<

\_\_\_\_\_



\_\_\_\_\_

>

=

<

\_\_\_\_\_



\_\_\_\_\_

>

=

<

\_\_\_\_\_



\_\_\_\_\_

>

=

<

\_\_\_\_\_



\_\_\_\_\_

+



\_\_\_\_\_

=



\_\_\_\_\_

+



\_\_\_\_\_

=



\_\_\_\_\_

+



\_\_\_\_\_

=



\_\_\_\_\_

+



\_\_\_\_\_

=



\_\_\_\_\_

+



\_\_\_\_\_

=



\_\_\_\_\_

+



\_\_\_\_\_

=



\_\_\_\_\_

+



\_\_\_\_\_

=



\_\_\_\_\_

+



\_\_\_\_\_

=

# Roll and Count Spring Multiplication Questions














Answer the following questions with the information above.



x



=



x



=



x



=



x



=



x



=



x



=



x



=



x



=

x



=



x



=



x



=



x



=