

Spring Pack 2 Part 3

Thanks for stopping by and downloading my Spring 2 Pack. Be sure to download Part 1, 2 & Tot Pack.

These printables are provided *FREE* of charge. Please do share my printables. But please remember that all of my printables are for personal use. You cannot claim these printables or sell them as your own. All the printables and pictures are the property of 3 Dinosaurs.

Please DO

- Download the files to your computers and print them off for personal use.
- Direct people to the blog or site when sharing with others.
- Give proper credit back to 3 Dinosaurs when blogging about our files.

You May Not

- Link directly to the pdf file.
- Alter my files in any way.
- Store them on your website in any format.
- Seek to use these to drive traffic to your site or sell them in any way.
- Print off and sell them to others.

Please remember this is about being Honest.

I reserve the right to change this policy at any time.

Please read the [Terms of Use](#). If you have any questions please let me know.

Thanks!

3Dinosaurs.com

Graphics purchased from [Scrappin Doodles](#)



Spring 2 Pack Index

Part 1

3-4 – 3 Part Cards
 5 - Which One Is Different
 6 - What Comes Next?
 7-8 - Prewriting Practice
 9 – Pattern Cards
 10-11 Matching Cards
 12-17 – 4 Piece Puzzle
 18-20 – 10 Piece Puzzles (1-10, 11-20, Skip Counting by 2)
 21 – Dot the F
 22-23 - Trace the F Print & Cursive
 24 – Color the Story As You Read
 25 – Label Beginning Sound Print
 26 – Label Beginning Sound Cursive
 27-28 – Count and Graph
 29-30 - Sorting by Size
 31 – Size Sequencing
 32-33 – Number order
 34-35 – Read Trace & write Print & Cursive

Part 2

3 – Beginning Sounds
 4-5 Wall Cards Print
 6-7 – Wall Cards Cursive
 8-11 – Trace Beginning Sound Print
 12-15 – Trace Beginning Sound Cursive
 16-17 – Trace the Word Print
 18-19 – Trace the Word Cursive
 20-21 – Write the Word
 22-29 – Writing Sentence about Word
 30-37 – Trace & Color
 38 – Color by Size
 39 – Count & Color
 40-43 – Roll & Count Spring (1-5, 1-10, 1-20)
 44-45 – Roll & Count Math (Addition & Multiplication)

Part 3

3 – Color the Pattern
 4 – Fill in the Missing Pattern
 5-8 – Tile Words
 9-11 – Roll & Cover (Addition, Subtract -1, Multiplication)
 12 – Cover the ABCs
 13 – Write “-og” words
 14-16 – Blend Writing

Tot Pack

3-8 - Solid Line Prewriting
 9-14 - Dashed Line Prewriting
 15-16 – Which One is Different
 17 – Color the Small items
 18 – Color the Large Items
 19-21 – 2 Piece Puzzles
 22-24 – Color the Flower
 26 – Matching Cards
 27 – 9 Piece Puzzle
 28-30 – Spring Matching Pages
 31-32 – Roll & Counting
 33-34 – Shape Tracing
 35 – Dot The F & Trace

Color The Flower Patterns

Color in an AB pattern.

Name: _____



Color in an BBA pattern.



Color in an CB pattern.















Color in an ACB pattern.



Fill in the missing patterns.

Created by Cassie @ 3Dinosaurs.com




Letter Tile Spring Words

Use letter tiles from Scrabble or other such games to spell the words out.



o l d l a d y



f r o g



d i r t




s e e d s

Letter Tile Spring Words

Use letter tiles from Scrabble or other such games to spell the words out.



--	--	--	--	--	--	--



--	--	--	--



--	--	--	--



--	--	--	--	--

Letter Tile Spring Words

Use letter tiles from Scrabble or other such games to spell the words out.




r a i n



s u n l i g h t



g l o v e s



r a k e

Letter Tile Spring Words

Use letter tiles from Scrabble or other such games to spell the words out.



--	--	--	--



--	--	--	--	--	--	--	--



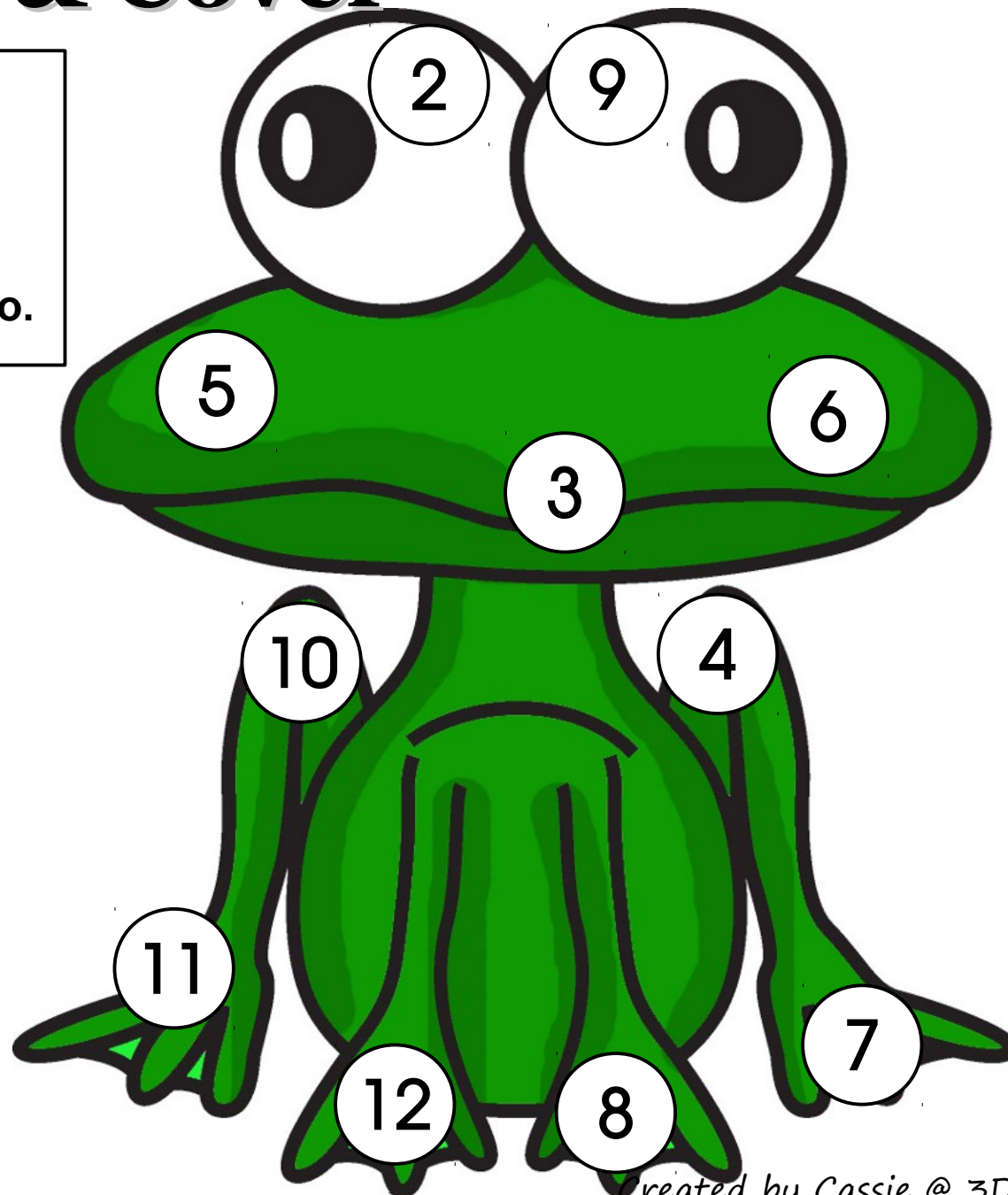
--	--	--	--	--



--	--	--	--

Frog Roll & Cover

Directions: Take two dice and roll them together. Add up the total and cover the number they add up to.



Flower Roll & Cover Multiplication

How to Play:

Roll two dice and multiply them together and cover the answer. Record your answers below.

___ x ___ = ___

___ x ___ = ___

___ x ___ = ___

___ x ___ = ___

___ x ___ = ___

___ x ___ = ___

___ x ___ = ___

___ x ___ = ___

___ x ___ = ___

___ x ___ = ___

___ x ___ = ___

___ x ___ = ___

___ x ___ = ___

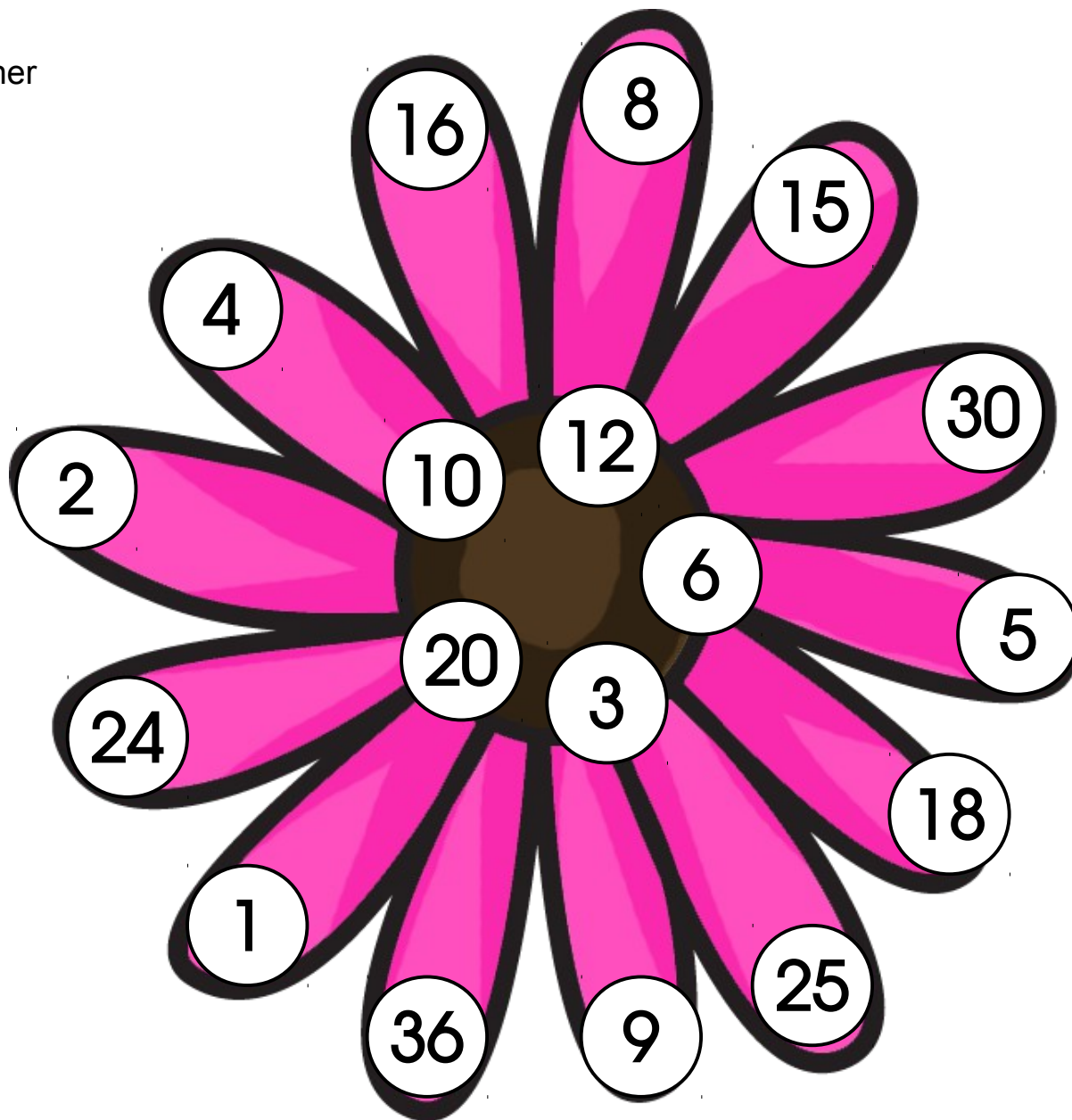
___ x ___ = ___

___ x ___ = ___

___ x ___ = ___

___ x ___ = ___

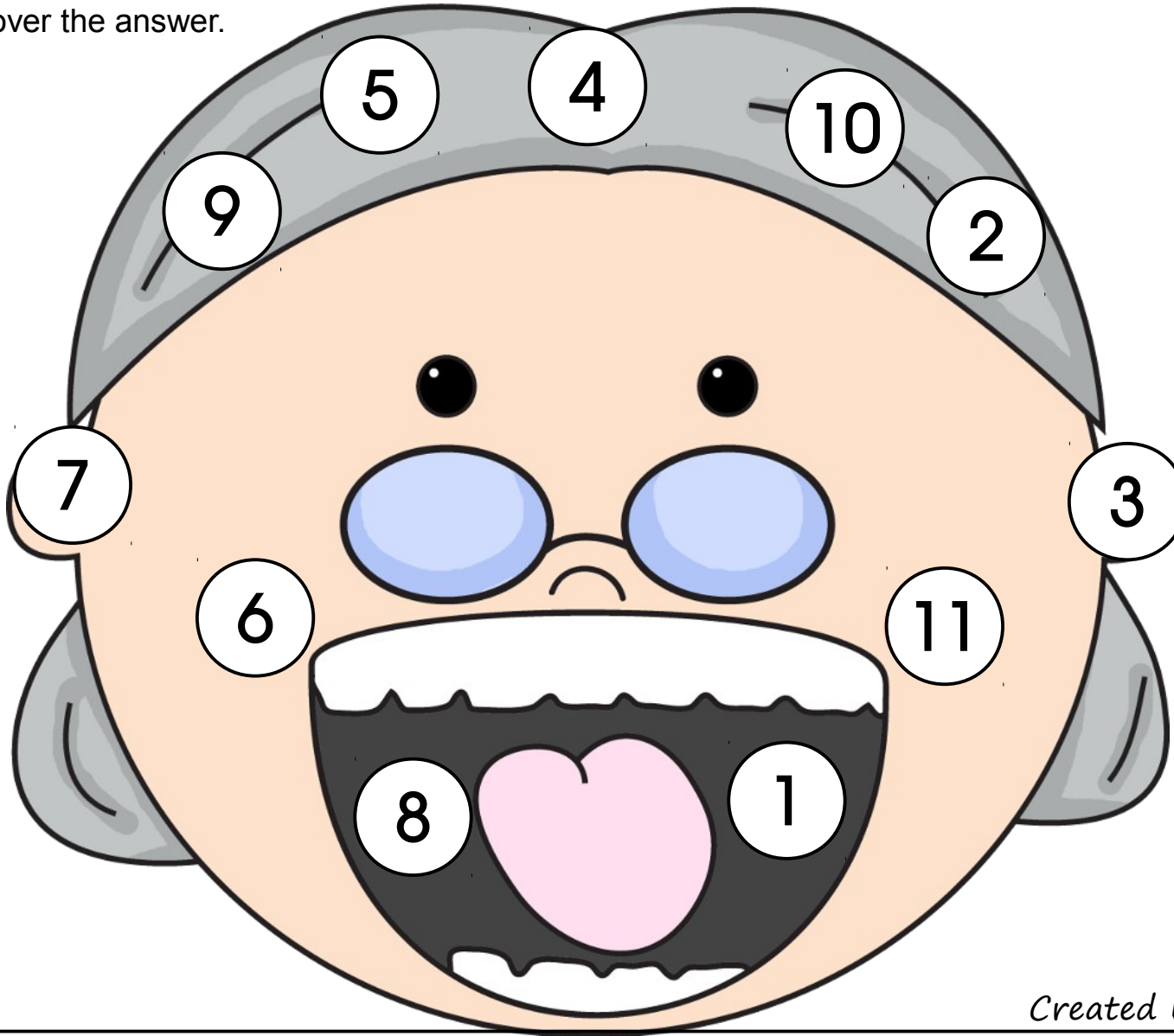
___ x ___ = ___



Roll, Add & Subtract 1 Old Lady

How to Play:

Roll two dice and
add then subtract one and
cover the answer.



$$\underline{\quad} + \underline{\quad} - 1 = \underline{\quad}$$

$$\underline{\quad} + \underline{\quad} - 1 = \underline{\quad}$$

$$\underline{\quad} + \underline{\quad} - 1 = \underline{\quad}$$

$$\underline{\quad} + \underline{\quad} - 1 = \underline{\quad}$$

$$\underline{\quad} + \underline{\quad} - 1 = \underline{\quad}$$

$$\underline{\quad} + \underline{\quad} - 1 = \underline{\quad}$$

$$\underline{\quad} + \underline{\quad} - 1 = \underline{\quad}$$

$$\underline{\quad} + \underline{\quad} - 1 = \underline{\quad}$$


$$\underline{\quad} + \underline{\quad} - 1 = \underline{\quad}$$


$$\underline{\quad} + \underline{\quad} - 1 = \underline{\quad}$$

$$\underline{\quad} + \underline{\quad} - 1 = \underline{\quad}$$


Flower Alphabet

Find all the letters in the alphabet.





Writing “-og” Words



How many “-og” words can you make?

1. _____

2. _____

3. _____

4. _____

5. _____

6. _____

7. _____

8. _____

Spring Writing

Name: _____

Write words that start with the same blend as the picture below!




1. _____
2. _____
3. _____
4. _____
5. _____
6. _____
7. _____

Spring Writing

Name: _____

Write words that start with the same blend as the picture below!




1. _____
2. _____
3. _____
4. _____
5. _____
6. _____
7. _____

Spring Writing

Name: _____

Write words that start with the same blend as the picture below!



1. _____
2. _____
3. _____
4. _____
5. _____
6. _____
7. _____