

# Spring Pack 2 Tot Pack

*Thanks for stopping by and downloading my Spring Pack 2. Be sure to download Part 1, 3 & Tot Pack.*

These printables are provided *FREE* of charge. Please do share my printables. But please remember that all of my printables are for personal use. You cannot claim these printables or sell them as your own. All the printables and pictures are the property of 3 Dinosaurs.

#### **Please DO**

- Download the files to your computers and print them off for personal use.
- Direct people to the blog or site when sharing with others.
- Give proper credit back to 3 Dinosaurs when blogging about our files.

#### **You May Not**

- Link directly to the pdf file.
- Alter my files in any way.
- Store them on your website in any format.
- Seek to use these to drive traffic to your site or sell them in any way.
- Print off and sell them to others.

Please remember this is about being Honest.

I reserve the right to change this policy at any time.

*Please read the [Terms of Use](#). If you have any questions please let me know.*

## Thanks! 3Dinosaurs.com



Graphics purchased from [Scrappin Doodles](#)



# Spring Pack 2 Index

## Part 1

3-4 – 3 Part Cards  
5 - Which One Is Different  
6 - What Comes Next?  
7-8 - Prewriting Practice  
9 – Pattern Cards  
10-11 Matching Cards  
12-17 – 4 Piece Puzzle  
18-20 – 10 Piece Puzzles (1-10, 11-20, Skip Counting by 2)  
21 – Dot the F  
22-23 - Trace the F Print & Cursive  
24 – Color the Story As You Read  
25 – Label Beginning Sound Print  
26 – Label Beginning Sound Cursive  
27-28 – Count and Graph  
29-30 - Sorting by Size  
31 – Size Sequencing  
32-33 – Number order  
34-35 – Read Trace & write Print & Cursive

## Part 2

3 – Beginning Sounds  
4-5 Wall Cards Print  
6-7 – Wall Cards Cursive  
8-11 – Trace Beginning Sound Print  
12-15 – Trace Beginning Sound Cursive  
16-17 – Trace the Word Print  
18-19 – Trace the Word Cursive  
20-21 – Write the Word  
22-29 – Writing Sentence about Word  
30-37 – Trace & Color  
38 – Color by Size  
39 – Count & Color  
40-43 – Roll & Count Spring (1-5, 1-10, 1-20)  
44-45 – Roll & Count Math (Addition & Multiplication)


## Part 3

3 – Color the Pattern  
4 – Fill in the Missing Pattern  
5-8 – Tile Words  
9-11 – Roll & Cover (Addition, Subtract -1, Multiplication)  
12 – Cover the ABCs  
13 – Write “-og” words  
14-16 – Blend Writing

## Tot Pack

3-8 - Solid Line Prewriting  
9-14 - Dashed Line Prewriting  
15-16 – Which One is Different  
17 – Color the Small items  
18 – Color the Large Items  
19-21 – 2 Piece Puzzles  
22-24 – Color the Flower  
26 – Matching Cards  
27 – 9 Piece Puzzle  
28-30 – Spring Matching Pages  
31-32 – Roll & Counting  
33-34 – Shape Tracing  
35 – Dot The F & Trace


# Prewriting Practice



# Prewriting Practice



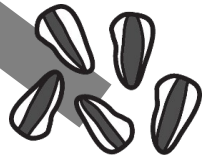
# Prewriting Practice



# Prewriting Practice




# Prewriting Practice



# Prewriting Practice



# Prewriting Practice



# Prewriting Practice




# Prewriting Practice



# Prewriting Practice






# Prewriting Practice





# Prewriting Practice



# Which One is Different?




# Which One is Different?



# Color the Small Items


Look at the pictures and color the smallest items




Created by Cassie @ 3Dinosaurs.com



# Color the Large Items

Look at the pictures and color the large items







Created by Cassie @ 3Dinosaurs.com





Created by Cassie @ 3Dinosaurs.com





Created by Cassie @ 3Dinosaurs.com




**Happy Spring**

Created by Cassie @ 3Dinosaurs.com


# Color the Flower




3Dinosaurs.com




The flower is pink.




The flower is red.




The flower is yellow.



The flower is orange.




The flower is purple.




The flower is blue.




The flower is black.



The flower is brown.



The flower is green.



The flower is gray.



The flower is white.





# Matching Cards

*On the following pages print it out twice. You can cut up both and use as matching cards.*


*Or leave one as is and let child match the cards to the sheet.*

## 9 Piece Puzzle

*On the last page for younger children copy this page twice and use one as a template to help them finish the puzzle.*





# 9 Piece Puzzle



For younger children copy this page twice and use one as a template to help them finish the puzzle.





# Spring Matching



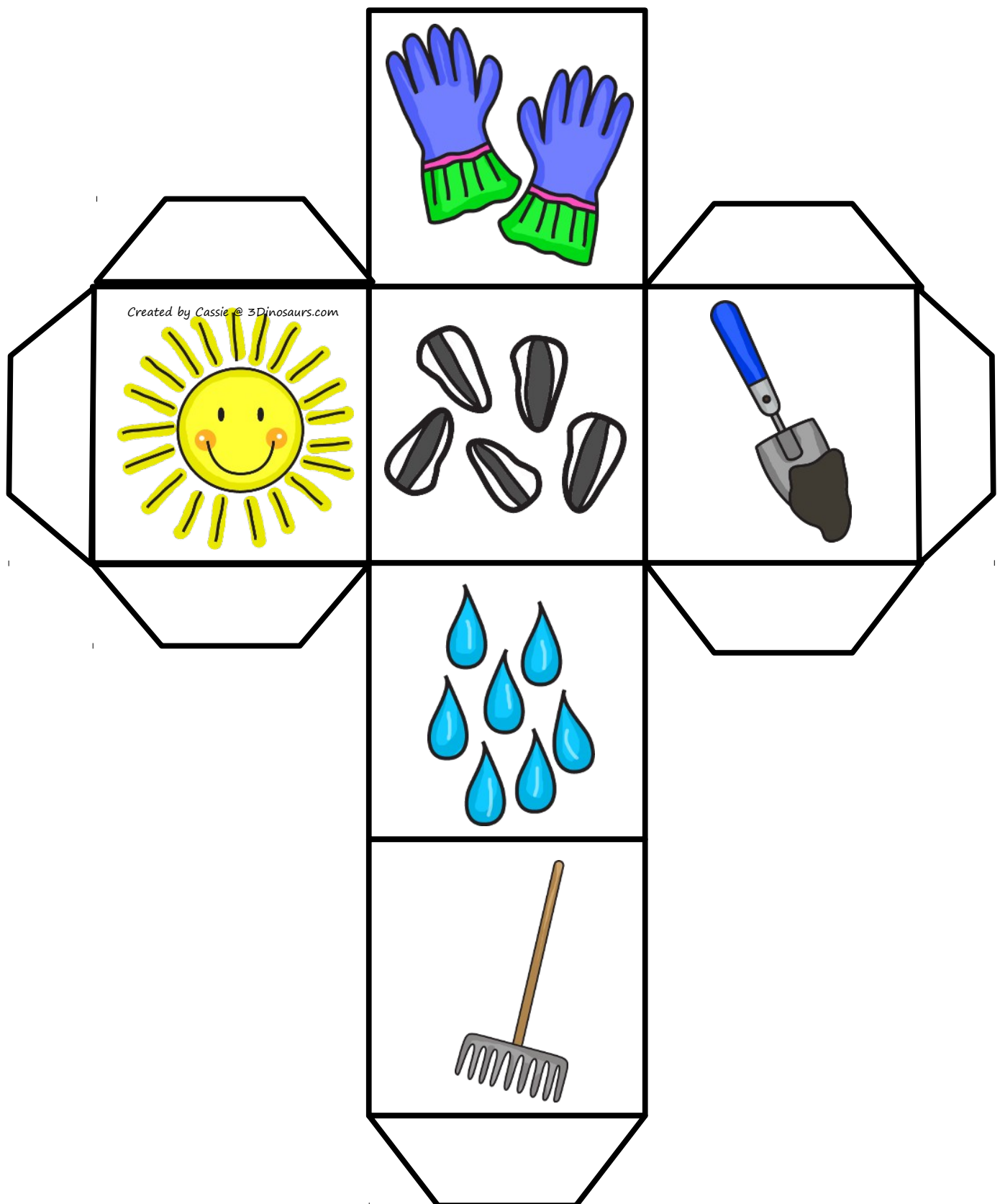
# Spring Matching



# Spring Matching




Cut out and fold to make a dice.




# Roll and Count Spring

5						
4						
3						
2						
1						
						

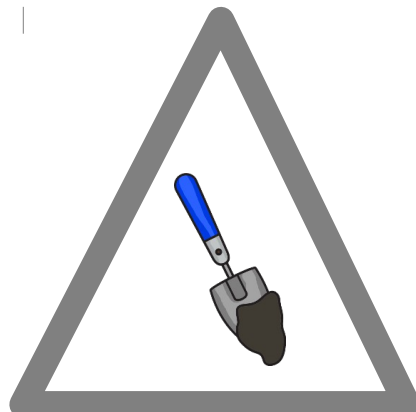
# Shape Tracing



circle



square




triangle



rectangle



oval



diamond



pentagon




hexagon




heart

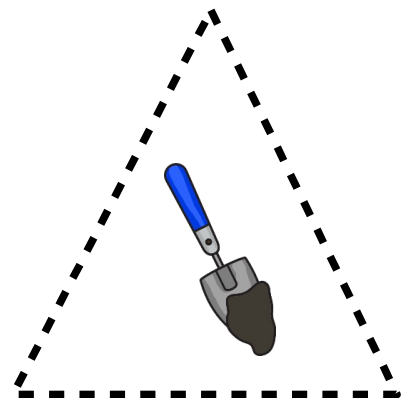
# Shape Tracing




circle



square




triangle



rectangle




oval




diamond




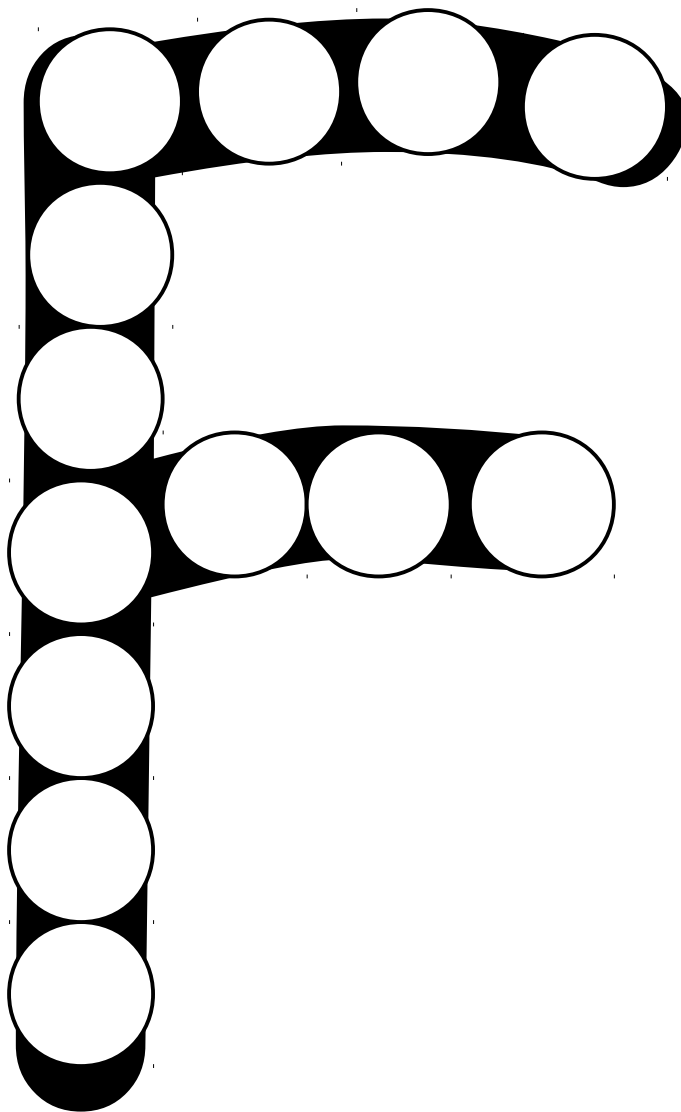
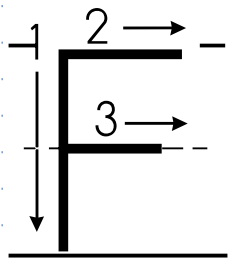
pentagon



hexagon



heart



frog