



St. Patrick's Day Language Pack Part 1

Thanks for stopping by and downloading my St. Patrick's Day Learning pack. Be sure to download St. Patrick's Day Language Part 2 & Math Part.

If you would like to share this file please link directly to the web page or Blog and not to the pdf file.

This pack was made to be used with your toddler or preschooler. This is for your own personal use. Please don't sell or host these files anywhere.

Please read the [Terms of Use](#). If you have any questions please let me know.

Thanks! 3Dinosaurs.com



Graphics: Purchased from [Melonheadz Illustrations](#)

St Patrick's Day Learning Pack Index

Language Part 1

3-7 – Describe the Objects
8 – Unscramble the Words
9 – Leprechaun Making Words
10 – Color by CVC Word Family
11 – Color by Prefix
12-15 – St Patrick's Day Acrostic Poems
16 – Color the Show Vowel & Rhyming Words
17 – Sorting Real & Not Real Words
18 – C Tracing Print
19 – C Tracing Cursive
20 – Fill in the Missing Words
21 – Make Contractions
22-24 – St Patrick's Day Words
25 – Dot the Uppercase Cursive ABCs
26 – Dot the Lowercase Cursive ABC's

Language Part 2


3 – Cutting Practice

Math Part

3-4 - Color in the Leaf Pattern
5 – Fill in the pattern

Describe the Rainbow

Use the bubbles below to describe 4 things about figure skating.




Describe the Leprechaun

Use the bubbles below to describe 4 things about the leprechaun.




Describe the Pot of Gold

Use the bubbles below to describe 4 things about the pot of gold.




Describe the Clover

Use the bubbles below to describe 4 things about the clover.



Describe the Shamrock

Use the bubbles below to describe 4 things about the shamrock.



Unscramble the Words



binrwoa



vrocel



penrlcuahe



otp fo lgdo





sinoc



potofirstn

Leprechaun Making Words

Use a pencil and paperclip to make your spinner. Spin once for the single letter and once for the ending. Write the word created and circle yes for a real word and no for a nonsense word.



- | | | | |
|----------|----------|-----------|----------|
| 1. _____ | Yes – No | 6. _____ | Yes – No |
| 2. _____ | Yes – No | 7. _____ | Yes – No |
| 3. _____ | Yes – No | 8. _____ | Yes – No |
| 4. _____ | Yes – No | 9. _____ | Yes – No |
| 5. _____ | Yes - No | 10. _____ | Yes - No |

Color The Word Families Clovers

Color the clovers based on the word family they belong to.

-at – green

-et – yellow

-ut – red

-it – blue

-ot - orange

cot

wit

bet

hut

cat

vet

cut

fit

hat

hot

hit

bot

mat

jet

gut

jut

rat

net

jot

sit

set

bit

mot

nut

pat

put

fat

vet

kit









pot

Clover Color by Prefix

Look at the clovers below and color them based on if they have a prefix or don't have one.

has prefix - green

no prefix - blue



St. Patrick's Day Acrostic Poems

Write words using the letters from rainbow.

R

A


I

N

B

O

W



St. Patrick's Day Acrostic Poems

Write words using the letters from Leprechaun.

L

E

P

R

E

C

H

U

A

N



St. Patrick's Day Acrostic Poems

Write words using the letters from pot of gold.

P

O

T

O

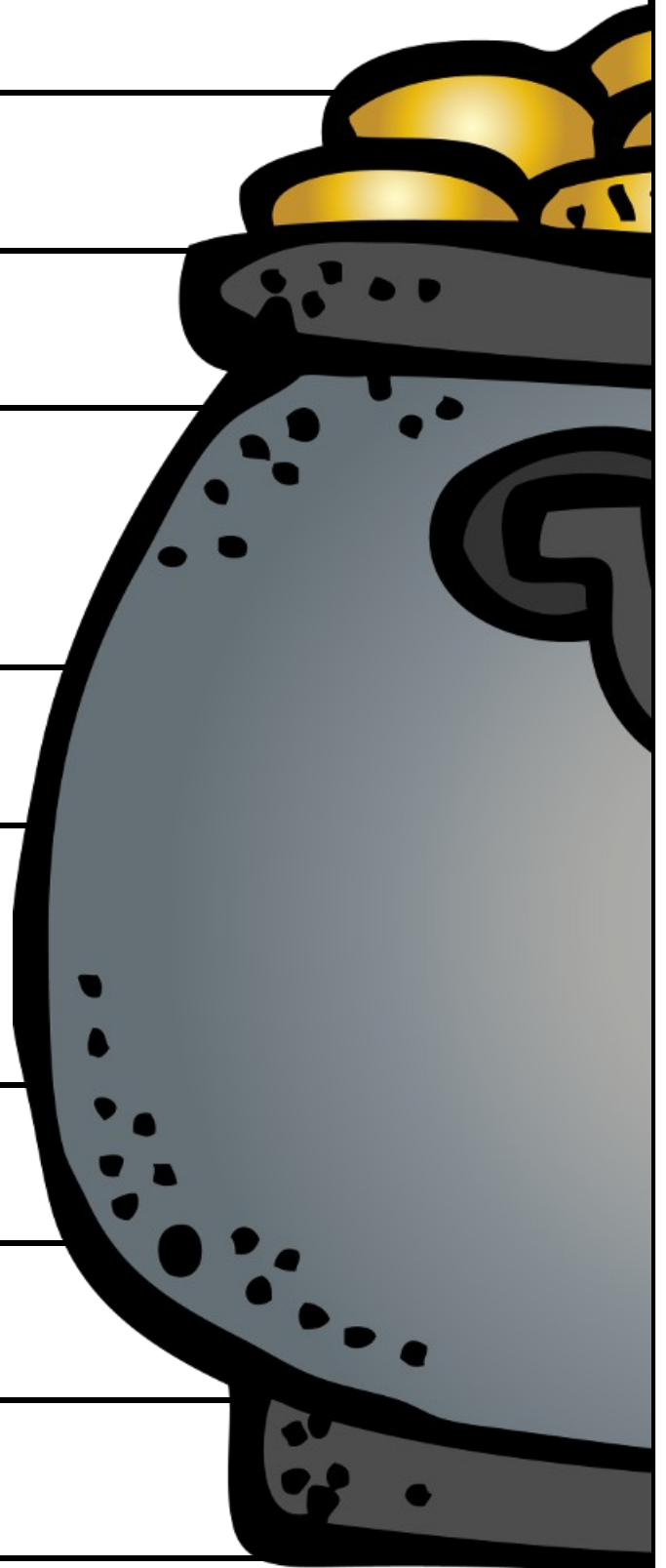
F

G

O

L

D



St. Patrick's Day Acrostic Poems

Write words using the letters from shamrock.

S

H

A


M

R

O

C

K





Color The Short Vowel Words

Color the clovers based on the vowel sound they belong to.
Then writing a rhyming word that matches the word on the clover.


a words – green	e words – yellow	i words – red	o words – blue	u words – orange
--------------------	---------------------	------------------	-------------------	---------------------



































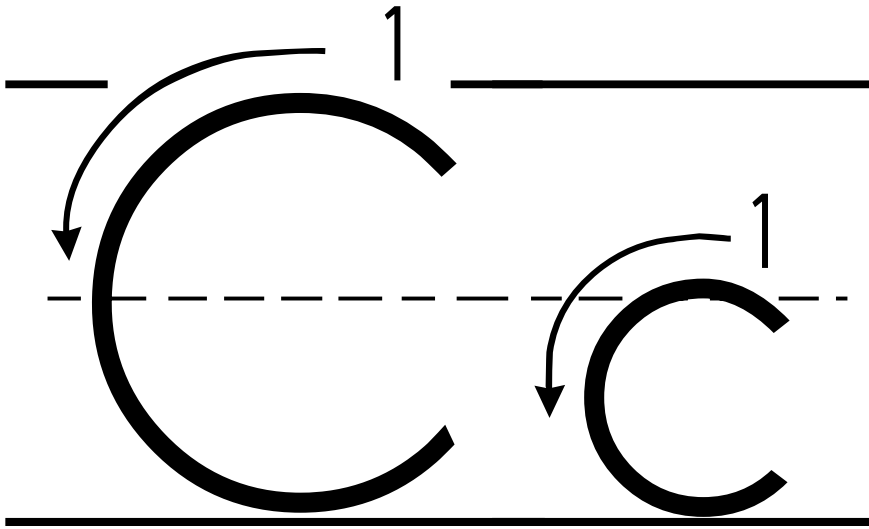
CVC Word Sorting

Real Words

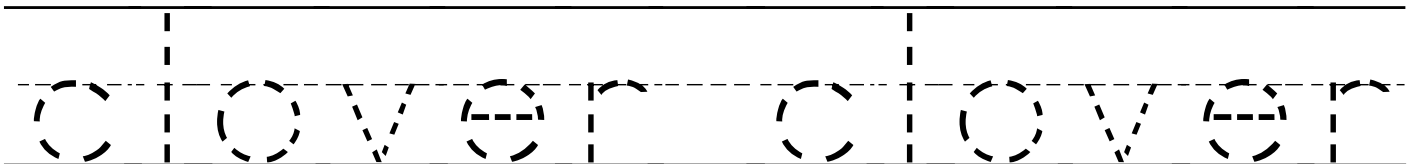
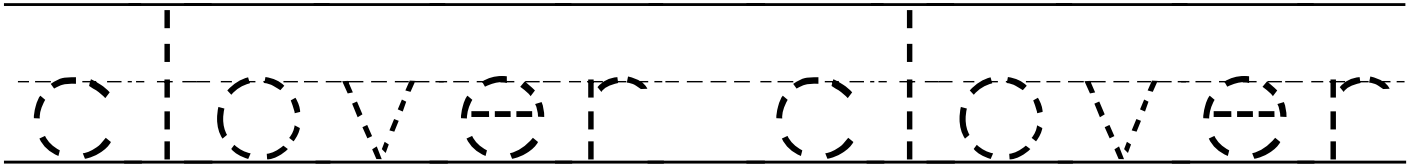
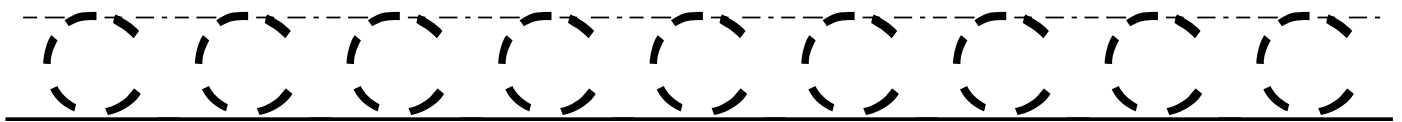
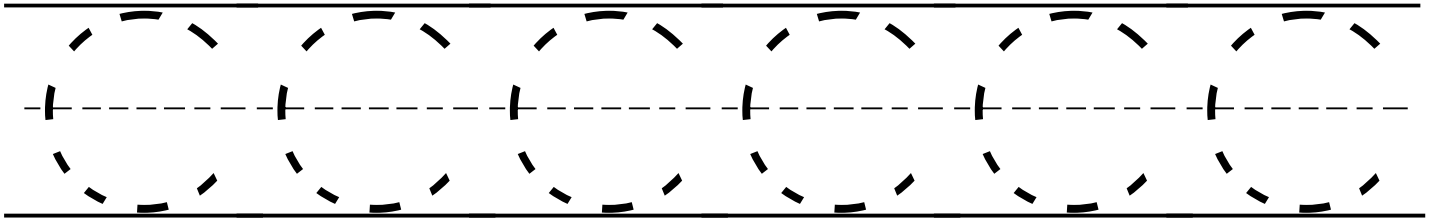
Not a Word


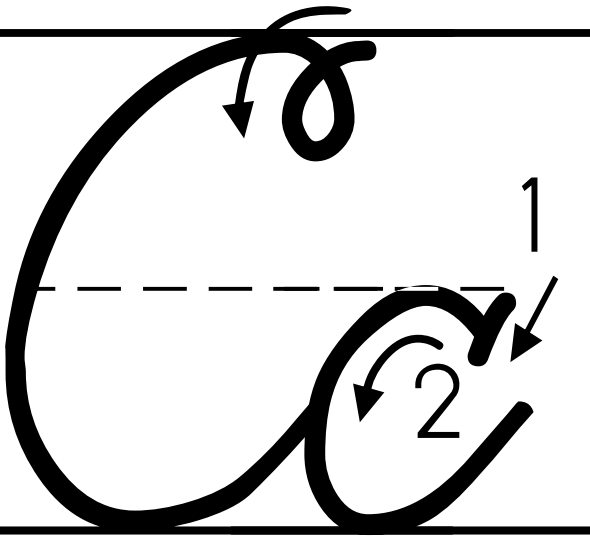
Cut out the items below and sort them.



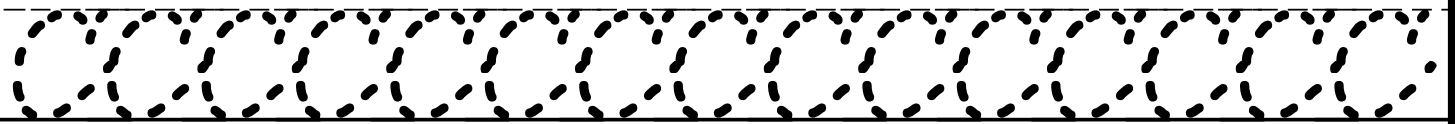
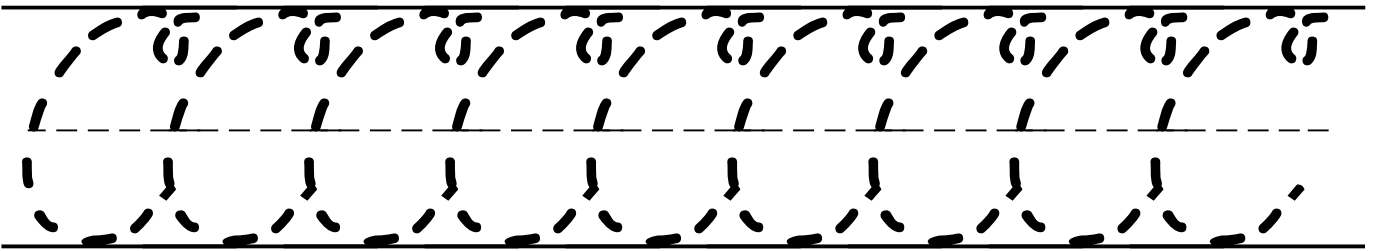


clover





clover



clover clover

clover clover

Fill in the Missing Words

following

find

grass


pot

rainbow

coins

sky

Use the words above to complete the sentences below.



Jay and Ellen are _____ the leprechauns foot prints.

They see a rainbow in the _____.



The _____ has a pot of gold at the end.

Will they be able to _____ the pot of gold or will it disappear?



The leprechauns are good at hiding their gold _____.

I see clover in the _____.



The kids can't find the _____ of gold.

Write the Contraction

Look at the two words below and write a contraction for the two words.



St Patrick's Day Words



clover



St.
Patrick's



rainbow



shamrock



pot



gold



coins



horse
shoe



luck

St Patrick's Day Words



lucky



footprints



hat



end



March



Ireland



limerick



snake



green

St Patrick's Day Words



Irish



charm



jig



potato



corned
beef



cabbage



flag



hide



catch

Dot the Uppercase Cursive ABCs

Help the Leprechaun find all the ABCs.



Dot the Cursive Lowercase ABCs

Help the Leprechaun find all the ABCs.

