



# St. Patrick's Day Tot Pack

Thanks for stopping by and downloading my St. Patrick's Day pack. Be sure to download St. Patrick's Day Part 1, 2, & 3.

If you would like to share this file please link directly to the web page or Blog and not to the pdf file.

This pack was made to be used with your toddler or preschooler. This is for your own personal use. Please don't sell or host these files anywhere.

Please read the [Terms of Use](#). If you have any questions please let me know.

## Thanks! 3Dinosaurs.com





Graphics: Granny swallowed Leprechaun &

Granny swallowed Leprechaun.





Purchased from [Scrappin Doodles](#)




# Prewriting Practice





# Prewriting Practice



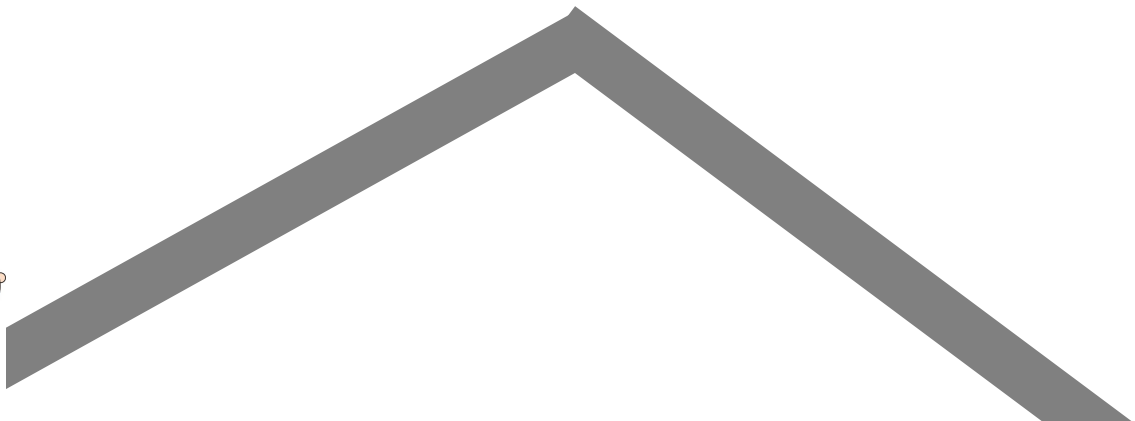
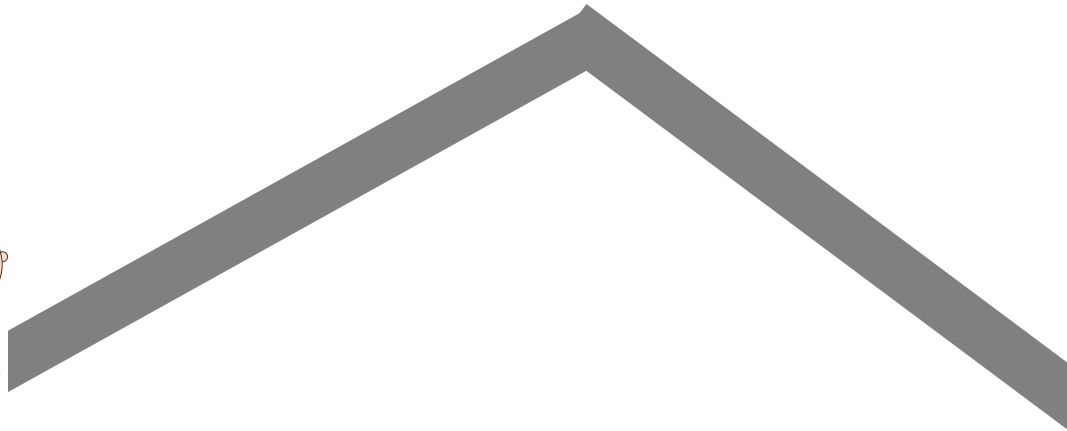
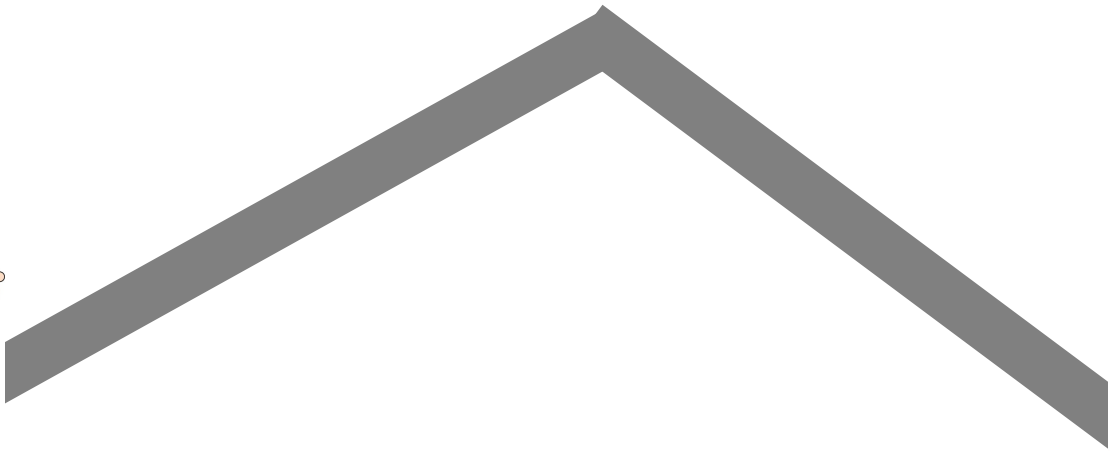
# Prewriting Practice




# Prewriting Practice





# Prewriting Practice









Created by Cassie @ 3Dinosaurs.com



Created by Cassie @ 3Dinosaurs.com

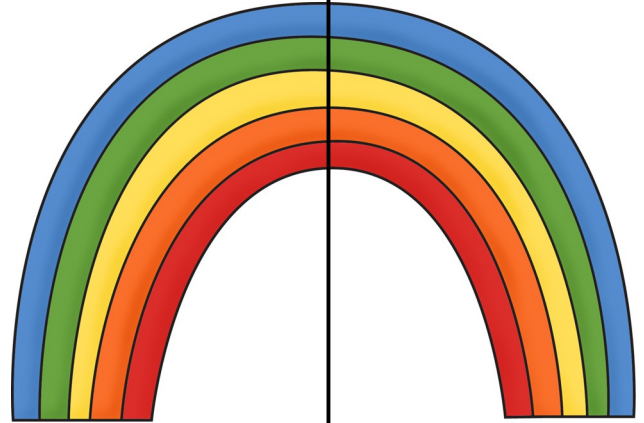


*Created by Cassie @ 3Dinosaurs.com*




*Created by Cassie @ 3Dinosaurs.com*





*Created by Cassie @ 3Dinosaurs.com*




*Created by Cassie @ 3Dinosaurs.com*


## Color the Clover




3Dinosaurs.com




The clover is pink.




The clover is red.




The clover is yellow.




The clover is orange.




The clover is purple.




The clover is blue.




The clover is black.




The clover is brown.



The clover is green.



The clover is gray.



The clover is white.

# Matching Cards


*On the following pages print it out twice. You can cut up both and use as matching cards.*




*Or leave one as is and let child match the cards to the sheet.*



## 9 Piece Puzzle


*On the last page for younger children copy this page twice and use one as a template to help them finish the puzzle.*













# 9 Piece Puzzle




For younger children copy this page twice and use one as a template to help them finish the puzzle.

# St Patrick's Day Matching









# St Patrick's Day Matching




# St Patrick's Day Matching



# Shape Tracing




circle



square



triangle



rectangle



oval



diamond



pentagon



hexagon



heart


# Shape Tracing




circle



square



triangle



rectangle



oval



diamond




pentagon




hexagon



heart



clover




bird



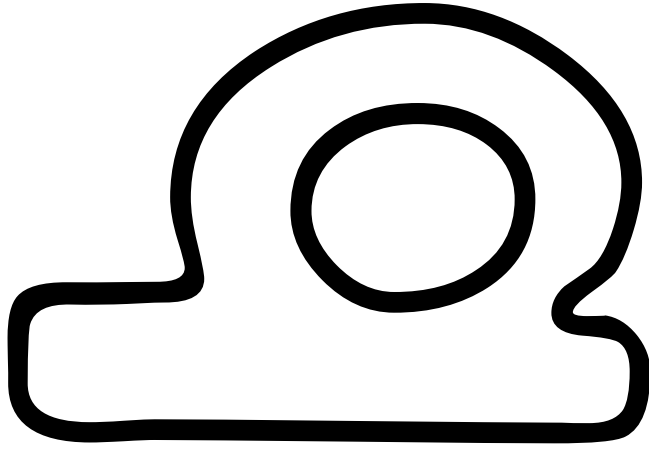
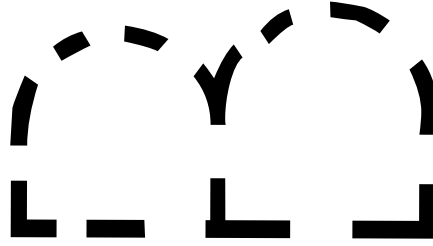
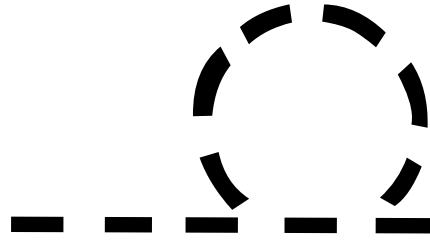
# Lacing Cards

Print on card stock, laminate, cut out and punch holes on the following pictures to use as lacing cards





bird



butterfly