



# Superhero Tot Pack

Thanks for stopping by and downloading my  
Superhero Pack. Be sure to download Part 1, 2, &  
3.

These printables are provided *FREE* of charge. Please do share my printables. But please remember that all of my printables are for personal use. You cannot claim these printables or sell them as your own. All the printables and pictures are the property of 3 Dinosaurs.

#### Please DO

- Download the files to your computers and print them off for personal use.
- Direct people to the blog or site when sharing with others.
- Give proper credit back to 3 Dinosaurs when blogging about our files.

#### You May Not

- Link directly to the pdf file.
- Alter my files in any way.
- Store them on your website in any format.
- Seek to use these to drive traffic to your site or sell them in any way.
- Print off and sell them to others.

[Web Site](#)  
[Facebook](#)  
[Twitter](#)  
[RSS](#)  
[Google +](#)

Please remember this is about being Honest.

I reserve the right to change this policy at any time.

Please read the [Terms of Use](#). If you have any questions please let me know.



## Thanks! 3Dinosaurs.com

Graphics: Purchased from [Melonheadz Illustrations](#)



# Superhero Pack Index

## Part 1

3-6 – 3 part Cards  
7 - Which One Is Different  
8 - What Comes Next?  
9-10 - Prewriting Practice  
11 – Prewriting Patterns  
12 – Pattern Cards  
13-14 - Matching Cards  
15-18 – 4 Piece Puzzles  
19-23 – 10 Piece Puzzles (1-10, 11-20, Skip counting by 2, 5, 10)  
24 – Color by Size  
25 – Dot the Letter S  
26-27 – Trace the letter S (Print & Cursive)  
28-29 – Superhero Count & Graph  
30-31 – Dot the ABCs Uppercase & Lowercase  
32–33 Dot the Number (1 to 20, by 5 from 5 to 100)

## Part 2

3 – Beginning Sounds  
5-6 - Pocket Chart Wall Cards (Print & Cursive)  
7-10 – Trace Beginning Sound (Print & Cursive)  
11-12- Trace the Word (Print & Cursive)  
13 – Write the Word  
14-15 - Size Sorting  
16-20 – Write a Sentence About the Word  
21-25 – Beginning Sound Trace and Color  
26-27 - Cutting Practice  
28 – Sorting Superhero & Kids  
29-30 – Superhero ABC Writing

## Part 3

3- Color the Pattern  
4 – Fill in the Missing Pattern  
5-6 – Superhero Writing Paper  
7 – Count Cut and Paste  
8-11 – Superhero Tile Words  
12-14 – Roll & Cover (Counting, Adding & Multiplication)  
15-18 – Superhero theme Sentences (Reading, Color, Trace, and Cut & Paste)

## Tot Pack

3-8 - Solid Line Prewriting  
9-14 - Dashed Line Prewriting  
15 – Which One is Different  
16-17 – 2 Piece Puzzles  
18-20 – Color the Superhero Book  
21-23 – Color the Superhero Shape Book  
25 - Matching Cards  
26 – 9 Piece Puzzle  
27-29 – Superhero Matching pages,  
30-31 – Shape Tracing  
32-33 – Dot the Letter S

# Prewriting Practice



# Prewriting Practice



# Prewriting Practice



# Prewriting Practice



# Prewriting Practice



# Prewriting Practice

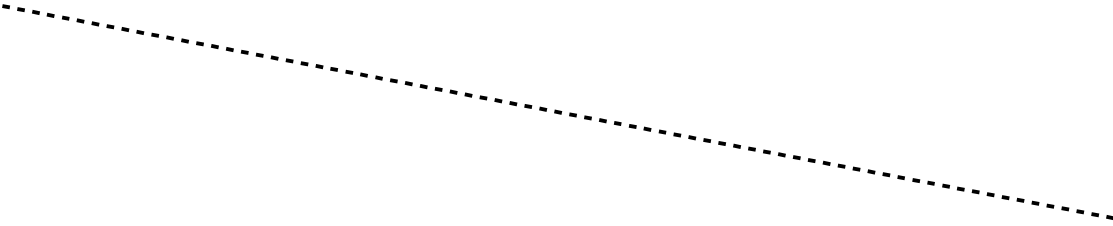
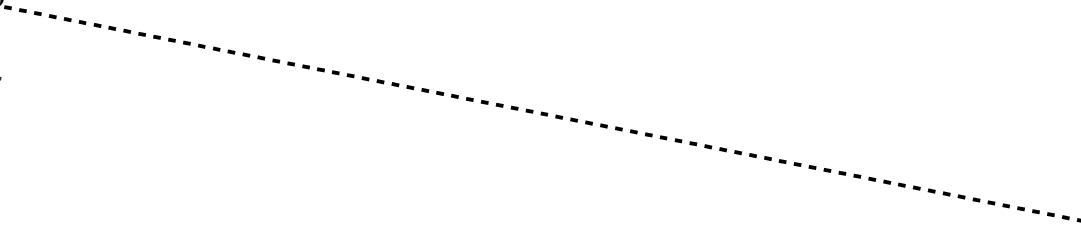
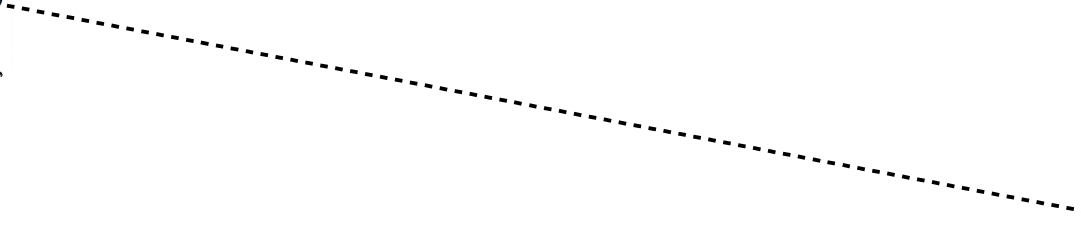




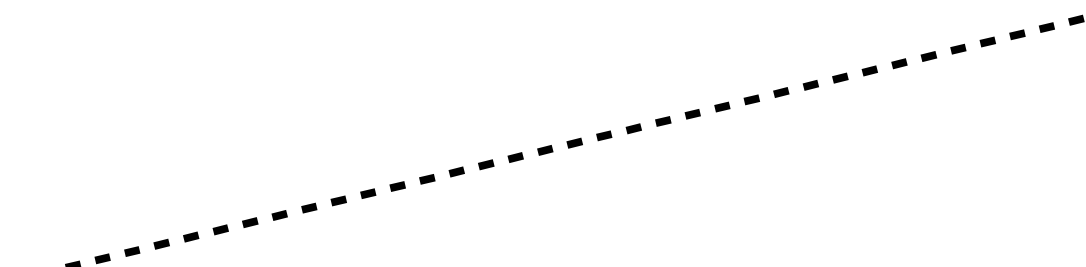
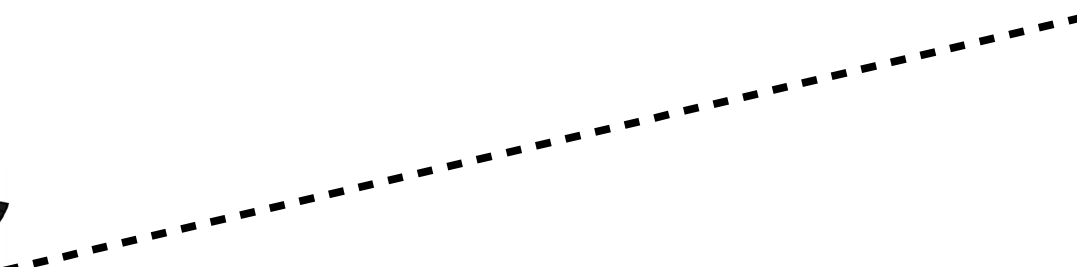
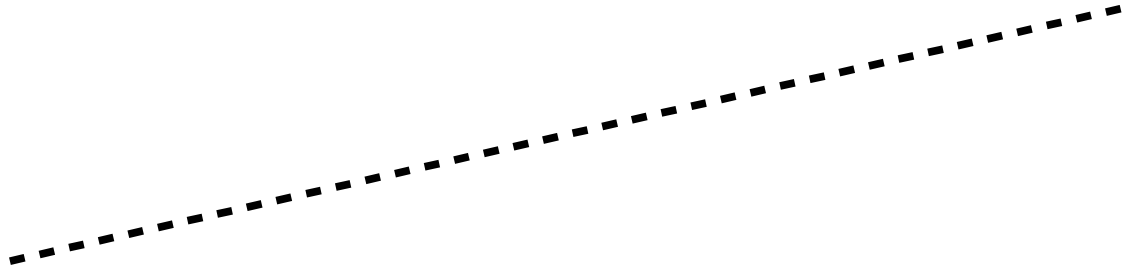
# Prewriting Practice



# Prewriting Practice



# Prewriting Practice



# Prewriting Practice




# Prewriting Practice



# Prewriting Practice



# Which One is Different?






Created by Cassie @ 3Dinosaurs.com





Created by Cassie @ 3Dinosaurs.com







Created by Cassie @ 3Dinosaurs.com



Created by Cassie @ 3Dinosaurs.com

# Color the Superhero



3Dinosaurs.com



The superhero is pink.



The superhero is red.



The superhero is yellow.

Created by Cassie @ 3Dinosaurs.com



The superhero is  
orange.



The superhero is  
purple.



The superhero is  
blue.



The superhero is  
black.



The superhero is  
brown.



The superhero is  
green.



The superhero is  
gray.




The superhero is  
white.



# Superhero Shape Book




3Dinosaurs.com



The superhero is in  
the circle.




The superhero is in  
the square.




The superhero pie is  
in the triangle.



The superhero is in  
The rectangle.




The superhero is in  
the diamond.




The superhero is in  
the oval.




The superhero is in  
The pentagon.




The superhero is in the heart.



The superhero is in the crescent.



The superhero is in the hexagon.



The superhero is in the trapezoid


# Matching Cards

On the following pages print it out twice. You can cut up both and use as matching cards. Or leave one as is and let child match the cards to the sheet.




# 9 Piece Puzzle

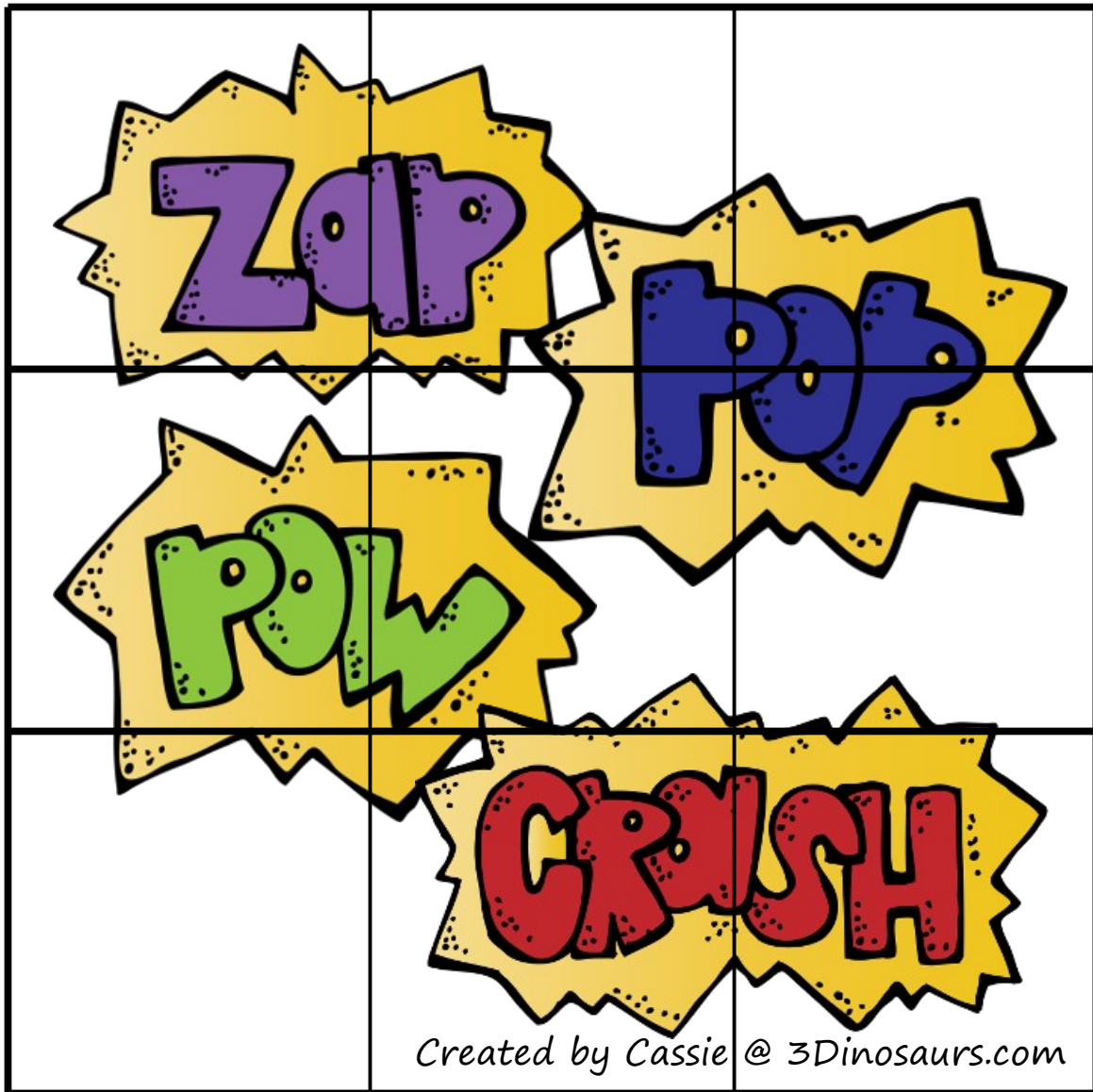
On the 9 Piece Puzzle page for younger children copy this page twice and use one as a template to help them finish the puzzle.







# 9 Piece Puzzle



For younger children copy this page twice and use one as a template to help them finish the puzzle.

# Superhero Matching



# Superhero Matching






# Superhero Matching



# Shape Tracing



circle




square



triangle



rectangle




oval




diamond



pentagon




hexagon



heart


# Shape Tracing



circle



square




triangle




rectangle




oval




diamond




pentagon



hexagon





heart



superhero





superhero