



# Superhero Pack Part 2

Thanks for stopping by and downloading my Superhero Pack. Be sure to download Part 1, 3 & Tot Pack.

These printables are provided *FREE* of charge. Please do share my printables. But please remember that all of my printables are for personal use. You cannot claim these printables or sell them as your own. All the printables and pictures are the property of 3 Dinosaurs.

#### Please DO

- Download the files to your computers and print them off for personal use.
- Direct people to the blog or site when sharing with others.
- Give proper credit back to 3 Dinosaurs when blogging about our files.

#### You May Not

- Link directly to the pdf file.
- Alter my files in any way.
- Store them on your website in any format.
- Seek to use these to drive traffic to your site or sell them in any way.
- Print off and sell them to others.

[Web Site](#)  
[Facebook](#)  
[Twitter](#)  
[RSS](#)  
[Google +](#)

Please remember this is about being Honest.

I reserve the right to change this policy at any time.

Please read the [Terms of Use](#). If you have any questions please let me know.



## Thanks! 3Dinosaurs.com

Graphics: Purchased from [Melonheadz Illustrations](#)



# Superhero Pack Index

## Part 1

3-6 – 3 part Cards  
7 - Which One Is Different  
8 - What Comes Next?  
9-10 - Prewriting Practice  
11 – Prewriting Patterns  
12 – Pattern Cards  
13-14 - Matching Cards  
15-18 – 4 Piece Puzzles  
19-23 – 10 Piece Puzzles (1-10, 11-20, Skip counting by 2, 5, 10)  
24 – Color by Size  
25 – Dot the Letter S  
26-27 – Trace the letter S (Print & Cursive)  
28-29 – Superhero Count & Graph  
30-31 – Dot the ABCs Uppercase & Lowercase  
32–33 Dot the Number (1 to 20, by 5 from 5 to 100)

## Part 2


3 – Beginning Sounds  
5-6 - Pocket Chart Wall Cards (Print & Cursive)  
7-10 – Trace Beginning Sound (Print & Cursive)  
11-12- Trace the Word (Print & Cursive)  
13 – Write the Word  
14-15 - Size Sorting  
16-20 – Write a Sentence About the Word  
21-25 – Beginning Sound Trace and Color  
26-27 - Cutting Practice  
28 – Sorting Superhero & Kids  
29-30 – Superhero ABC Writing

## Part 3


3- Color the Pattern  
4 – Fill in the Missing Pattern  
5-6 – Superhero Writing Paper  
7 – Count Cut and Paste  
8-11 – Superhero Tile Words  
12-14 – Roll & Cover (Counting, Adding & Multiplication)  
15-18 – Superhero theme Sentences (Reading, Color, Trace, and Cut & Paste)

## Tot Pack


3-8 - Solid Line Prewriting  
9-14 - Dashed Line Prewriting  
15 – Which One is Different  
16-17 – 2 Piece Puzzles  
18-20 – Color the Superhero Book  
21-23 – Color the Superhero Shape Book  
25 - Matching Cards  
26 – 9 Piece Puzzle  
27-29 – Superhero Matching pages,  
30-31 – Shape Tracing  
32-33 – Dot the Letter S




H S R



Y C T




L T S




M K S




O H S



C Y T



G S P




A M K




superhero




superhero



city



spotlight



mask




superhero




superhero



city



spotlight



mask




s s s s s s s




s s s s s s s



c c c c c c c



s s s s s s s



m m m m m




a a a a a a a




a a a a a a a



o o o o o o o



a a a a a a a



m m m m






Ss Ss Ss Ss




Ss Ss Ss Ss



Cc Cc Cc



Ss Ss Ss Ss



Mm Mm




d d d d




d d d d



c c c c



d d d d



m m m m




superhero




superhero



city



spotlight



mask




superhero




superhero



city



spotlight



mask



\_\_\_\_\_

-----

\_\_\_\_\_



\_\_\_\_\_

-----


\_\_\_\_\_



\_\_\_\_\_

-----


\_\_\_\_\_



\_\_\_\_\_

-----

\_\_\_\_\_




\_\_\_\_\_

-----

\_\_\_\_\_

# Size Sorting




**Small**

**Medium**

**Large**

# Writing

## superhero



Write a sentence about a superhero.

Handwriting practice lines consisting of solid top and bottom lines with a dashed middle line. There are ten sets of these lines for writing practice.



# Writing

## superhero




Write a sentence about a superhero.

Handwriting practice lines consisting of solid top and bottom lines with a dashed middle line. There are eight sets of these lines for writing practice.

# Writing

city

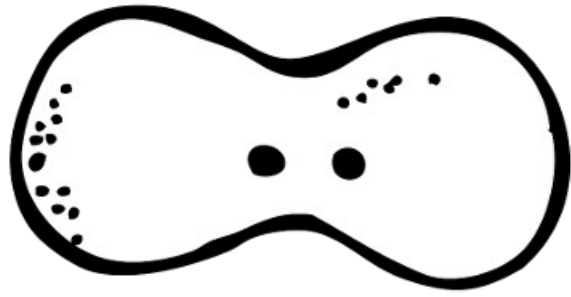


Write a sentence about a city.

Handwriting practice lines consisting of solid top and bottom lines with a dashed middle line. There are five sets of these lines for writing practice.

# Writing

## mask

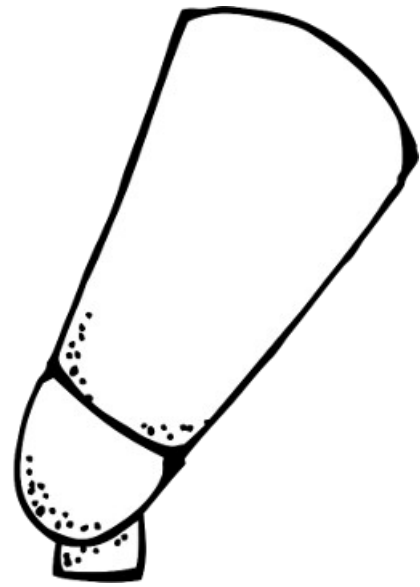


Write a sentence about a superhero mask.

Handwriting practice lines consisting of solid top and bottom lines with a dashed middle line. There are eight sets of these lines provided for writing practice.

# Writing

## spotlight




Write a sentence about a spotlight.

Handwriting practice lines consisting of solid top and bottom lines with a dashed middle line. There are five sets of these lines for writing practice.


S S


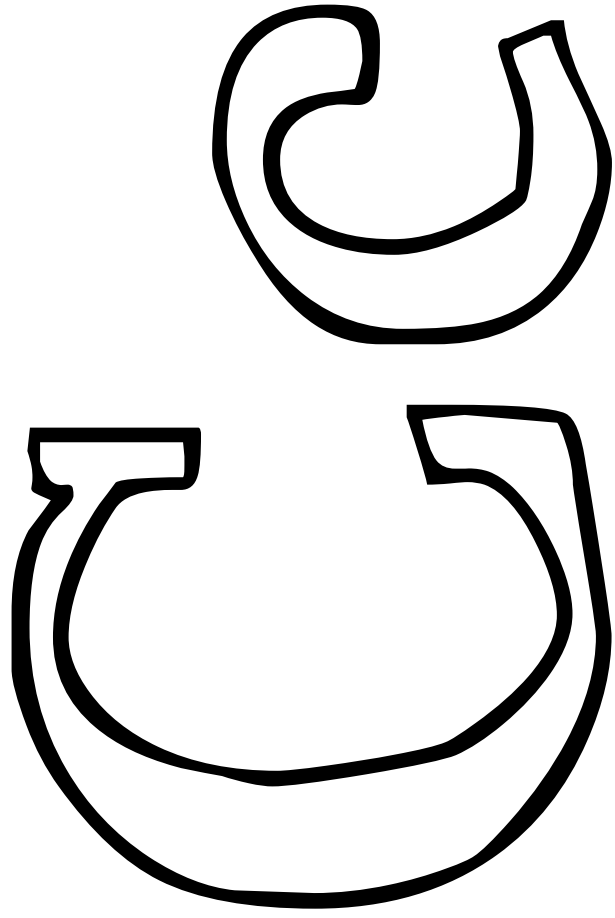
s is for  
superhero.



S S

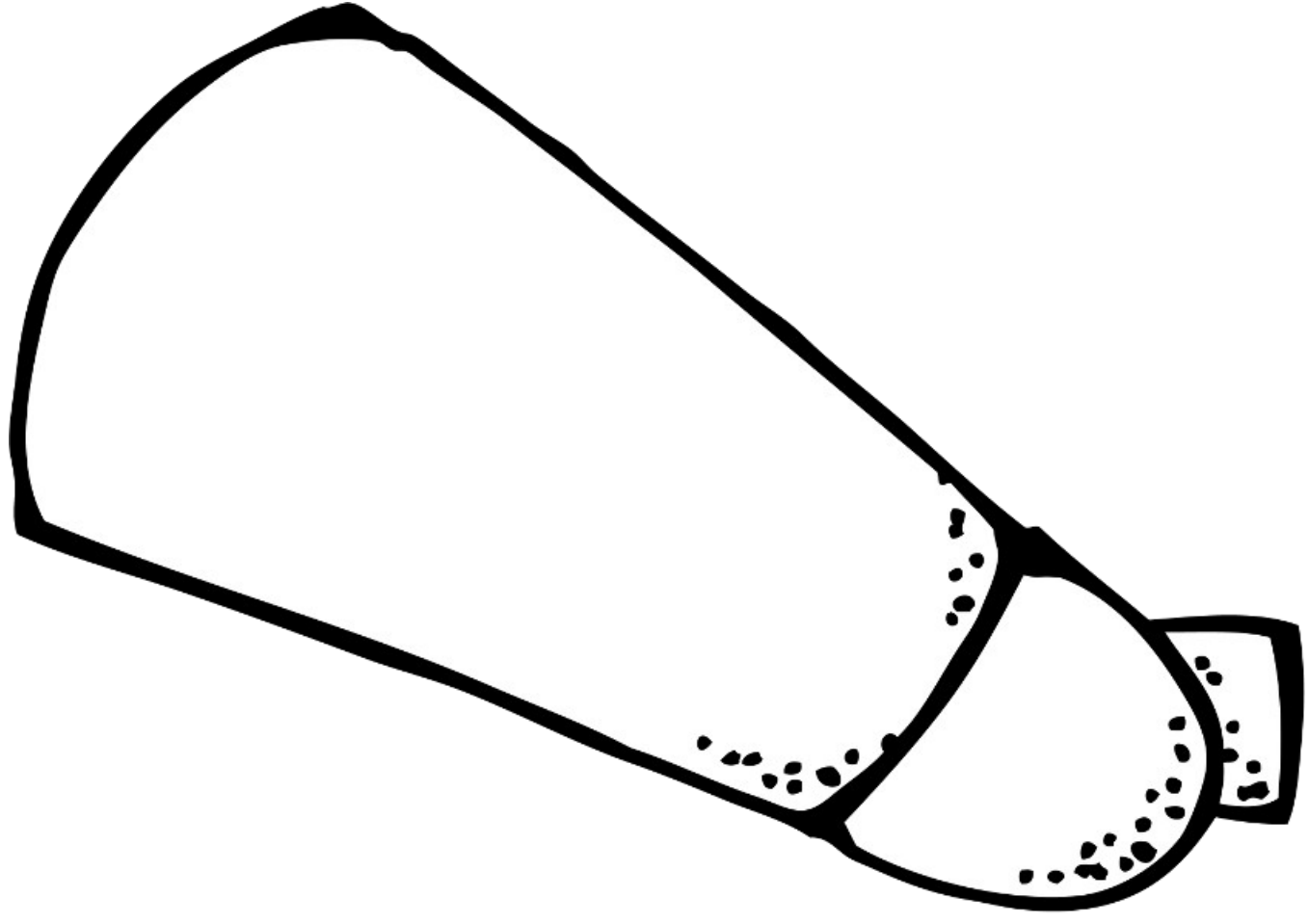
s is for  
superhero.





C is for  
city.

S S




s is for  
spotlight.


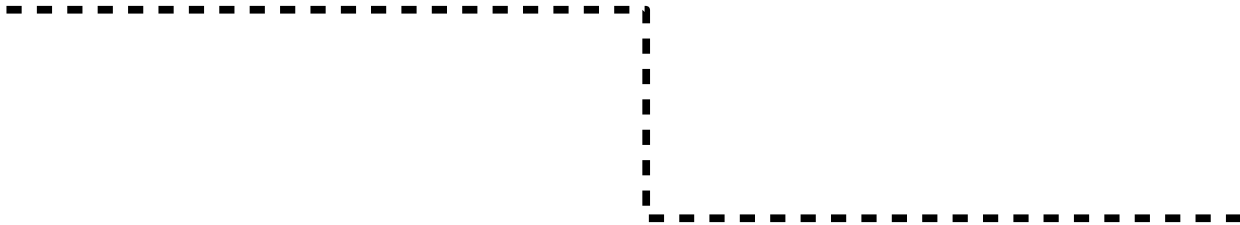


# MIM



M is for  
mask.



# Superhero Cutting Practice



# Superhero Cutting Practice



# Superhero Sorting

Superhero

Kid

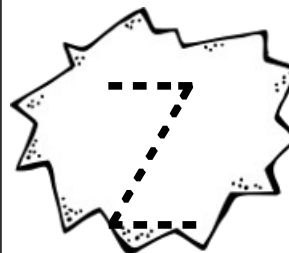


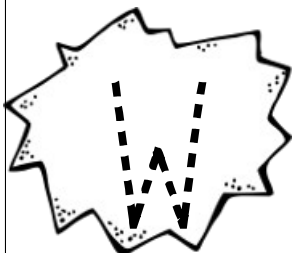
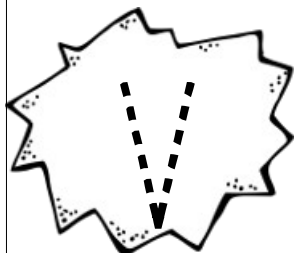

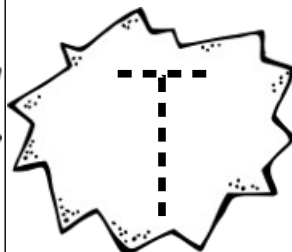

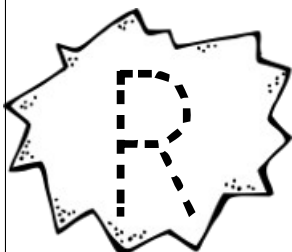
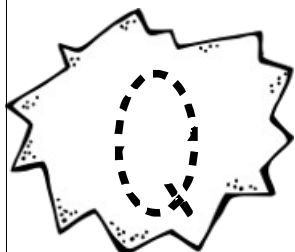
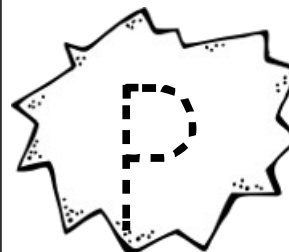
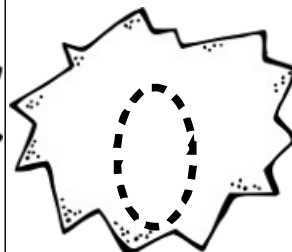

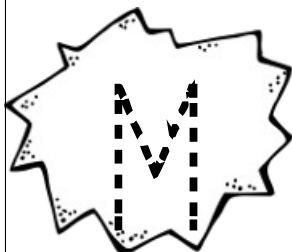
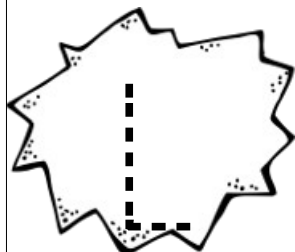
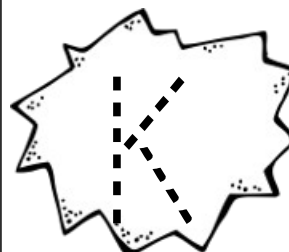
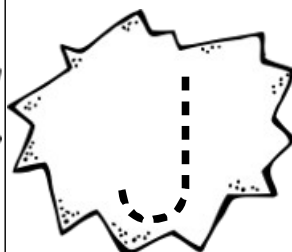
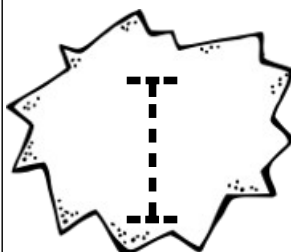
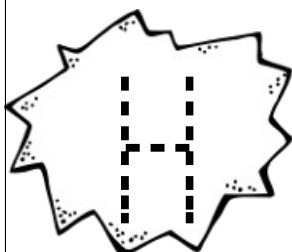
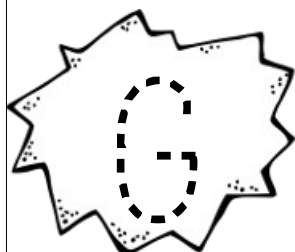


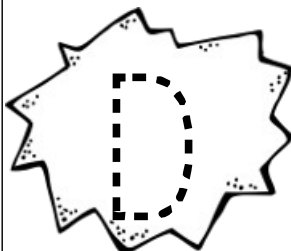
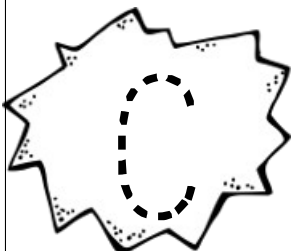
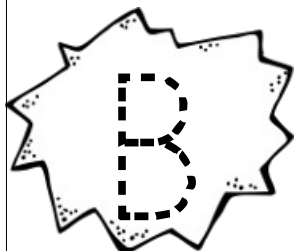

*Created by Cassie @ 3Dinosaurs.com*

Cut out the items below and sort them.





# Super Hero ABC Writing





# Super Hero ABC Writing

