



Superhero Pack Part 3

Thanks for stopping by and downloading my Superhero Pack. Be sure to download Part 1, 2, & Tot Pack.

These printables are provided *FREE* of charge. Please do share my printables. But please remember that all of my printables are for personal use. You cannot claim these printables or sell them as your own. All the printables and pictures are the property of 3 Dinosaurs.

Please DO

- Download the files to your computers and print them off for personal use.
- Direct people to the blog or site when sharing with others.
- Give proper credit back to 3 Dinosaurs when blogging about our files.

You May Not

- Link directly to the pdf file.
- Alter my files in any way.
- Store them on your website in any format.
- Seek to use these to drive traffic to your site or sell them in any way.
- Print off and sell them to others.

Please remember this is about being Honest.

I reserve the right to change this policy at any time.

Please read the [Terms of Use](#). If you have any questions please let me know.

Thanks! 3Dinosaurs.com



Graphics: Purchased from [Melonheadz Illustrations](#)

[Web Site](#)
[Facebook](#)
[Twitter](#)
[RSS](#)
[Google +](#)




Superhero Pack Index

<u>Part 1</u>	<u>Part 2</u>	<u>Part 3</u>
<p>3-6 – 3 part Cards 7 - Which One Is Different 8 - What Comes Next? 9-10 - Prewriting Practice 11 – Prewriting Patterns 12 – Pattern Cards 13-14 - Matching Cards 15-18 – 4 Piece Puzzles 19-23 – 10 Piece Puzzles (1-10, 11-20, Skip counting by 2, 5, 10) 24 – Color by Size 25 – Dot the Letter S 26-27 – Trace the letter S (Print & Cursive) 28-29 – Superhero Count & Graph 30-31 – Dot the ABCs Uppercase & Lowercase 32–33 Dot the Number (1 to20, by 5 from 5 to 100)</p>	<p>3 – Beginning Sounds 5-6 - Pocket Chart Wall Cards (Print & Cursive) 7-10 – Trace Beginning Sound (Print & Cursive) 11-12- Trace the Word (Print & Cursive) 13 – Write the Word 14-15 - Size Sorting 16-20 – Write a Sentence About the Word 21-25 – Beginning Sound Trace and Color 26-27 - Cutting Practice 28 – Sorting Superhero & Kids 29-30 – Superhero ABC Writing</p>	<p>3- Color the Pattern 4 – Fill in the Missing Pattern 5-6 – Superhero Writing Paper 7 – Count Cut and Paste 8-11 – Superhero Tile Words 12-14 – Roll & Cover (Counting, Adding & Multiplication) 15-18 – Superhero theme Sentences (Reading, Color, Trace, and Cut & Paste)</p>
<u>Tot Pack</u>		
<p>3-8 - Solid Line Prewriting 9-14 - Dashed Line Prewriting 15 – Which One is Different 16-17 – 2 Piece Puzzles 18-20 – Color the Superhero Book 21-23 – Color the Superhero Shape Book 25 - Matching Cards 26 – 9 Piece Puzzle 27-29 – Superhero Matching pages, 30-31 – Shape Tracing 32-33 – Dot the Letter S</p>		

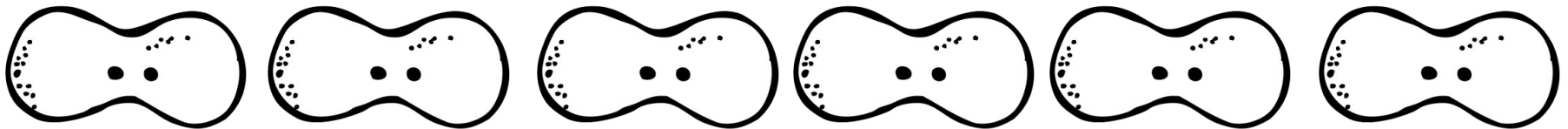
Color The Patterns

Color in an AB pattern.

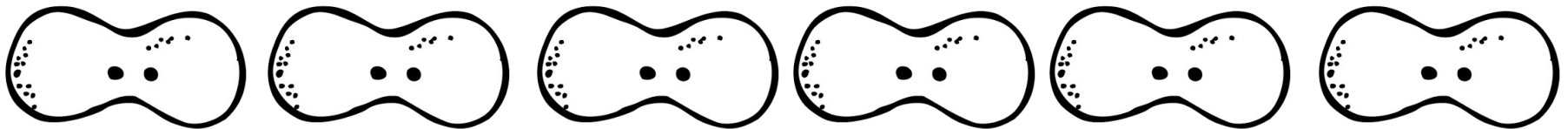
Name: _____



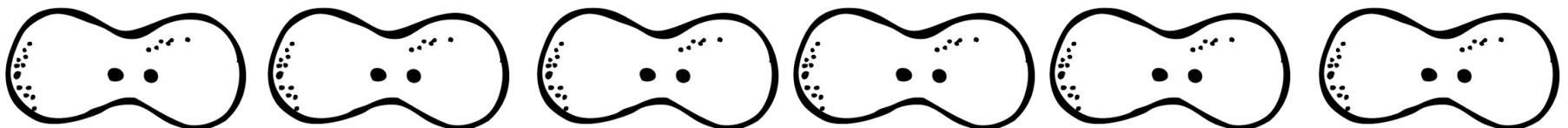
Color in an CB pattern.



Color in an CAA pattern.





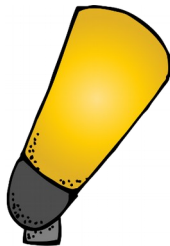






Color in an ABC pattern.



Fill in the missing patterns.

Created by Cassie @ 3Dinosaurs.com





Superhero Writing Paper

A large, jagged, star-shaped outline containing ten sets of primary writing lines. Each set consists of a solid top line, a dashed middle line, and a solid bottom line. Small dots are scattered along the jagged edges of the star shape.



Created by Cassie @ 3Dinosaurs.com



Superhero Writing Paper

A large, jagged-edged template for writing paper, shaped like a superhero's chest or a shield. It contains five horizontal lines for writing. Small clusters of dots are scattered along the jagged edges of the template.









CRASH

CRASH

CRASH

CRASH

CRASH



1

2


3

4

5


6

Superhero Tile Word




S	U	P	E	R	H	E	R	O
---	---	---	---	---	---	---	---	---

Superhero Tile Word



--	--	--	--	--	--	--	--	--

Superhero Tile Word



S	U	P	E	R	H	E	R	O
---	---	---	---	---	---	---	---	---


Superhero Tile Word



--	--	--	--	--	--	--	--	--


Superhero Roll & Cover

Directions: Take a die and roll it and cover the number.



Superhero Roll & Cover

Directions: Take two dice and roll them together. Add up the total and cover the number they add up to.



Created by Cassie @ 3Dinosaurs.com

Roll & Cover Multiplication

How to Play:

Roll two dice and multiply them together and cover the answer. Record your answers below.

$___ \times ___ = ___$

$___ \times ___ = ___$

$___ \times ___ = ___$

$___ \times ___ = ___$

$___ \times ___ = ___$

$___ \times ___ = ___$

$___ \times ___ = ___$

$___ \times ___ = ___$

$___ \times ___ = ___$

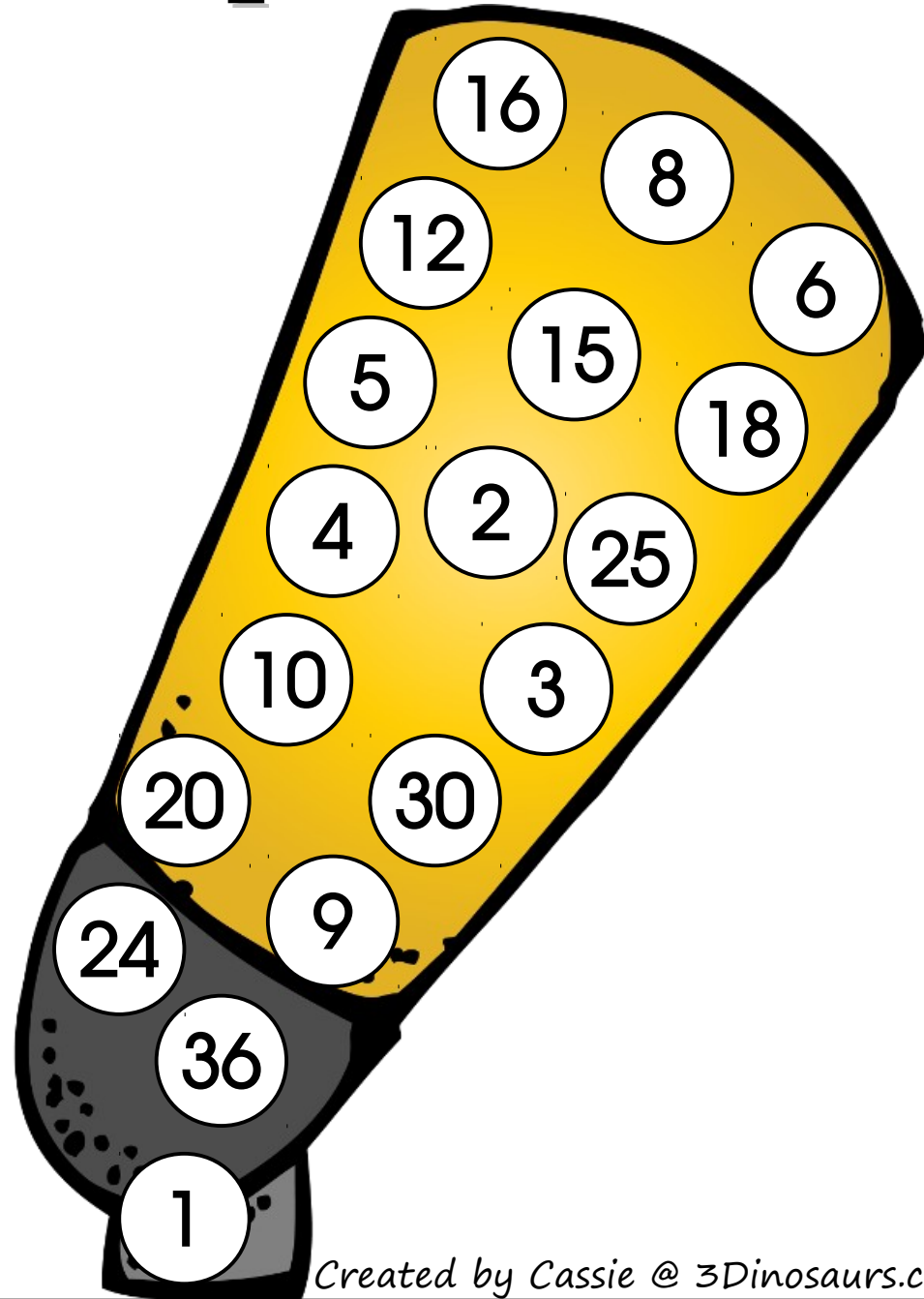
$___ \times ___ = ___$


$___ \times ___ = ___$

$___ \times ___ = ___$

$___ \times ___ = ___$

$___ \times ___ = ___$





spotlight

Name: _____

Created by Cassie @ 3Dinosaurs.com



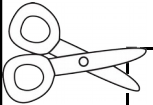
We see a spotlight.



We see a spotlight.



We see a spotlight.



We see a spotlight



superhero

Name: _____

Created by Cassie @ 3Dinosaurs.com



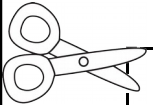
The superhero is flying.



The superhero is flying.



The superhero is flying.



The superhero is flying



mask

Name: _____

Created by Cassie @ 3Dinosaurs.com



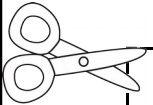
They are wearing masks.



They are wearing masks.



They are wearing masks.



They are wearing masks



city

Name: _____

Created by Cassie @ 3Dinosaurs.com



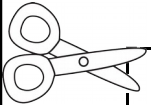
The city is quite tonight.



The city is quite tonight.



The city is quite tonight.



The city is quiet tonight