

# Thanksgiving Tot Pack

Thanks for stopping by and downloading my Thanksgiving pack. Be sure to download Part 1, 2, 3 & 4.

If you would like to share this file please link directly to the web page or Blog and not to the pdf file.

This pack was made to be used with your toddler or preschooler. This is for your own personal use. Please don't sell or host these files anywhere. Please read the [Terms of Use](#). If you have any questions please let me know.

Thanks! 3Dinosaurs.com



Graphics: [Thanksgiving Kids](#), [Thanksgiving Kids Line Art](#),  
[Granny Loves Thanksgiving](#), [Granny Loves Thanksgiving Line Art](#),  
[Thanksgiving Dinner](#) & [Thanksgiving Dinner Line Art](#)

Purchased from [Scrappin Doodles](#):





# Thanksgiving Pack Index



## Part 1

3-10 – 3 Part Cards  
11-14- Which One Is Different  
15-17 - What Comes Next?  
18-19 - Prewriting Practice  
20-21 – Pattern Cards  
22-23 – Matching Cards  
24-30 – 4 Part Cards  
31-34 – 10 Part Cards  
35-38 – Clip & Count  
39-40 – Color Matching Cards

## Part 2

3-6 – Begging Sound  
7-12 – Wall Cards  
13-24 – Writing Begging Sound  
25-30 – Tracing Name  
31-35 – Write Name  
36-41 – Thanksgiving Math (Addition, Subtraction, Greater Than/Less Than, Counting)

## Part 3

3 – Thanksgiving Maze  
4 – Cross Word  
5-7 - Math Matching  
8 – Color by Addition  
9 – Color By Size  
10 – Fill in the Missing ABCs  
11 – Fill in the Missing Numbers  
12 – ABC Paths  
13-14 – Dot the P & T  
15-17 – Sort by Size  
18-19 – Size Sequencing  
20-30 – Thanksgiving Writing  
31-35 Trace & Color  
36 – Thanksgiving sorting  
37-38 – Mixed Up Word matching  
39-40 – Matching Single Page  
41-43 – Thanksgiving CVC  
44 -46 – Color the Pie 2 colors  
47 – Color as you Read  
48 – 100 Chart

## Part 4

3-4 – Color the Pattern  
5 – Color by Number  
6-15 – Letter Tile Words  
16-17 – Fill in the Missing Pattern  
18-19 – Color by Directions

## Part 6

3 – How Many Syllables  
4 – Thanksgiving Number Line  
5 – Thanksgiving Addition  
6 – Roll & Cover  
7-9 – word Family Sorting  
10-11 – wall Card Sentences  
12-23 – Counting Book with tracing Option

## Part 5

3 – Color Addition  
4 – Color the Larger Amount  
5-6 Color The Same  
7-8 – Counting & Math  
9-12 Roll & Count with questions  
13-14 – Unscramble the Words  
15 – Label Begging Sound  
16-17 – Trace Letter T & P  
18-19 – Fill in Missing Numbers  
20-22 Write Begging Sound  
23-25 ABC Matching & Numbers  
26 – Tracing Pilgrim Hat

## Tot Pack 1

3-5 - Solid Line Prewriting  
6 – Thanksgiving Maze  
7 – Cutting Practice  
8-13 – 2 Part Puzzle  
14-16 – Thanksgiving Shape Book  
17-19 – Color the Pumpkin Pie Book  
21-23 - Matching Cards  
24 – 9 Piece Puzzle


## Tot Pack 2

3-5 - Solid Line Prewriting  
6-11 – Dashed Line Prewriting  
12-13 – Which one is Different  
14 – Circle the Big Turkeys  
15-20 – Thanksgiving Matching  
21-22 Roll & Count  
23-24 Shape tracing  
25-26 Dot the letter T & P  
28 – Lacing Card  
29 – Color the Letter P


# Prewriting Practice




---





---






---




# Prewriting Practice











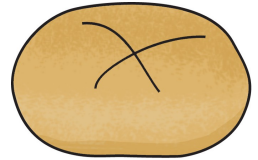

# Prewriting Practice



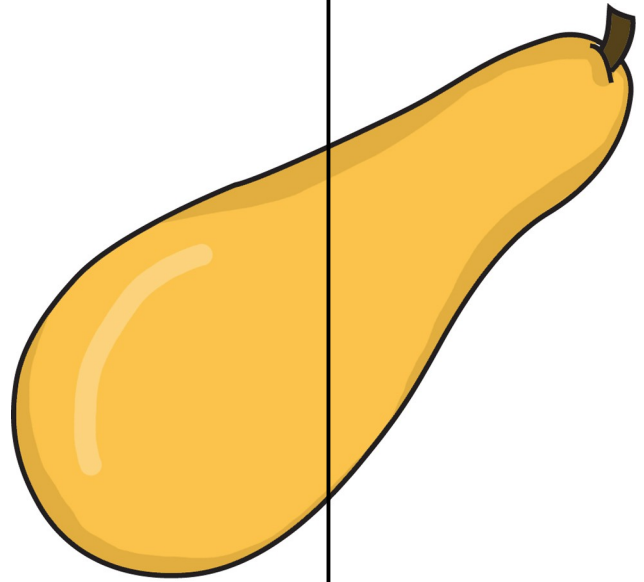

# Thanksgiving Maze



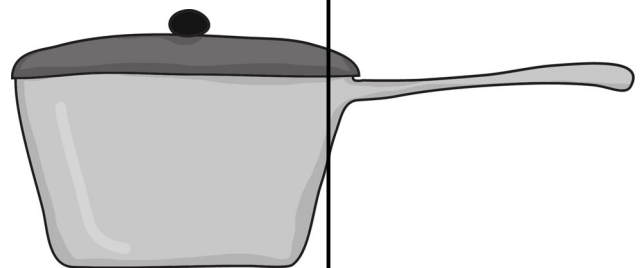

# Cutting Practice









Created by Cassie @ 3Dinosaurs.com

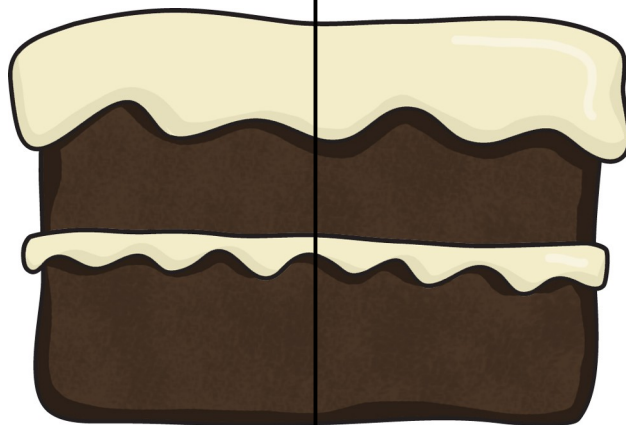



Created by Cassie @ 3Dinosaurs.com






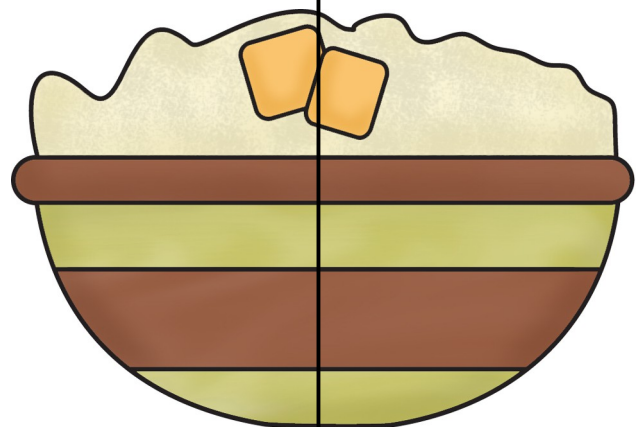

Created by Cassie @ 3Dinosaurs.com





Created by Cassie @ 3Dinosaurs.com





Created by Cassie @ 3Dinosaurs.com





Created by Cassie @ 3Dinosaurs.com



Created by Cassie @ 3Dinosaurs.com




Created by Cassie @ 3Dinosaurs.com




Created by Cassie @ 3Dinosaurs.com



Created by Cassie @ 3Dinosaurs.com




Created by Cassie @ 3Dinosaurs.com



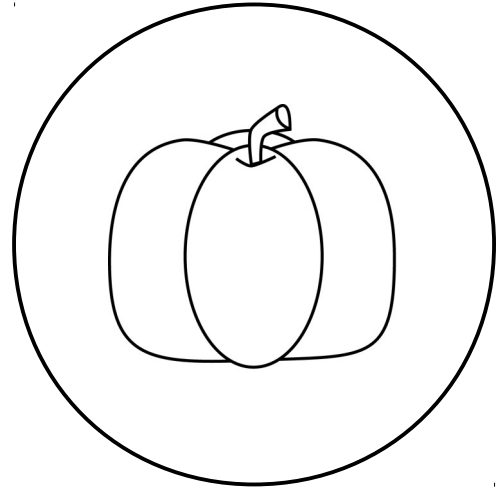
Created by Cassie @ 3Dinosaurs.com



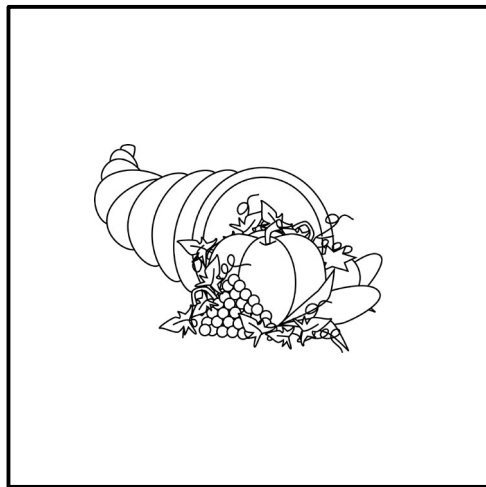
# Thanksgiving Shapes



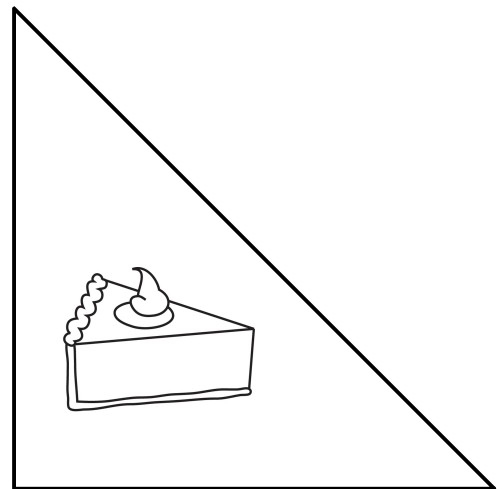
*3Dinosaurs.com*




The pumpkin is in the circle.



The cornucopia is in the square.




The pumpkin pie is in the triangle.




The pie is in the rectangle.



The old lady is in the diamond.




The cider is in the oval.




The turkey is in the pentagon.







The Native American boy is in the heart



The Native American girl is in the crescent.




The pilgrim boy is in the hexagon.




The pilgrim girl is in the trapezoid


# Color the Pumpkin Pie




3Dinosaurs.com




This pumpkin pie  
is pink.




This pumpkin pie  
is red.




This pumpkin pie  
is yellow.




This pumpkin pie  
is orange.




This pumpkin pie  
is purple.




This pumpkin pie  
is blue.




This pumpkin pie  
is black.




This pumpkin pie  
is brown.



This pumpkin pie  
is green.



This pumpkin pie  
is gray.



This pumpkin pie  
is white.


# Matching Cards

On the following pages print it out twice. You can cut up both and use as a matching cards. Or leave one as is and let child match the cards to the sheet.







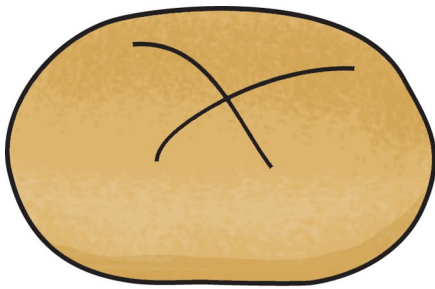

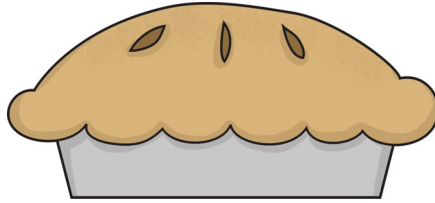



## 9 Piece Puzzle








On the last page for younger children copy this page twice and use one as a template to help them finish the puzzle.



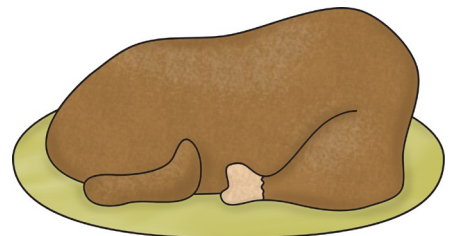
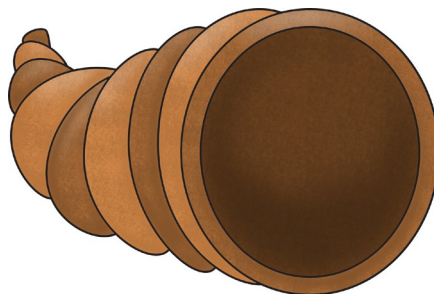



For younger children copy this page twice and use one as a template to help them finish the puzzle.











# 9 Piece Puzzle



For younger children copy this page twice and use one as a template to help them finish the puzzle.