

# Thanksgiving Pack Part 4

Thanks for stopping by and downloading my Thanksgiving pack. Be sure to download Part 1, 2, 3 & Tot Pack.

If you would like to share this file please link directly to the web page or Blog and **not** to the pdf file. This pack was made to be used with your toddler or preschooler. This is for your own personal use. Please don't sell or host these files anywhere.

Please read the [Terms of Use](#). If you have any questions please let me know.



Graphics: [Thanksgiving Kids](#), [Thanksgiving Kids Line Art](#),

[Granny Loves Thanksgiving](#), [Granny Loves Thanksgiving Line Art](#),

[Thanksgiving Dinner](#) & [Thanksgiving Dinner Line Art](#)

Purchased from [Scrappin Doodles](#);

Thanks!

3Dinosaurs.com





# Thanksgiving Pack Index



## Part 1

3-10 – 3 Part Cards  
11-14- Which One Is Different  
15-17 - What Comes Next?  
18-19 - Prewriting Practice  
20-21 – Pattern Cards  
22-23 – Matching Cards  
24-30 – 4 Part Cards  
31-34 – 10 Part Cards  
35-38 – Clip & Count  
39-40 – Color Matching Cards

## Part 2

3-6 – Begging Sound  
7-12 – Wall Cards  
13-24 – Writing Begging Sound  
25-30 – Tracing Name  
31-35 – Write Name  
36-41 – Thanksgiving Math (Addition, Subtraction, Greater Than/Less Than, Counting)

## Part 4

3-4 – Color the Pattern  
5 – Color by Number  
6-15 – Letter Tile Words  
16-17 – Fill in the Missing Pattern  
18-19 – Color by Directions

## Part 6

3 – How Many Syllables  
4 – Thanksgiving Number Line  
5 – Thanksgiving Addition  
6 – Roll & Cover  
7-9 – word Family Sorting  
10-11 – wall Card Sentences  
12-23 – Counting Book with tracing Option

## Part 3

3 – Thanksgiving Maze  
4 – Cross Word  
5-7 - Math Matching  
8 – Color by Addition  
9 – Color By Size  
10 – Fill in the Missing ABCs  
11 – Fill in the Missing Numbers  
12 – ABC Paths  
13-14 – Dot the P & T  
15-17 – Sort by Size  
18-19 – Size Sequencing  
20-30 – Thanksgiving Writing  
31-35 Trace & Color  
36 – Thanksgiving sorting  
37-38 – Mixed Up Word matching  
39-40 – Matching Single Page  
41-43 – Thanksgiving CVC  
44 -46 – Color the Pie 2 colors  
47 – Color as you Read  
48 – 100 Chart

## Part 5

3 – Color Addition  
4 – Color the Larger Amount  
5-6 Color The Same  
7-8 – Counting & Math  
9-12 Roll & Count with questions  
13-14 – Unscramble the Words  
15 – Label Begging Sound  
16-17 – Trace Letter T & P  
18-19 – Fill in Missing Numbers  
20-22 Write Begging Sound  
23-25 ABC Matching & Numbers  
26 – Tracing Pilgrim Hat

## Tot Pack 1

3-5 - Solid Line Prewriting  
6 – Thanksgiving Maze  
7 – Cutting Practice  
8-13 – 2 Part Puzzle  
14-16 – Thanksgiving Shape Book  
17-19 – Color the Pumpkin Pie Book  
21-23 - Matching Cards  
24 – 9 Piece Puzzle







## Tot Pack 2

3-5 - Solid Line Prewriting  
6-11 – Dashed Line Prewriting  
12-13 – Which one is Different  
14 – Circle the Big Turkeys  
15-20 – Thanksgiving Matching  
21-22 Roll & Count  
23-24 Shape tracing  
25-26 Dot the letter T & P  
28 – Lacing Card  
29 – Color the Letter P

*Created by Cassie @ 3Dinosaurs.com*

# Color in the turkey patterns

Name: \_\_\_\_\_



# Color in the pie patterns

Name: \_\_\_\_\_

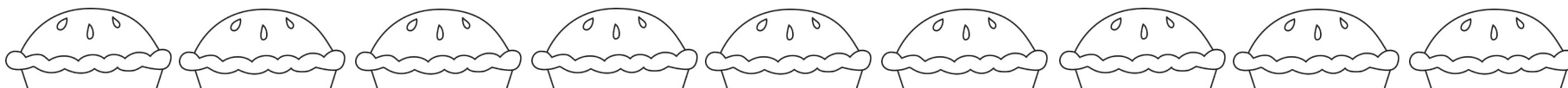
1



2



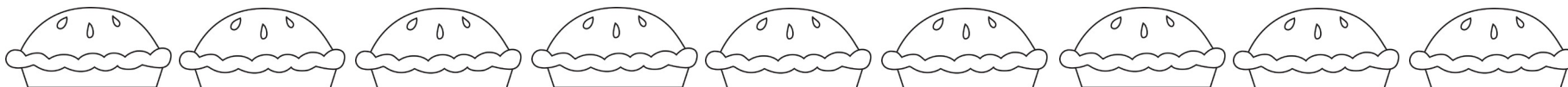
3



4



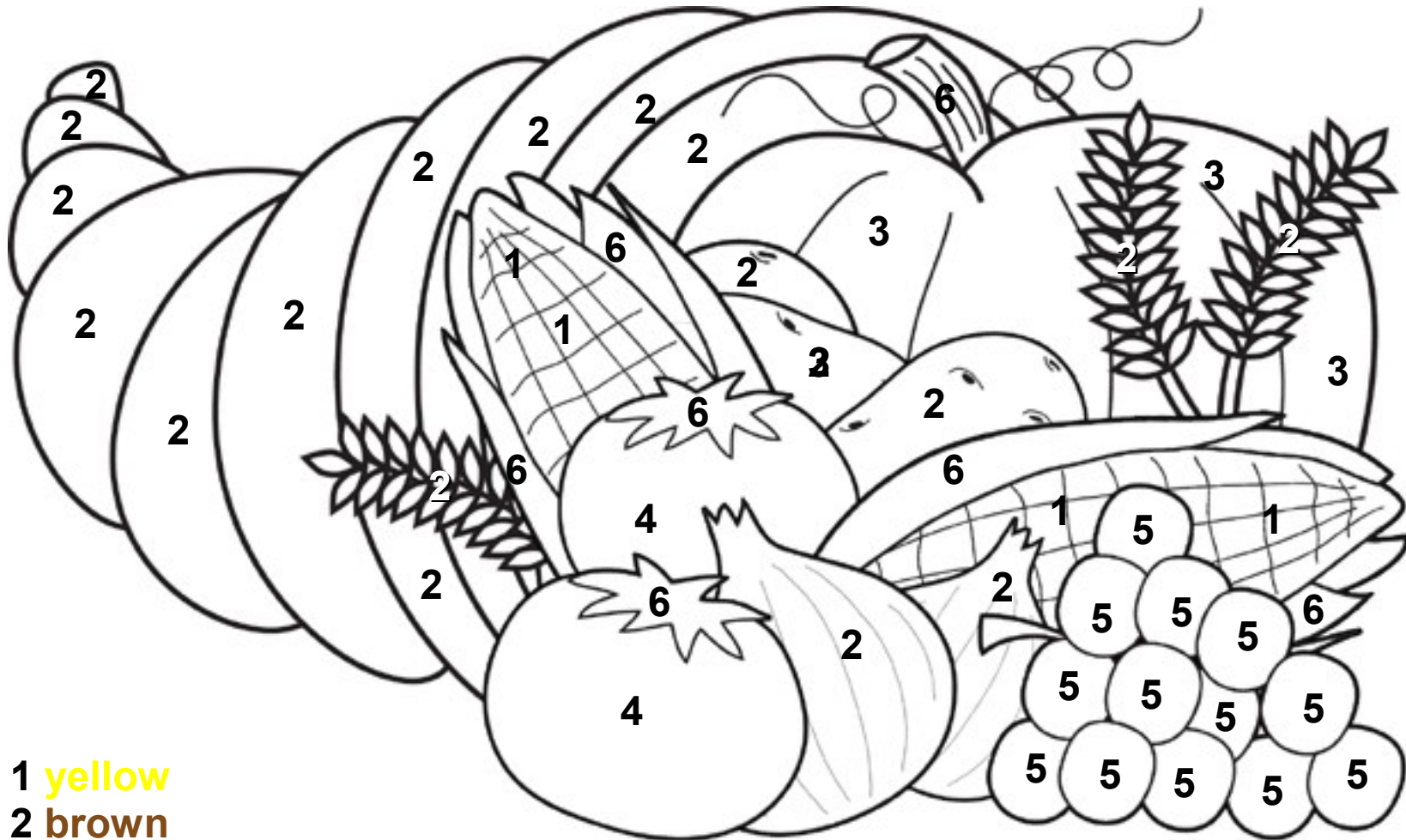
5



6



# Color by Number




- 1 yellow
- 2 brown
- 3 orange
- 4 red
- 5 purple
- 6 green

# Letter Tile Thanksgiving Words

Use letter tiles from Scrabble or other such games to spell the words out.




o l d l a d y



p i e



c i d e r




r o l l

# Letter Tile Thanksgiving Words

Use letter tiles from Scrabble or other such games to spell the words out.




--	--	--	--	--	--	--



--	--	--




--	--	--	--	--



--	--	--	--

# Letter Tile Thanksgiving Words


Use letter tiles from Scrabble or other such games to spell the words out.



s q u a s h



s a l a d



t u r k e y




c a k e



# Letter Tile Thanksgiving Words


Use letter tiles from Scrabble or other such games to spell the words out.



--	--	--	--	--	--



--	--	--	--	--




--	--	--	--	--	--



--	--	--	--

# Letter Tile Thanksgiving Words


Use letter tiles from Scrabble or other such games to spell the words out.



b r e a d



c o r n u c o p i a




c r a n b e r r i e s



g r a v y

# Letter Tile Thanksgiving Words


Use letter tiles from Scrabble or other such games to spell the words out.



--	--	--	--	--



--	--	--	--	--	--	--	--	--	--




--	--	--	--	--	--	--	--	--	--	--




--	--	--	--	--

# Letter Tile Thanksgiving Words


Use letter tiles from Scrabble or other such games to spell the words out.



c a r r o t s



m a s h e d  
p o t a t o e s




p u m p k i n  
p i e


# Letter Tile Thanksgiving Words

Use letter tiles from Scrabble or other such games to spell the words out.



--	--	--	--	--	--	--




# Letter Tile Thanksgiving Words


Use letter tiles from Scrabble or other such games to spell the words out.



m a y f l o w e r



p i l g r i m s



t u r k e y



N a t i v e  
A m e r i c a n

# Letter Tile Thanksgiving Words


Use letter tiles from Scrabble or other such games to spell the words out.



--	--	--	--	--	--	--	--	--



--	--	--	--	--	--	--	--












--	--	--	--	--	--




# Fill in the missing patterns.



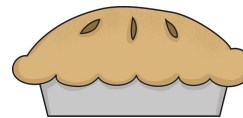



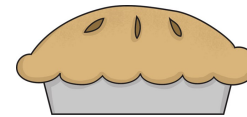









Created by Cassie @ 3Dinosaurs.com





# Fill in the missing patterns.

Created by Cassie @ 3Dinosaurs.com



# Thanksgiving Coloring by Directions

Directions for the color the shapes activity.

Color the square with the Native American girl blue.

Color the circle with the Native American girl gray.

Color the circle with the cornucopia pink.

Color the rectangle with the cornucopia green.

Color the pentagon with the pumpkin orange.

Color the square with the pumpkin red.

Color the heart with the Native American boy brown.

Color the star with the Native American boy purple.

Color the rectangle with the turkey black.

Color the oval with the turkey white.

Color the heart with the pilgrim girl yellow.

Color the circle with the pilgrim girl blue.

Color the triangle with the pilgrim boy gray.

Color the rectangle with the pilgrim boy pink.

Color the heart with the pilgrim hat green.

Color the circle with the pilgrim hat orange.

Color the star with the pie red.

Color the triangle with the pie brown.

Color the star with the basket of buns purple.

Color the pentagon with the basket of buns black.

Color the pentagon with the empty cornucopia white.

Color the oval with the empty cornucopia yellow.

*Created by Cassie @ 3Dinosaurs.com*

# Thanksgiving Coloring by Directions

Follow the directions and color the shapes.

