

Thanksgiving Pack Part 5

Thanks for stopping by and downloading my Thanksgiving pack. Be sure to download Part 1, 2, 3, 4, 6, & Tot Pack 1 & 2.

If you would like to share this file please link directly to the web page or Blog and not to the pdf file.

This pack was made to be used with your toddler or preschooler. This is for your own personal use. Please don't sell or host these files anywhere. Please read the [Terms of Use](#). If you have any questions please let me know.

Thanks! 3Dinosaurs.com



Graphics: [Thanksgiving Kids](#), [Thanksgiving Kids Line Art](#),
[Granny Loves Thanksgiving](#), [Granny Loves Thanksgiving Line Art](#),
[Thanksgiving Dinner](#) & [Thanksgiving Dinner Line Art](#)

Purchased from [Scrappin Doodles](#);



Pack Index

Part 1

3 - Which One Is Different
4 - What Comes Next?
5-6 - Prewriting Practice

Part 2

3 – Cutting Practice

Part 3

3-4 - Color in the Leaf Pattern
5 – Fill in the pattern

Tot Pack

3-8 - Solid Line Prewriting
9-14 - Dashed Line Prewriting
15-16 – Which One is Different



Color Addition



Dot the numbers that equal the number above it.

10

6

7

4

12

7

5

6

6

3

4

2

15

6

10

9

11

10

1

9

8

6

4

4

9

5

6

3

10

7

6

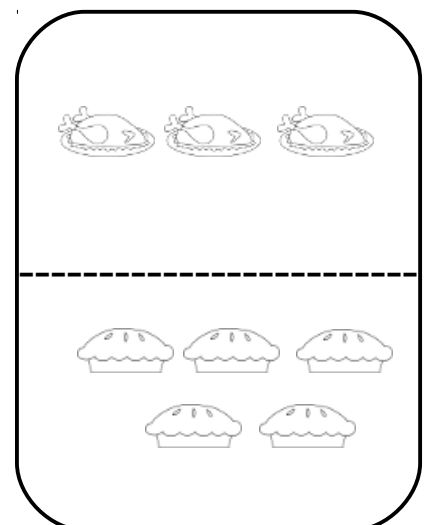
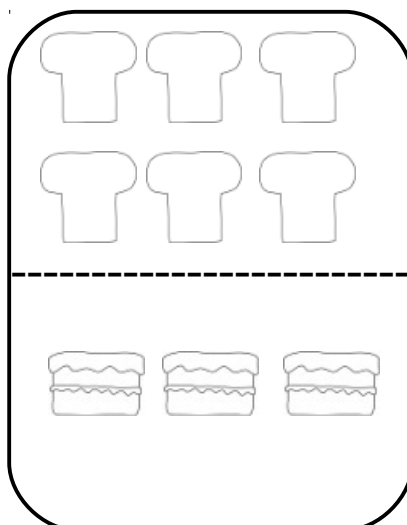
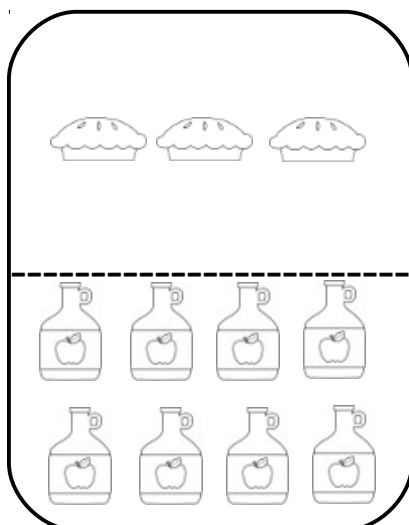
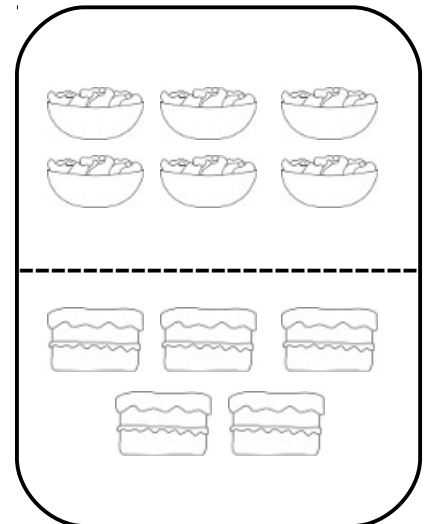
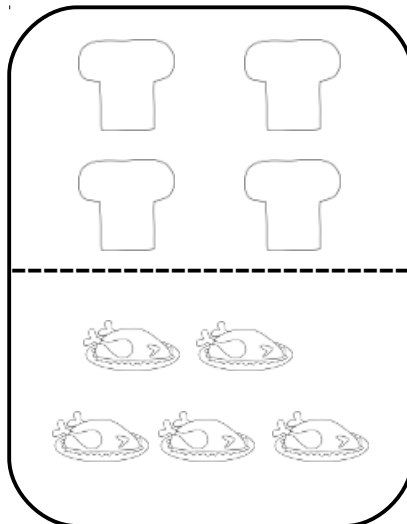
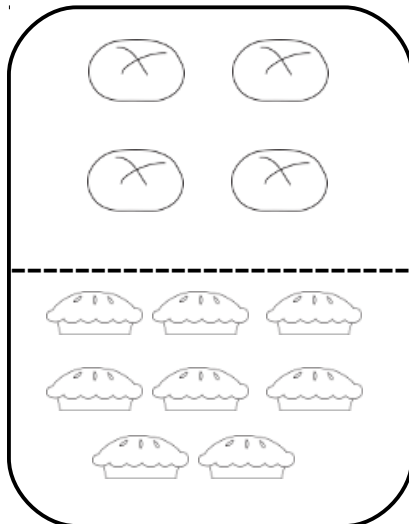
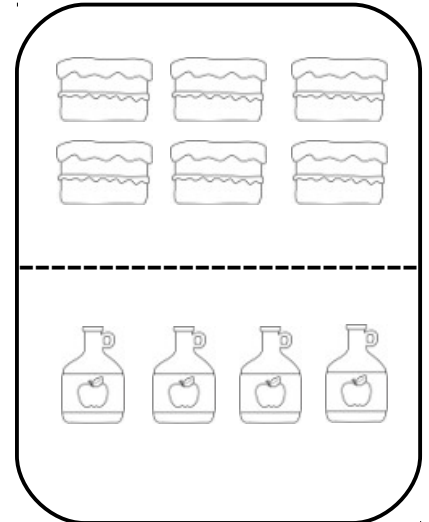
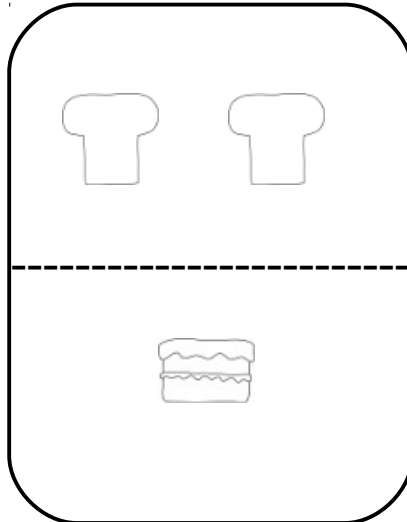
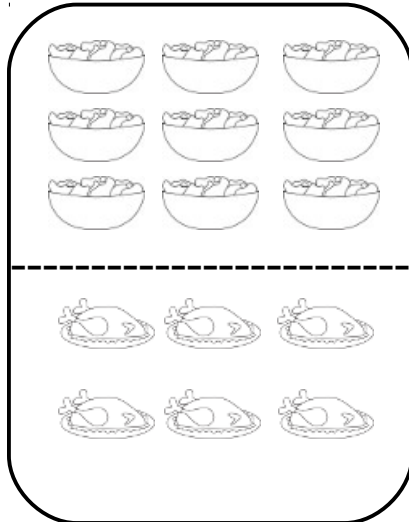
3



Color The Larger Amount



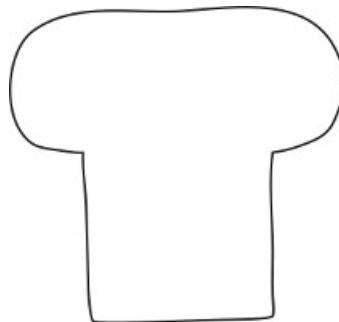


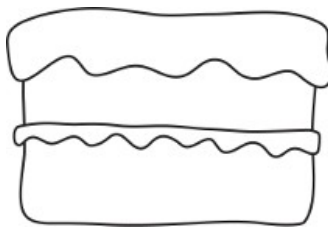
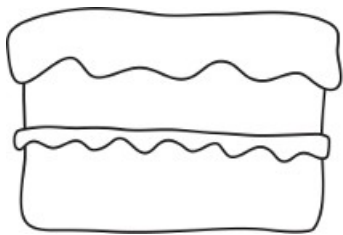
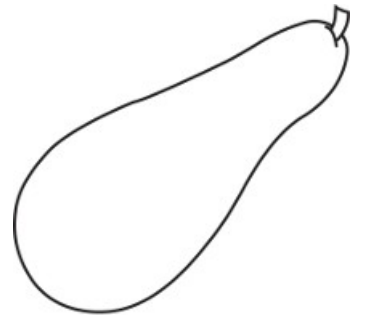

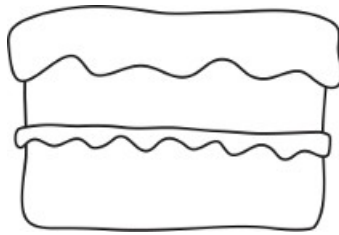
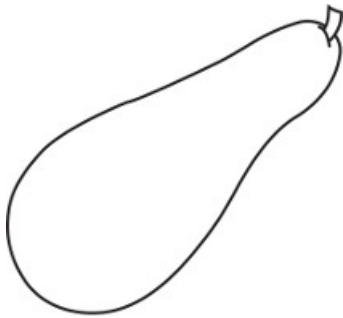





Look at the foods and color the larger amount.



Color the Same






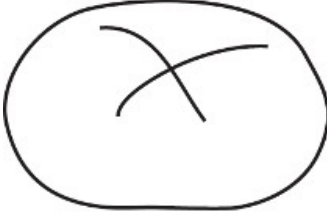

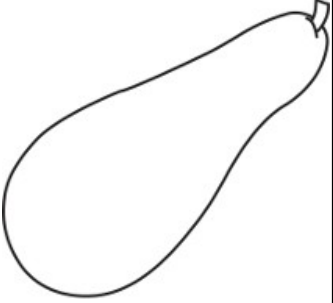

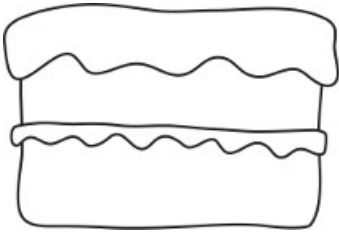





Look at the first picture and circle the ones that are the same.




Created by Cassie @ 3Din


Color the Same

Look at the first picture and circle the ones that are the same.



+



=



+




=



+



=



+




=




+



=



-



=



-



=



-



=



-



=




-









=







Cut out and fold to make a dice.




Roll and Count Thanksgiving

5						
4						
3						
2						
1						
						

Roll and Count Thanksgiving

10						
9						
8						
7						
6						
5						
4						
3						
2						
1						
						

Roll and Count Thanksgiving Questions



How many turkeys? ____



How many ships? ____



How many pilgrims? ____



How many pilgrims? ____



How many Natives? ____



How many natives? ____

Answer the following questions with the information above.



____ > = < ____




____ > = < ____



____ > = < ____



> = < ____



____ + ____ =



____ + ____ =




____ + ____ =



____ + ____ =



____ + ____ =




____ + ____ =



Unscramble the Words


Unscramble the word and circle the correct animal.




krtyeu




iilmpgr





oaotetsp



ihsp




upmpkni




iep

Unscramble the Words: Key

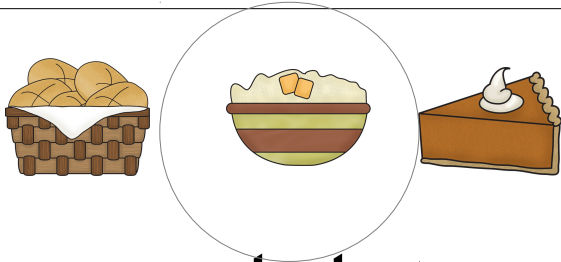
Unscramble the word and circle the correct animal.




krtyeu



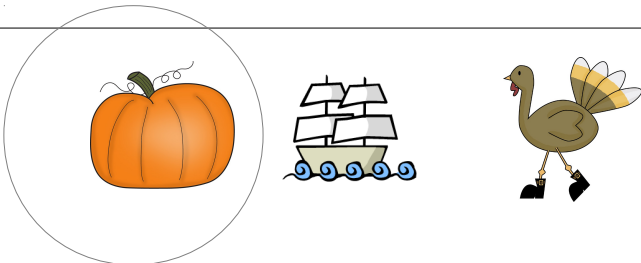
iilmpgr




oaotetsp



fwrlmeyao











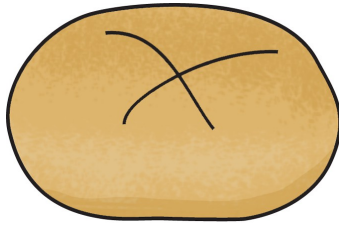

upmpkni



iep

Label the Beginning Sound

Cut out and paste the letters to the correct picture.



Created by Cassie @ 3Dinosaurs.com

O

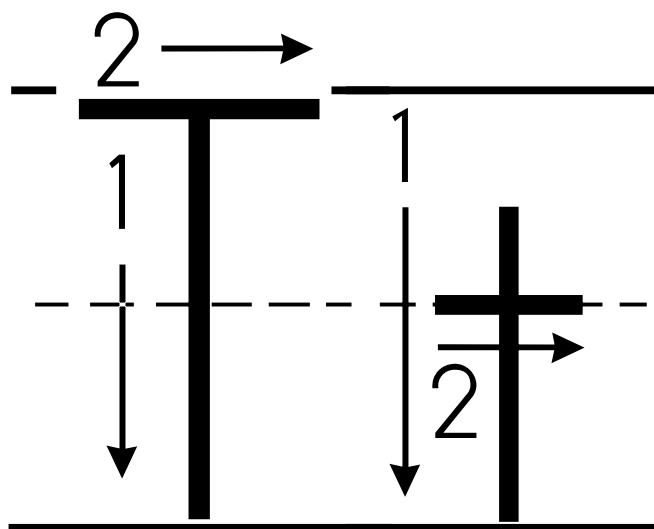
R

C

T

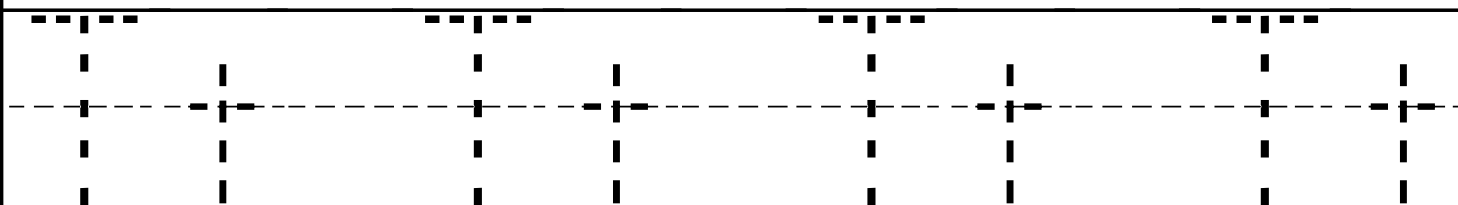
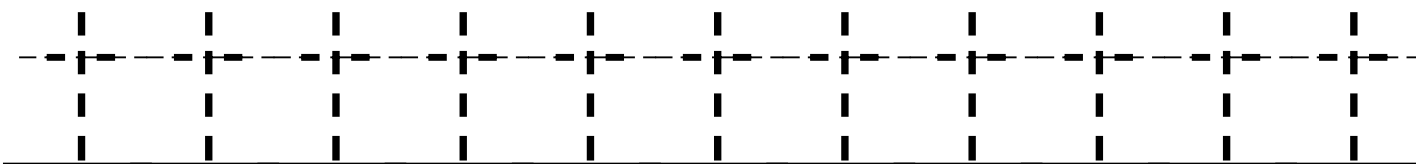
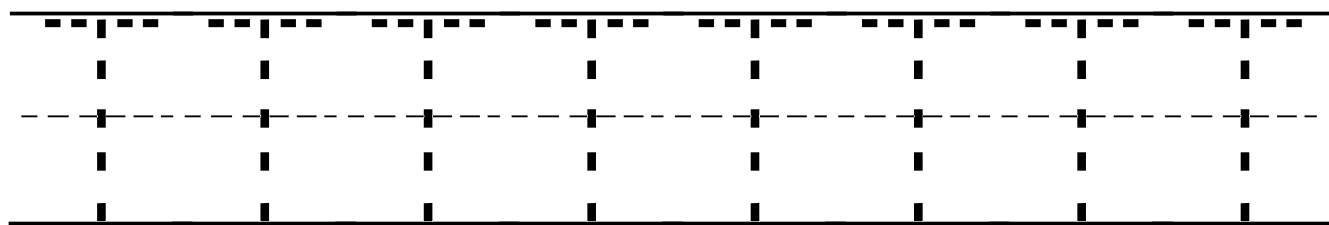
S

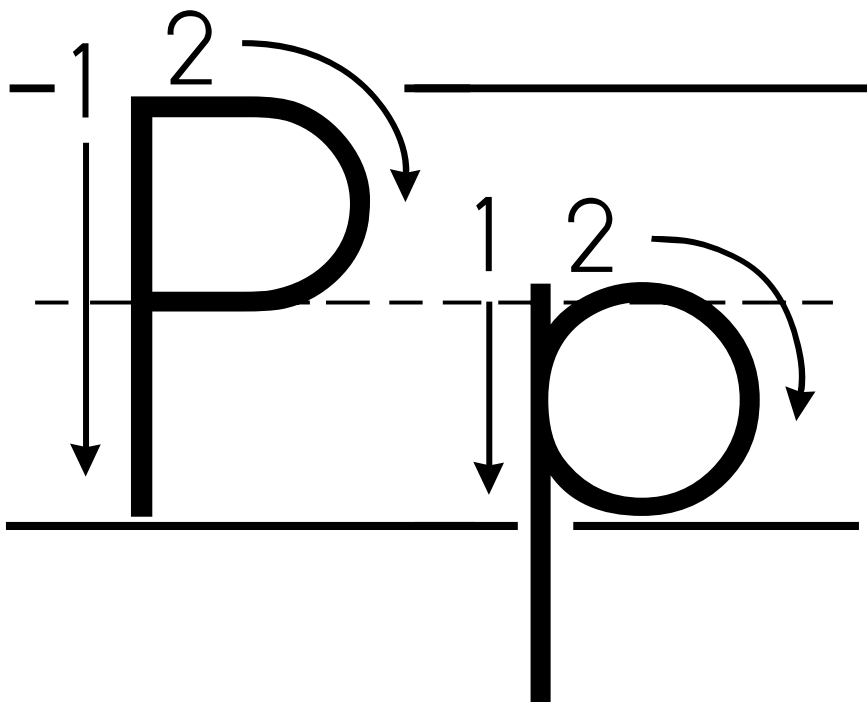
C



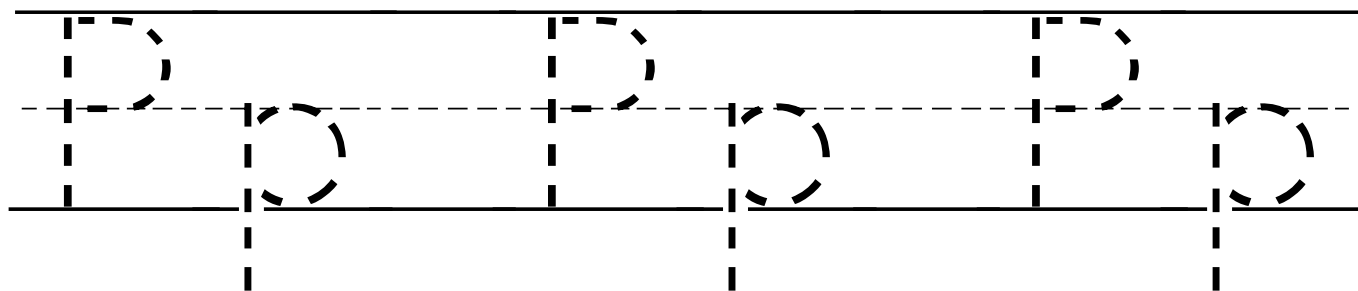
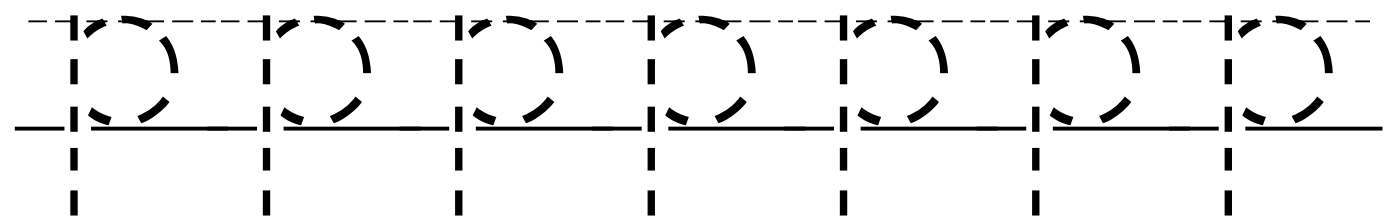
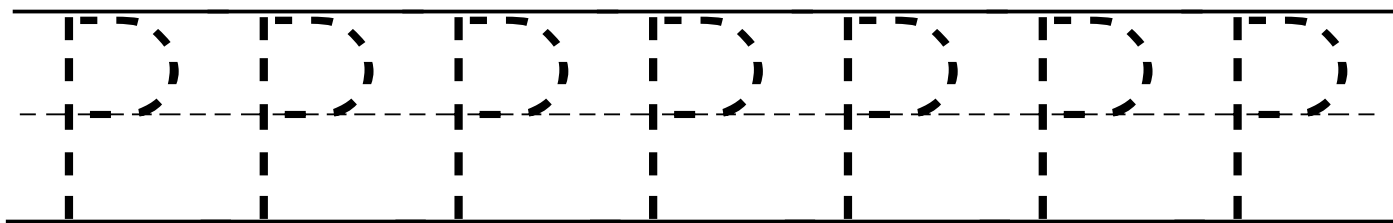
Happy
Thanksgiving

thanksgiving

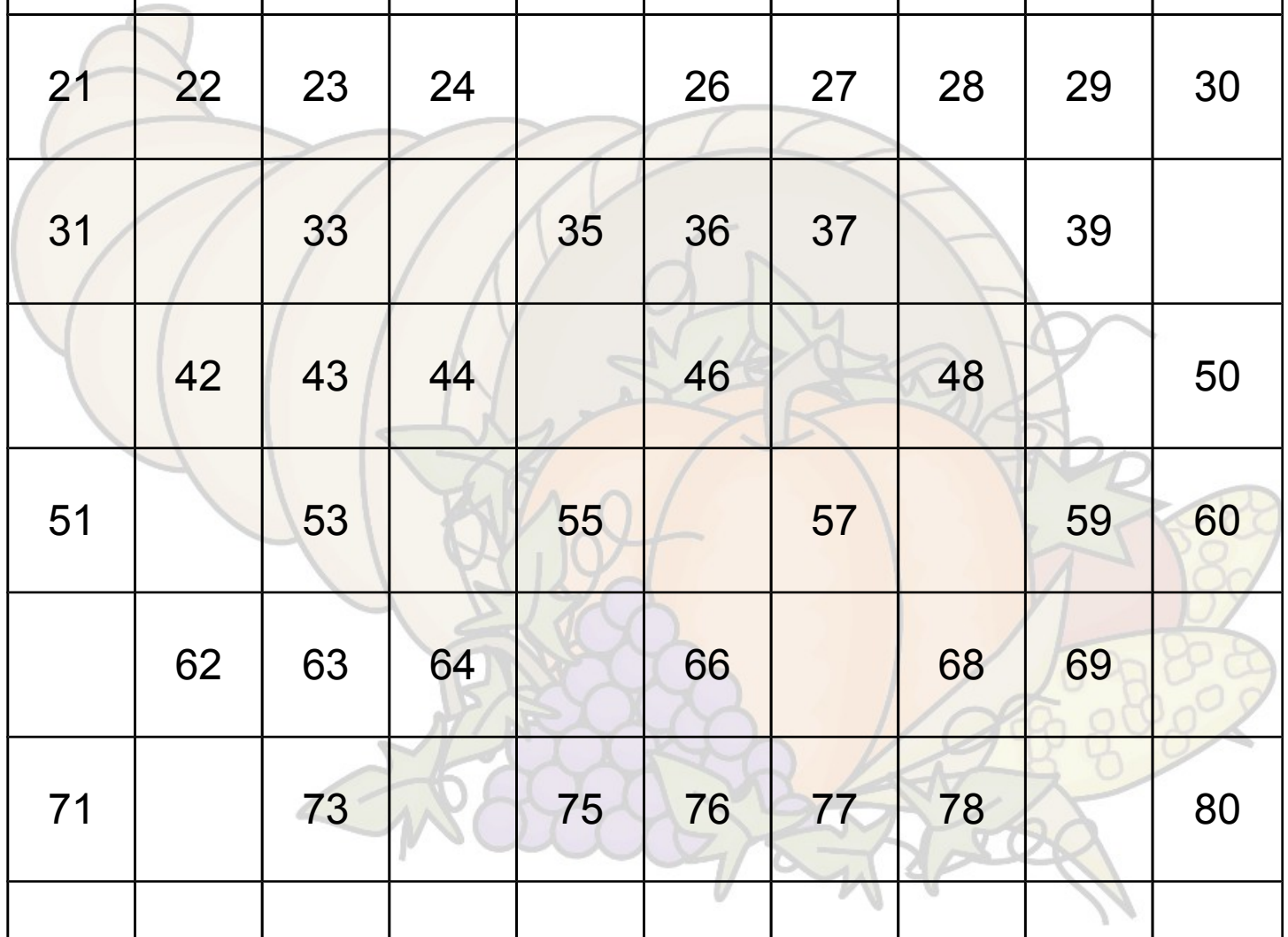




pilgrim

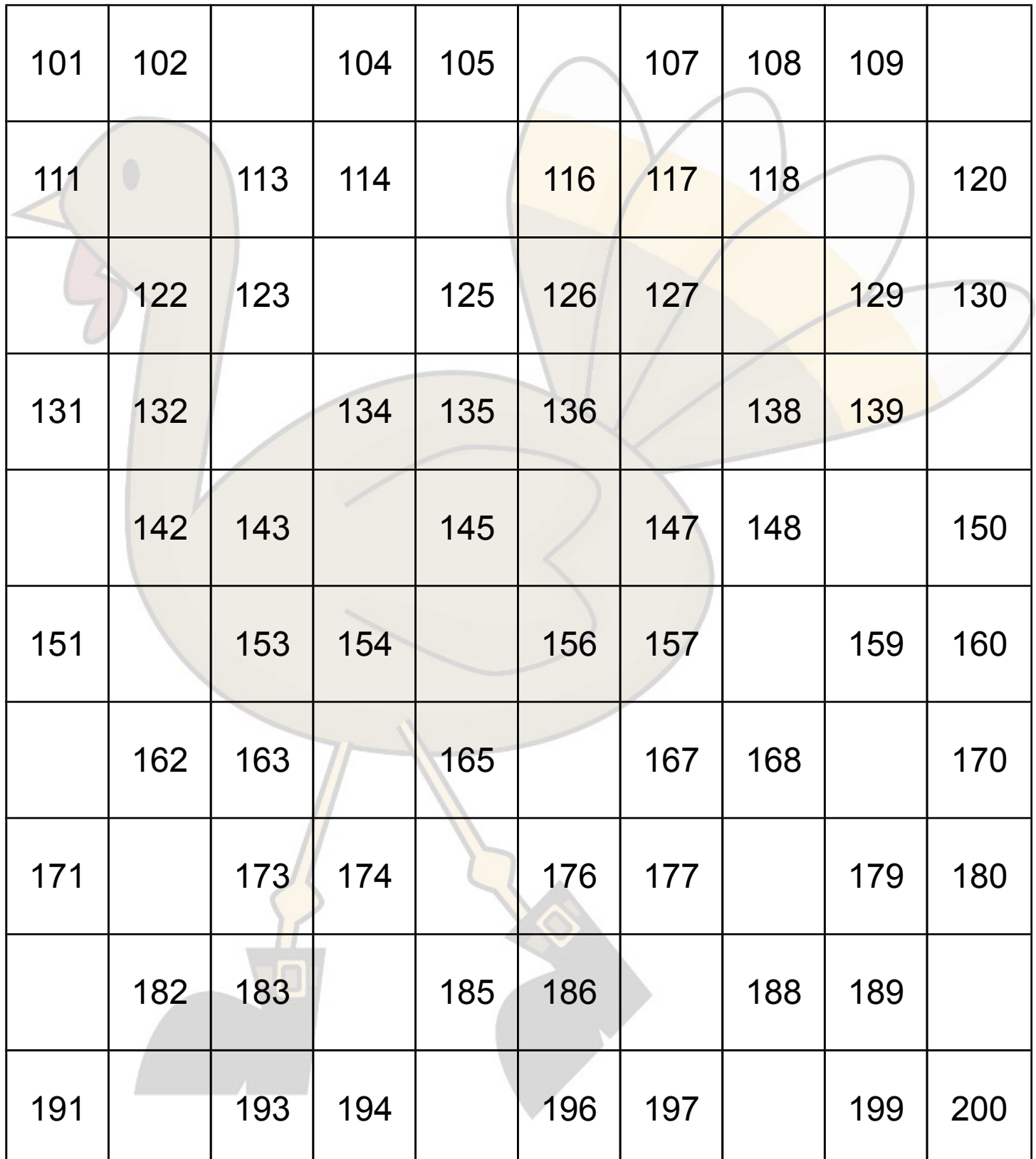


Fill in the Missing Numbers



1	2		4	5		7	8	9	10
	12	13		15	16	17		19	
21	22	23	24		26	27	28	29	30
31		33		35	36	37		39	
	42	43	44		46		48		50
51		53		55		57		59	60
	62	63	64		66		68	69	
71		73		75	76	77	78		80
	82		84		86	87	88		90
91		93	94	95		97		99	100


Fill in the Missing Numbers



101	102		104	105		107	108	109	
111		113	114		116	117	118		120
	122	123		125	126	127		129	130
131	132		134	135	136		138	139	
	142	143		145		147	148		150
151		153	154		156	157		159	160
	162	163		165		167	168		170
171		173	174		176	177		179	180
	182	183		185	186		188	189	
191		193	194		196	197		199	200




__ld __ady




__ie




__ider




__oll




__quash




__alad




__urkey



__ot




__ake




__read



__appy __hanksgiving




__ornucopia



__ranberries















__ravy





__arrots




Thanksgiving ABC Matching



Thanksgiving ABC Matching



Thanksgiving ABC Matching



Thanksgiving Numbers



Tracing Pilgrim Hat

