



Valentines Pack Part 3

Thanks for stopping by and downloading my Valentines pack. Be sure to download Valentines Part 1, 2, 4 & Tot Pack.

If you would like to share this file please link directly to the web page or Blog and not to the pdf file.

This pack was made to be used with your toddler or preschooler. This is for your own personal use. Please don't sell or host these files anywhere.

Please read the [Terms of Use](#). If you have any questions please let me know.

Thanks! 3Dinosaurs.com



Graphics: [Granny Loves Valentines](#), [Valentines Sweets](#)


[Granny Loves Valentines Line Art](#),

[Valentines Sweets Line Art](#)


Purchased from [Scrappin Doodles](#)



Heart Tracing

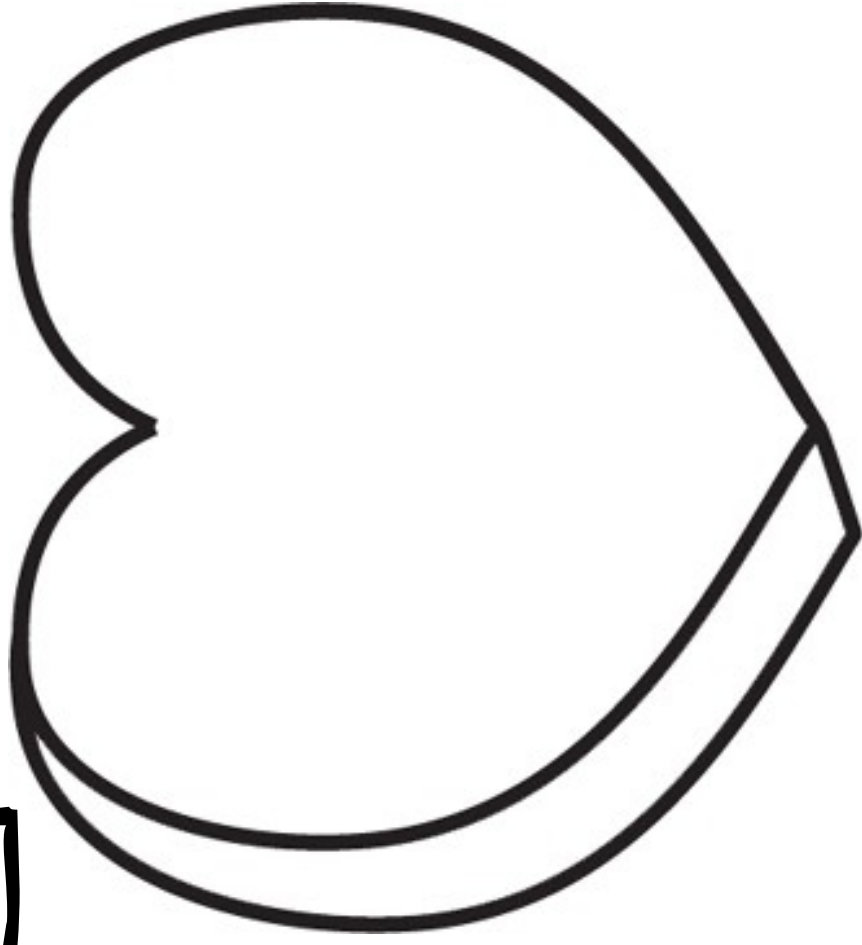


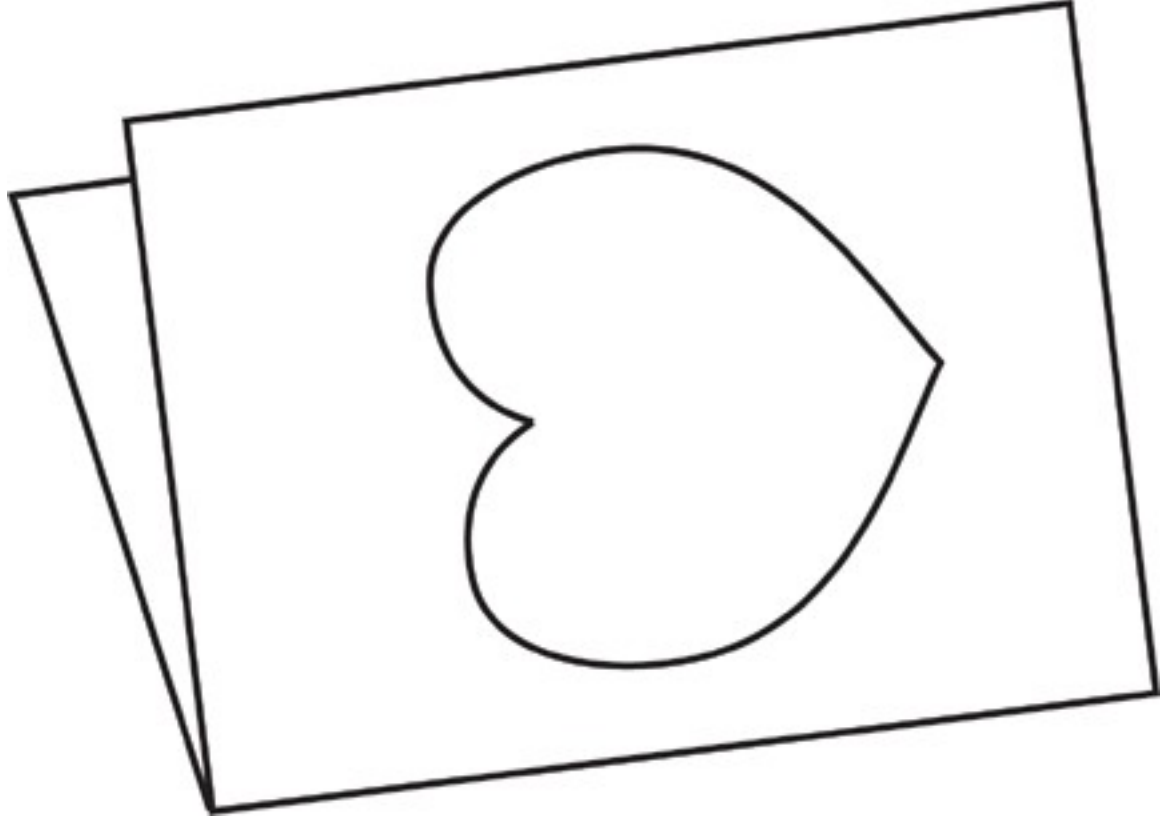

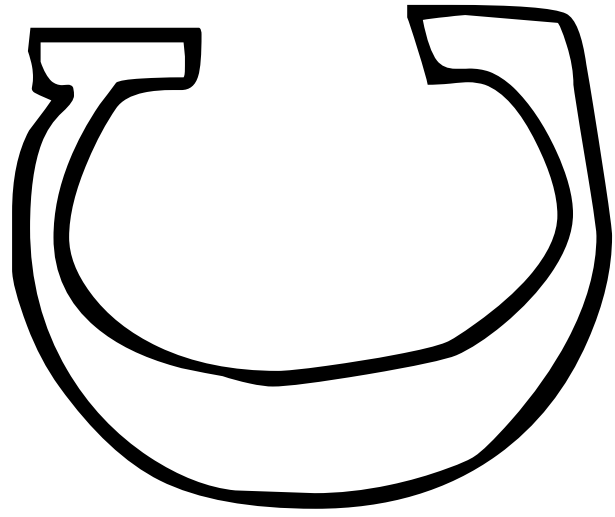
Heart Tracing



Hi

Hi is for
heart.






C is for
card.


RI

R is for
rose.



Writing


rose



Write a sentence about a rose.

Writing


card



Write a sentence about a card.

Writing

heart



Write a sentence about a heart.



Draw a picture and write a sentence about a card.



Draw a picture and write a sentence about Valentines.

Handwriting practice lines for drawing and writing.



Draw a picture and write a sentence about a heart.



old lady



Write a sentence using the words old lady.



rose



Write a sentence using the word rose.



glitter



Write a sentence using the word glitter.



jewel



Write a sentence using the word jewel.



candy



Write a sentence using the word candy.



lace



Write a sentence using the word lace.



hearts



Write a sentence using the word hearts.



card



Write a sentence using the word card.

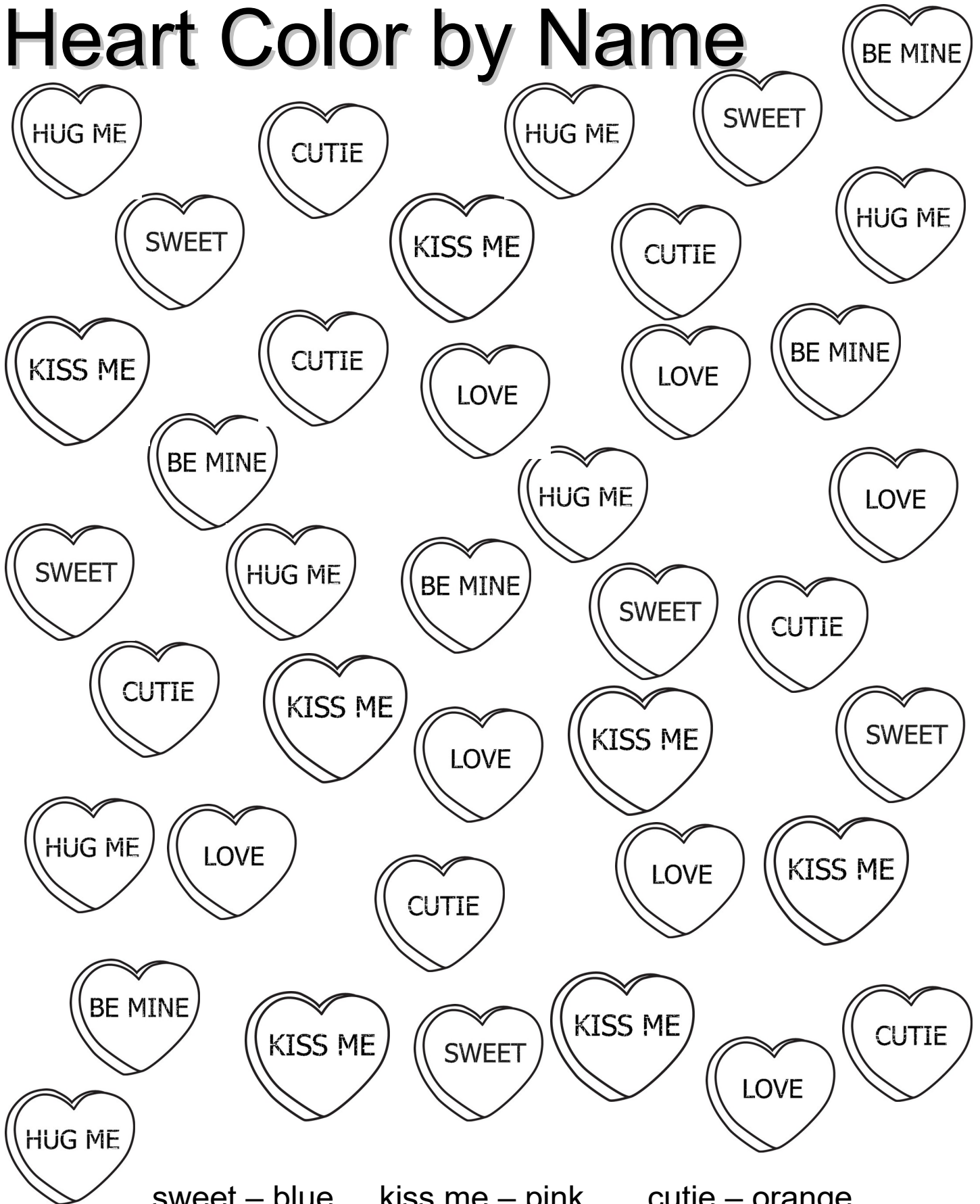


Happy Valentines Day



Write a sentence using the words Happy Valentines Day.

Heart Color by Name



sweet – blue
love - red

kiss me – pink
hug me – purple

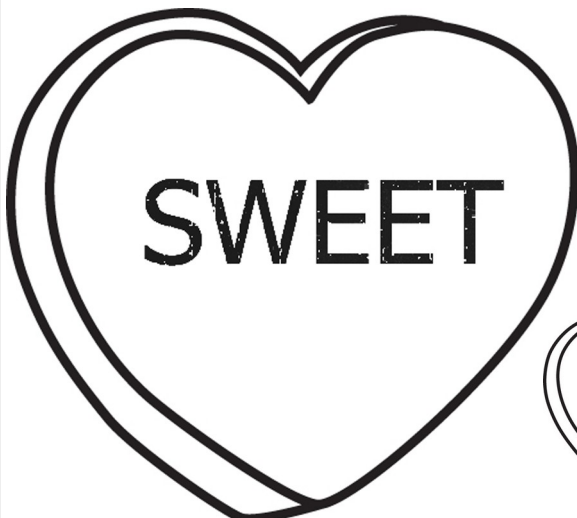




cutie – orange
be mine - green

Heart Color by Size

Color the large hearts **purple**.

Color the medium hearts **red**.

Color the small hearts **pink**.







Heart Color by Size


Color the large hearts **blue**.

Color the medium hearts **green**.

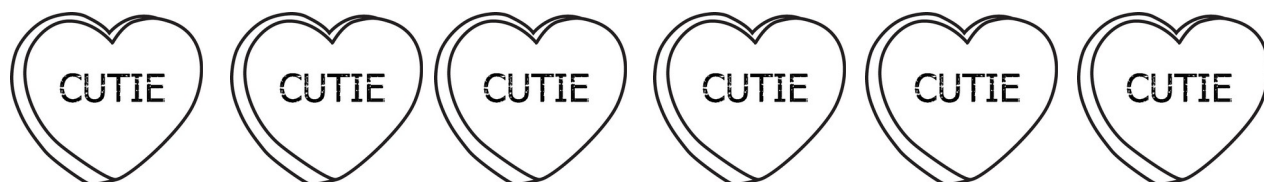
Color the small hearts **red**.




Color 4 hearts pink.




Color 3 hearts red.




Color 5 hearts purple.



Color 2 hearts green.




Color 1 hearts blue.



Valentines Heart Path

Follow  through the heart path.


START



Valentines Heart Path

Follow  through the heart path.


START



Valentines Heart Path

Follow  through the heart path.

START




END

Valentines Heart Path

Follow  through the heart path.

START




END

Valentines Heart Path

Follow  through the heart path.

START




END

Valentines Heart Path

Follow  through the heart path.

START




Vv





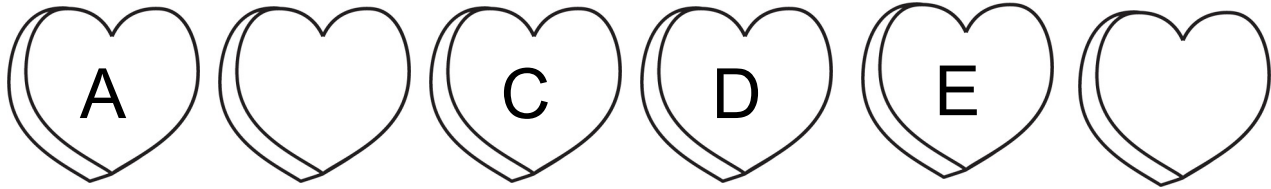


HAPPY
VALENTINE'S
DAY

Color all the letter Vv's.



Fill in the Missing Letters



Read, Write, & Stamp

Created by Cassie @ 3Dinosaurs.com



sweet

Write: sweet sweet

Stamp:



love

Write: love love love

Stamp:



be mine

Write: be mine

Stamp:

Read, Write, & Stamp

Created by Cassie @ 3Dinosaurs.com



hug me

Write:

hug me

Stamp:



kiss me

Write:

kiss me

Stamp:



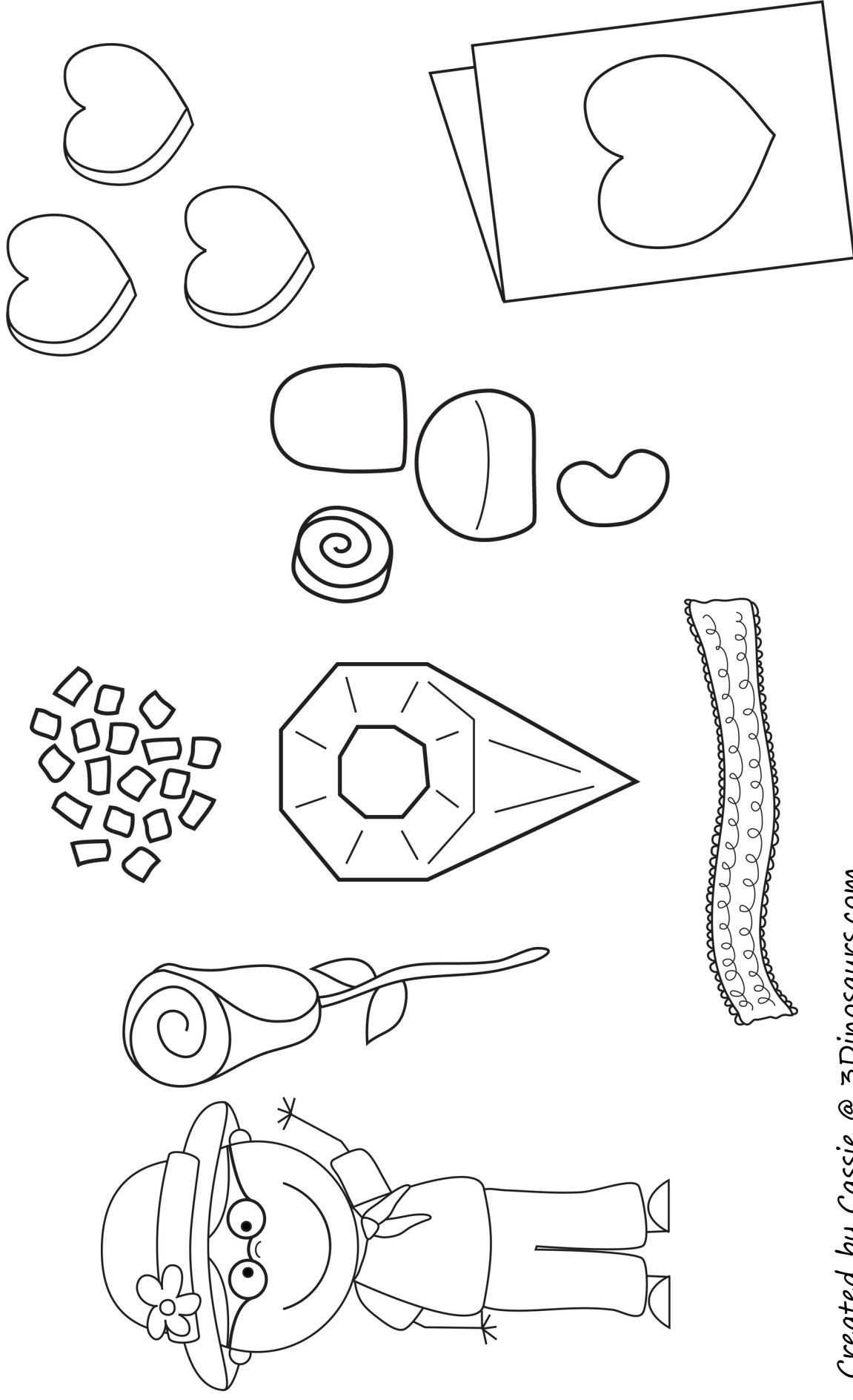
cutie

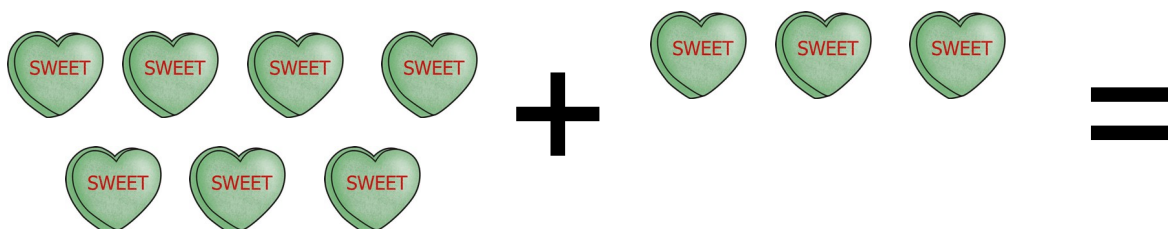
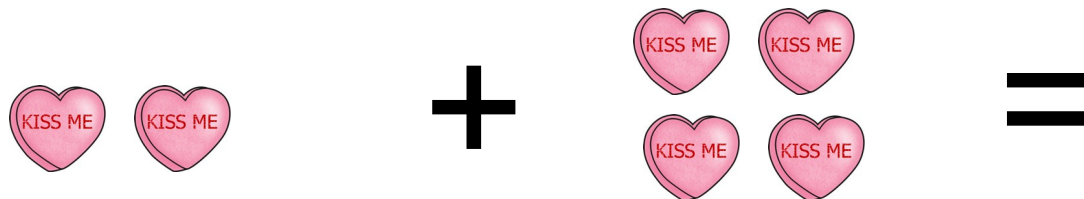
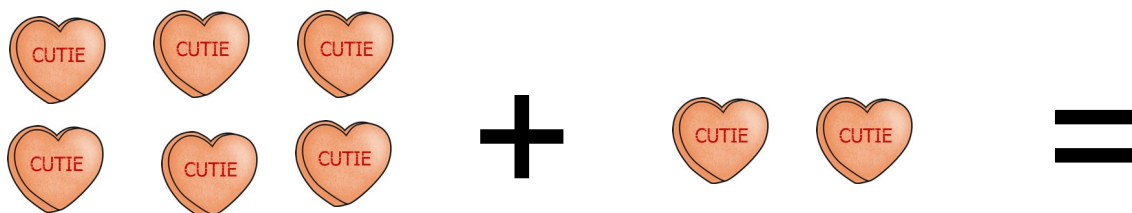
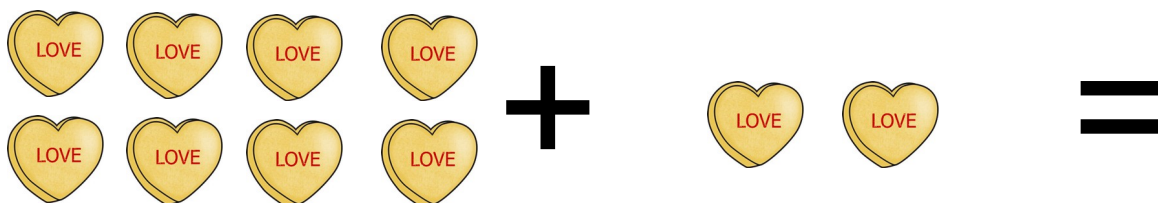

Write:

cutie cutie

Stamp:

Color the pictures as you read the story.
There was an Old Lady Who Swallowed a Rose







+

=




+




=




+




=



+




=




+



=



+



=



+




=




+




=




+



=



+



=




+



=




+



=



+




=




+



=



+



=
