



Woodland Part One

Thanks for stopping by and downloading my woodland pack. Be sure to download Part 2, 3 & Tot Pack.

If you would like to share this file please link directly to the web page or Blog and not to the pdf file.

This pack was made to be used with your toddler or preschooler. This is for your own personal use. Please don't sell or host these files anywhere.

Please read the [Terms of Use](#). If you have any questions please let me know.

Thanks! 3Dinosaurs.com


Graphics: Baby Animals & [Woodland Creatures](#)

By [Lilly Bimble](#) purchased from : <http://www.mygrafico.com>






raccoon



**hedgehog
brown**



**hedgehog
black**




gray squirrel




red squirrel



owl



deer



fox




bear



raccoon



**hedgehog
brown**



**hedgehog
black**




gray squirrel




red squirrel



owl



deer




fox











bear

Which One is Different?




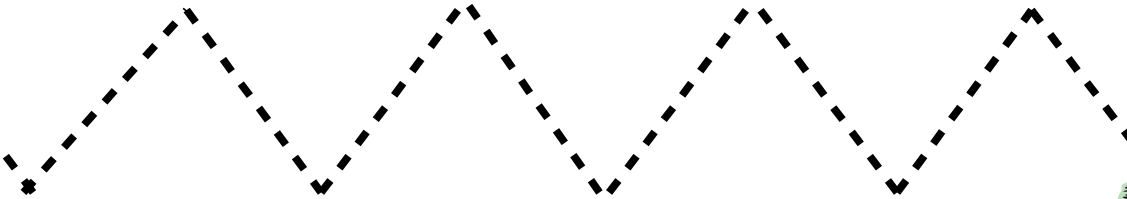
What comes Next?



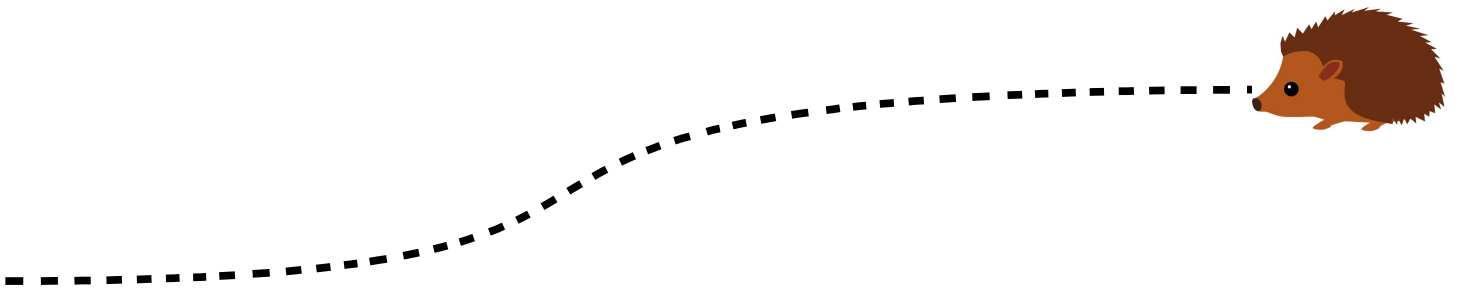

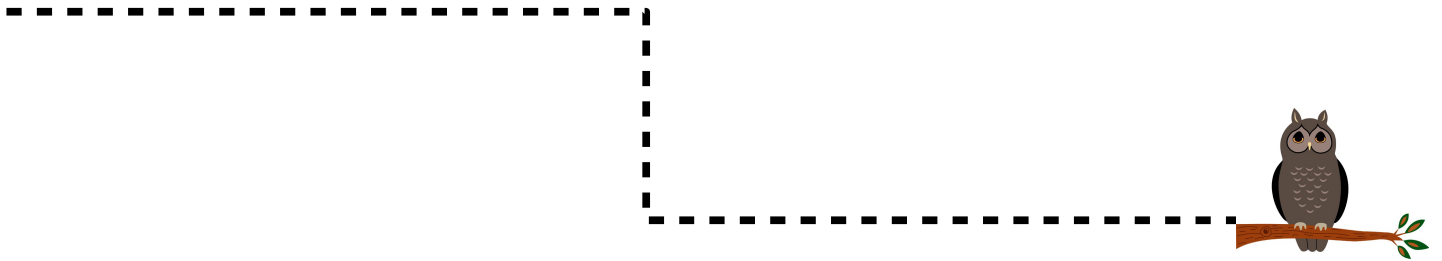

Size Sequencing









Prewriting Practice




Cutting Practice













Created by Cassie @ 3Dinosaurs.com




Created by Cassie @ 3Dinosaurs.com



Created by Cassie @ 3Dinosaurs.com




Created by Cassie @ 3Dinosaurs.com




Created by Cassie @ 3Dinosaurs.com



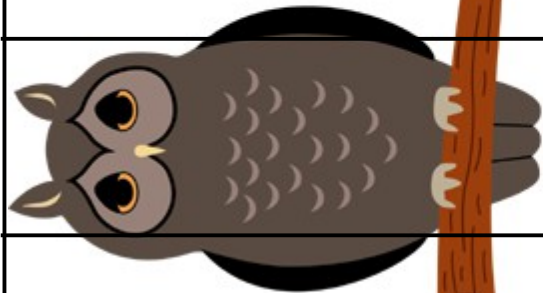

Created by Cassie @ 3Dinosaurs.com



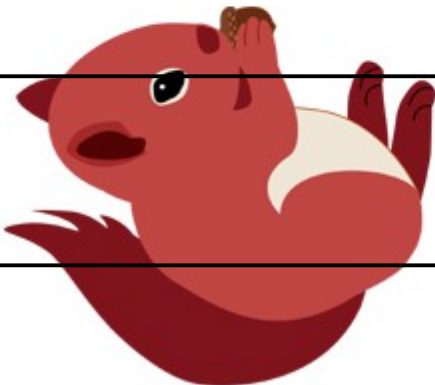



Created by Cassie @ 3Dinosaurs.com



Created by Cassie @ 3Dinosaurs.com

										1	2	3	4	5	6	7	8	9	10
---	--	--	--	--	--	--	--	--	--	---	---	---	---	---	---	---	---	---	----


				



2

1


3



4

3

2



3

4

5



4

5


3



7

6


5



7

6


8



7

8


9



8

7


9



9

10

8



9

11

10

Count and Clip cards



Print, laminate and use clothes pins or dry erase markers to mark the correct answer.