



Zoo Tot Pack

Thanks for stopping by and downloading my Zoo Pack. Be sure to download Zoo Part 1, 2, 3, & 4.

These printables are provided *FREE* of charge. Please do share my printables. But please remember that all of my printables are for personal use. You cannot claim these printables or sell them as your own. All the printables and pictures are the property of 3 Dinosaurs.

Please DO

- Download the files to your computers and print them off for personal use.
- Direct people to the blog or site when sharing with others.
- Give proper credit back to 3 Dinosaurs when blogging about our files.

You May Not

- Link directly to the pdf file.
- Alter my files in any way.
- Store them on your website in any format.
- Seek to use these to drive traffic to your site or sell them in any way.
- Print off and sell them to others.

Please remember this is about being Honest.

I reserve the right to change this policy at any time.

By downloading this you agree to the [Terms of Use](#). If you have any questions please let me know.

Thanks! 3Dinosaurs.com

Graphics from: [Stockberry Studio](#) [Black Leaf](#) ; [Lilly Bimble](#)



Purchased from: <http://www.mygrafico.com>






Prewriting Practice

Help the animals get to the zoo.
























Prewriting Practice

Help the animals get to the zoo.



Prewriting Practice


Help the animals get to the zoo.




1 one




6 six



2 two



7 seven



3 three




8 eight



4 four




9 nine





5 five








10 ten






















Color the Bear




3Dinosaurs.com




The bear is pink.




The bear is red.




The bear is yellow.




The bear is orange.




The bear is purple.




The bear is blue.




The bear is black.




The bear is brown.



The bear is green.



The bear is gray.



The bear is white.

Matching Cards

On the following pages print it out twice. You can cut up both and use as a matching cards. Or leave one as is and let child match the cards to the sheet.









9 Piece Puzzle





On the last page for younger children copy this page twice and use one as a template to help them finish the puzzle.




For younger children copy this page twice and use one as a template to help them finish the puzzle.







9 Piece Puzzle



For younger children copy this page twice and use one as a template to help them finish the puzzle.