



Zoo Pack Part Three

Thanks for stopping by and downloading my Zoo Pack. Be sure to download Zoo Part 1, 2, 4 & Tot Pack.

These printables are provided *FREE* of charge. Please do share my printables. But please remember that all of my printables are for personal use. You cannot claim these printables or sell them as your own. All the printables and pictures are the property of 3 Dinosaurs.

Please DO

- Download the files to your computers and print them off for personal use.
- Direct people to the blog or site when sharing with others.
- Give proper credit back to 3 Dinosaurs when blogging about our files.

You May Not

- Link directly to the pdf file.
- Alter my files in any way.
- Store them on your website in any format.
- Seek to use these to drive traffic to your site or sell them in any way.
- Print off and sell them to others.

Please remember this is about being Honest.

I reserve the right to change this policy at any time.

By downloading this you agree to the [Terms of Use](#). If you have any questions please let me know.

Thanks! 3Dinosaurs.com

Graphics from: [Stockberry Studio](#) [Black Leaf](#) ; [Lilly Bimble](#)

Purchased from: <http://www.mygrafico.com>






zebra



tiger



monkey




lion



leopard




giraffe




elephant



wombat



ostrich



kookaburra




koala



kangaroo



crocodile



peacock



panda




horn bill



flamingo



chameleon



snake



walrus



rabbit



polar bear




arctic fox




penguin



moose



deer



fox




bear




otter



beaver



turtle



frog



owl




goat



buffalo



wolf



fish



duck




husky



z z z z z z z




t t t t t t t t



m m m m m m m




l l l l l l l l l l l



l l l l l l l l l l l




g g g g g g g




e e e e e e e



w w w w w w w



o o o o o o o



k k k k k k k




k k k k k k k k



k k k k k k k k



c c c c c c c c



p p p p p p p p



p p p p p p p p




h h h h h h h



f f f f f f f



c c c c c c c



s s s s s s s



w w w w w w



r r r r r r r r



p p p p p p p




a a a a a a




p p p p p p p



m m m m m m



d d d d d d d



f f f f f f f




b b b b b b b




o o o o o o o



b b b b b b b



t t t t t t t t t



f f f f f f f



o o o o o o o




g g g g g g g



b b b b b b b



w w w w w w



f f f f f f f



d d d d d d d



h h h h h h h



zebra




tiger



monkey




lion



leopard




giraffe




elephant



wombat



ostrich



kookaburra




koala



kangaroo



crocodile



peacock



panda




hornbill



flamingo



chameleon



snake



walrus



rabbit



polar bear




arctic fox




penguin



moose



deer



fox




bear




otter



beaver



turtle



frog



owl




goat



buffalo



wolf



fish



duck



husky



Handwriting practice lines for the zebra section, consisting of three horizontal lines: a solid top line, a dashed middle line, and a solid bottom line.




Handwriting practice lines for the tiger section, consisting of three horizontal lines: a solid top line, a dashed middle line, and a solid bottom line.



Handwriting practice lines for the monkey section, consisting of three horizontal lines: a solid top line, a dashed middle line, and a solid bottom line.




Handwriting practice lines for the lion section, consisting of three horizontal lines: a solid top line, a dashed middle line, and a solid bottom line.



Handwriting practice lines for the cheetah section, consisting of three horizontal lines: a solid top line, a dashed middle line, and a solid bottom line.




Three horizontal lines for handwriting practice: a solid top line, a dashed middle line, and a solid bottom line.




Three horizontal lines for handwriting practice: a solid top line, a dashed middle line, and a solid bottom line.



Three horizontal lines for handwriting practice: a solid top line, a dashed middle line, and a solid bottom line.



Three horizontal lines for handwriting practice: a solid top line, a dashed middle line, and a solid bottom line.




Three horizontal lines for handwriting practice: a solid top line, a dashed middle line, and a solid bottom line.




Three horizontal lines for handwriting practice: a solid top line, a dashed middle line, and a solid bottom line.



Three horizontal lines for handwriting practice: a solid top line, a dashed middle line, and a solid bottom line.



Three horizontal lines for handwriting practice: a solid top line, a dashed middle line, and a solid bottom line.



Three horizontal lines for handwriting practice: a solid top line, a dashed middle line, and a solid bottom line.




Three horizontal lines for handwriting practice: a solid top line, a dashed middle line, and a solid bottom line.













Handwriting practice lines for the word 'Rabbit'.



Handwriting practice lines for the word 'Polar Bear'.




Handwriting practice lines for the word 'Fox'.




Handwriting practice lines for the word 'Penguin'.



Handwriting practice lines for the word 'Deer'.



Handwriting practice lines for the word 'deer'.



Handwriting practice lines for the word 'fox'.




Handwriting practice lines for the word 'bear'.




Handwriting practice lines for the word 'cub'.



Handwriting practice lines for the word 'beaver'.



Handwriting practice lines for the first row, consisting of a solid top line, a dashed middle line, and a solid bottom line.



Handwriting practice lines for the second row, consisting of a solid top line, a dashed middle line, and a solid bottom line.



Handwriting practice lines for the third row, consisting of a solid top line, a dashed middle line, and a solid bottom line.




Handwriting practice lines for the fourth row, consisting of a solid top line, a dashed middle line, and a solid bottom line.



Handwriting practice lines for the fifth row, consisting of a solid top line, a dashed middle line, and a solid bottom line.



Handwriting practice lines for the first row, featuring a solid top line, a dashed middle line, and a solid bottom line.



Handwriting practice lines for the second row, featuring a solid top line, a dashed middle line, and a solid bottom line.



Handwriting practice lines for the third row, featuring a solid top line, a dashed middle line, and a solid bottom line.



Handwriting practice lines for the fourth row, featuring a solid top line, a dashed middle line, and a solid bottom line.

Handwriting practice lines for the fifth row, featuring a solid top line, a dashed middle line, and a solid bottom line.