



Swing Into Summer Learning

2nd Grade Week 2: Superhero

Thanks for downloading Build Up Summer Learning Week Two: Superhero. Be sure to Check out the other weeks as they come out!

These printables are provided *FREE* of charge. Please do share our printables. But please remember that all of our printables are for personal use. You cannot claim these printables or sell them as your own. All the printables and pictures are the property of [3 Dinosaurs](#) & [Royal Baloo](#).

Please DO

- Download the files to your computers and print them off for personal use.
- Direct people to the blog or site when sharing with others.
- Give proper credit back to [3 Dinosaurs](#) & [Royal Baloo](#) when blogging about our files.

Graphics: Purchased from [Melonheadz Illustrations](#),

[KPM Doodles](#), [Mycutegraphic.com](#),

and [Scrappin Doodles](#).

You May Not

- Link directly to the pdf file.
- Alter my files in any way.
- Store them on your website in any format or any any upload type (facebook, sharing sites etc)
- Seek to use these to drive traffic to your site or sell them in any way.
- Print off and sell them to others.

Please remember this is about being Honest. We reserve the right to change this policy at any time.

Thanks Erin @Royal Baloo & Cassie @3 Dinosaurs



<http://royalbaloo.com/>
[Facebook](#)
[Twitter](#)
[RSS](#)
[Google +](#)

<http://www.3dinosaurs.com/>
[Facebook](#)
[Twitter](#)
[RSS](#)
[Google +](#)











Week 2 Day 2: Language Activities



Roll & Trace the -atch words.

	hatch	match
	batch	snatch
	snatch	latch
	hatch	match
	watch	batch
	latch	patch

Write a sentence using one of the words above.

Write the correct ee words for each picture below.





Week 2 Day 2: Money Questions




Answer the following question and show your work.

You have 1 quarters, 10 dimes and 4 pennies, How much money do you have?

You have 5 quarters, 2 dimes, 1 nickles and 12 pennies, How much money do you have?

Spin and count the money

Use a pencil and paperclip to make your spinner.
Write in the coin amount in the equations below and then add the the money.



Write in your spins and total the coins

_____	+	_____	=	_____		
_____	+	_____	+	_____	=	_____
_____	+	_____	=	_____		
_____	+	_____	+	_____	=	_____
_____	+	_____	=	_____		
_____	+	_____	+	_____	=	_____
_____	+	_____	+	_____	=	_____
_____	+	_____	+	_____	=	_____





Week 2 Day 2: Sight Word "first"

Color the word first:

first

Write the word first:



Use first in a sentence.


first	call	or	first
first	first	call	tell
would	or	first	first
tell	first	first	would



Week 2 Day 2: Direction Coloring



Read the directions and color the images at the square.



Color the city south of the spotlight gray.

Color the mask north of the superhero green.

Color the city east of the mask blue.

Color the spotlight south of the superhero yellow.

Color the spotlight north of the city orange.

Color the superhero west of the zap orange.

Color the superhero east of the spotlight red.

Color the zap south of the city purple.

Color the mask south of the city brown.