



# Swing Into Summer Learning 2<sup>nd</sup> Grade Week 3: Explorer

Thanks for downloading Build Up Summer Learning Week Three: Explorer. Be sure to Check out the other weeks as they come out!

These printables are provided *FREE* of charge. Please do share our printables. But please remember that all of our printables are for personal use. You cannot claim these printables or sell them as your own. All the printables and pictures are the property of [3 Dinosaurs](#) & [Royal Baloo](#).

#### Please DO

- Download the files to your computers and print them off for personal use.
- Direct people to the blog or site when sharing with others.
- Give proper credit back to [3 Dinosaurs](#) & [Royal Baloo](#) when blogging about our files.

Graphics: Purchased from [Melonheadz Illustrations](#),

[KPM Doodles](#), [Mycutegraphic.com](#),

and [Scrappin Doodles](#).

#### You May Not

- Link directly to the pdf file.
- Alter my files in any way.
- Store them on your website in any format or any any upload type (facebook, sharing sites etc)
- Seek to use these to drive traffic to your site or sell them in any way.
- Print off and sell them to others.

Please remember this is about being Honest. We reserve the right to change this policy at any time.

Thanks Erin @Royal Baloo & Cassie @3 Dinosaurs



<http://royalbaloo.com/>  
[Facebook](#)  
[Twitter](#)  
[RSS](#)  
[Google +](#)

<http://www.3dinosaurs.com/>  
[Facebook](#)  
[Twitter](#)  
[RSS](#)  
[Google +](#)












# Week 3 Day 1: Language Activities



**Roll & Race the -ip words.**

slip	blip	snip	skip	snip	drip
ship	skip	whip	grip	flip	slip
chip	drip	grip	trip	clip	ship
					

**Write a sentence and draw a picture using one of the words above.**

<hr/> <hr/> <hr/> <hr/> <hr/> <hr/>	
<hr/> <hr/> <hr/> <hr/> <hr/> <hr/>	
<hr/> <hr/> <hr/> <hr/> <hr/> <hr/>	
<hr/> <hr/> <hr/> <hr/> <hr/> <hr/>	
<hr/> <hr/> <hr/> <hr/> <hr/> <hr/>	
<hr/> <hr/> <hr/> <hr/> <hr/> <hr/>	

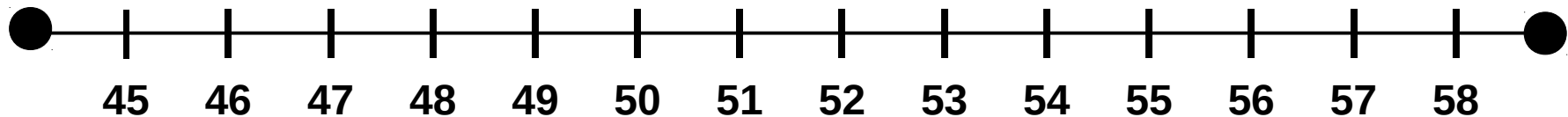


# Week 3 Day 1: Addition

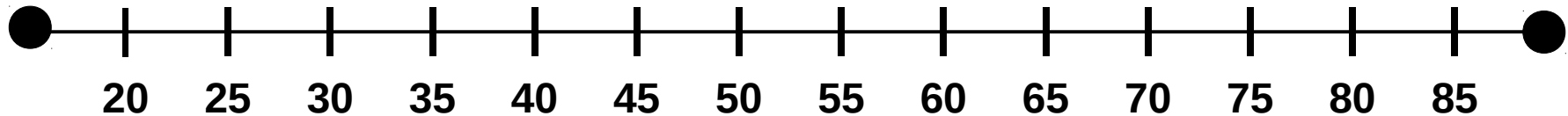


Solve the Math using the number line.

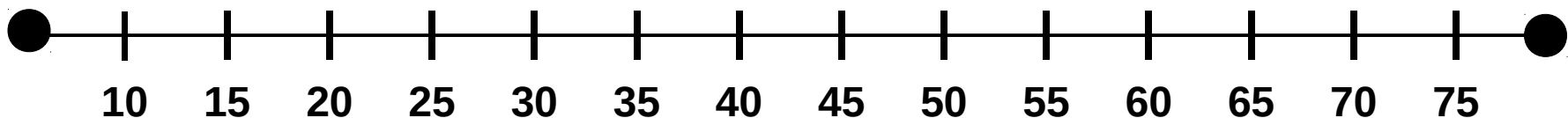
$$45 + 12 = \underline{\quad}$$



$$25 + 15 = \underline{\quad}$$



$$10 + 35 = \underline{\quad}$$





# Week 3 Day 1: Sight Word "both"

Color the word both:


both

Write the word both:

---

---

---



Use both in a sentence.

---

---

---

---

---

---

---

---

---

---

both	gave	both	sit
upon	both	write	both
both	both	gave	upon
sit	write	both	both



# Week 3 Day 1: Compound Words

Put the two words together to make a compound word. Write out the words and draw a picture of the compound word.



+




=

---


\_\_\_\_\_

+

\_\_\_\_\_



+



=

---

\_\_\_\_\_

+

\_\_\_\_\_